

Luftdruck · Air pressure
Pression de gonflage
Presión de aire
Pressione di gonfiamento
Luchtdruk

2007

2008



SEMPERIT 

D

Die angegebenen Luftdruckwerte (bar) gelten für Semperit-Reifen, bezogen auf den kalten Reifen. Sie sollten mindestens alle zwei Wochen überprüft werden. Bei ausschließlicher Autobahnfahrt empfehlen wir auch im Teillastbereich den angegebenen Vollastluftdruck. Die Luftdruckwerte gelten für Geschwindigkeiten über 160 km/h.

VA=Vorderachse / HA=Hinterachse.

GB

These inflation pressures (bar) apply to Semperit tyres when they are cold. They should be checked at least once every fortnight. For strictly motorway driving, we recommend the full-load inflation pressure in the partial-load range as well. The pressure values apply to speeds in excess of 160 km/h (100 mph). VA=front axle / HA=rear axle.

F

Les pressions de gonflage indiquées (bar) sont valables pour des pneus froids de marque Semperit. Elles doivent être contrôlées au moins tous les 15 jours. En cas de circulation exclusive sur autoroute, même en cas de charge partielle, nous recommandons une pression de gonflage identique à celle préconisée en cas d'utilisation à pleine charge. Les pressions de gonflage sont valables pour les vitesses supérieures à 160 km/h.

VA=essieu AV / HA=essieu AR.

E

Los valores de presión de aire indicados (bar) son válidos para los neumáticos en frío de marca Semperit. La presión de aire deberá ser controlada por lo menos cada dos semanas. Para conducción por autopista recomendamos la presión de inflado de carga completa aunque el vehículo vaya en carga parcial. Los valores de presión de aire son válidos para velocidades superiores a los 160 km/h. VA=eje delantero / HA=eje trasero.

I

I valori indicati per la pressione di gonfiamento (bar) si applicano a pneumatico freddo de marca Semperit. Dovrebbero essere verificati almeno ogni 2 settimane. Per guida continua in autostrada, raccomandiamo la pressione per carico massimo anche per un carico parziale dell'autovettura. I valori di pressione dell'aria valgono per velocità maggiori di 160 km/h. VA=assale anteriore / HA=assale posteriore.

NL

De vermelde luchtdrukwaarden (bar) zijn van toepassing op de koude buitenband van het merk Semperit. Zij dienen minimaal één keer per twee weken te worden gecontroleerd. Voor transport dat uitsluitend via autosnelwegen geschiedt en waarbij de laadcapaciteit niet maximaal benut wordt, bevelen wij eveneens de vermelde maximale oplaaddruk aan. De luchtdrukwaarden gelden voor snelheden boven 160 km/h. VA=Vooras / HA=Achteras.

rf reinforced

XL Extra Load



△ only available in higher grade (SI, LI) / nur höherwertig lieferbar (GSY, LI)


▽▽ not available / nicht lieferbar

⊙ Serial standard size / Standard-Serienbereifung

Alfa Romeo	4
Audi	7
BMW	13
Chevrolet	30
Chrysler	32
Citroën	33
Dacia	36
Daihatsu	37
Fiat	38
Ford	42
Honda	47
Hyundai	50
Jaguar	51
Kia	53
Lancia	55
Lexus	56
Mazda	57
Mercedes-Benz	60
Mini	71
Mitsubishi	71
Nissan	73
Opel	75
Peugeot	86
Renault	91
Rover	97
Saab	99
Seat	101
Skoda	105
Smart	108
Subaru	109
Suzuki	112
Toyota	113
Volvo	116
VW	119

>160 km/h (100 mph)

		
Teillast	Luftdruck (bar)	Vollast
partial load	inflation pressure (bar)	full load
charge partielle	pression de gonflage (bar)	pleine charge
carga parcial	presión de aire (bar)	carga completa
carico parziale	pressione di gonfiamento (bar)	carico massimo
normale belasting	luchtdruk (bar)	maximale belasting



Alfa Romeo

147 (937) 01- /05-

1.6 TS Eco 16V (77 kW),	⊙ 185/65 R 15 88 H	2.2	2.2	2.5	2.5
1.6 TS 16V (88 kW)	195/60 R 15 88 H	2.2	2.2	2.5	2.5
	205/55 R 16 91 H	2.2	2.2	2.5	2.5
	215/45 R 17 87 H ^Δ	2.2	2.2	2.5	2.5
2.0 TS 16V (110 kW)	⊙ 205/55 R 16 91 V	2.2	2.2	2.5	2.5
	215/45 R 17 87 W	2.2	2.2	2.5	2.5
3.2 V6 -GTA (184 kW)	⊙ 225/45 R 17 91 W	2.2	2.2	2.5	2.5
1.9 JTD (74 kW),	⊙ 185/65 R 15 88 H	2.2	2.2	2.5	2.5
1.9 JTD (85 kW)	195/60 R 15 88 H	2.2	2.2	2.5	2.5
	205/55 R 16 91 H	2.2	2.2	2.5	2.5
	215/45 R 17 87 H ^Δ	2.2	2.2	2.5	2.5
1.9 JTD (103 kW) -05,	185/65 R 15 88 V ^{▽▽}	2.2	2.2	2.5	2.5
1.9 JTDM Q2 (110 kW)	⊙ 195/60 R 15 88 V	2.2	2.2	2.5	2.5
07-	205/55 R 16 91 V	2.2	2.2	2.5	2.5
	215/45 R 17 87 V ^Δ	2.2	2.2	2.5	2.5

156 (932) 97- /03-05

1.6 T.Spark (88 kW)	⊙ 185/65 R 15 88 H	2.2	2.2	2.5	2.5
	205/60 R 15 91 V	2.2	2.2	2.5	2.5
	205/55 R 16 91 V	2.2	2.2	2.5	2.5
1.8 T.Spark 16V (103 kW),	⊙ 205/60 R 15 91 V	2.2	2.2	2.5	2.5
2.0 T.Spark 16V (114 kW),	205/55 R 16 91 V	2.2	2.2	2.5	2.5
2.0 JTS 16V (121 kW) 02-					
2.5 V6 (141 kW)	⊙ 205/60 R 15 91 V	2.2	2.2	2.5	2.5
	205/55 R 16 91 V	2.2	2.2	2.5	2.5
3.2 V6 GTA (184 kW) 02-	⊙ 225/45 R 17 91 W	2.2	2.2	2.5	2.5
1.9 JTD (85 kW)	⊙ 185/65 R 15 88 H	2.2	2.2	2.5	2.5
	205/60 R 15 91 V	2.2	2.2	2.5	2.5
	205/55 R 16 91 V	2.2	2.2	2.5	2.5
1.9 JTD (103 kW) 03-	⊙ 205/55 R 16 91 V	2.2	2.2	2.5	2.5
2.4 JTD (110 kW) -03,	⊙ 205/60 R 15 91 V	2.2	2.2	2.5	2.5
2.4 JTD (129 kW) 03-	205/55 R 16 91 V	2.2	2.2	2.5	2.5

156 Sport Wagon (932) 00- /03-

1.6 T.Spark (88 kW)	⊙ 185/65 R 15 88 H	2.2	2.2	2.5	2.5
	205/60 R 15 91 V	2.2	2.2	2.5	2.5
	205/55 R 16 91 V	2.2	2.2	2.5	2.5
1.8 T.Spark 16V (103 kW),	⊙ 205/60 R 15 91 V	2.2	2.2	2.5	2.5
2.0 T.Spark 16V (114 kW),	205/55 R 16 91 V	2.2	2.2	2.5	2.5
2.0 JTS 16V (121 kW) 02-					
2.5 V6 (141 kW)	⊙ 205/60 R 15 91 V	2.2	2.2	2.5	2.5
	205/55 R 16 91 V	2.2	2.2	2.5	2.5
3.2 V6 GTA (184 kW) 02-	⊙ 225/45 R 17 91 W	2.2	2.2	2.5	2.5
1.9 JTD (85 kW)	⊙ 185/65 R 15 88 H	2.2	2.2	2.5	2.5
	205/60 R 15 91 V	2.2	2.2	2.5	2.5
	205/55 R 16 91 V	2.2	2.2	2.5	2.5
1.9 JTD 16V (103 kW) 03-	⊙ 205/55 R 16 91 V	2.2	2.2	2.5	2.5
2.4 JTD (110 kW) -03,	⊙ 205/60 R 15 91 V	2.2	2.2	2.5	2.5
2.4 JTD (129 kW) 03-	205/55 R 16 91 V	2.2	2.2	2.5	2.5



Alfa Romeo

156 Cross Wagon (Q4) 04-

1.9 JTD (110 kW)	⊙ 225/55	R 17 97 V ^Δ	2.2	2.2	2.5	2.5
------------------	----------	------------------------	-----	-----	-----	-----

159 (939) 05-

1.9 JTS (118 kW),	⊙ 205/55	R 16 91 V	2.3	2.3	2.6	2.6
-------------------	----------	-----------	-----	-----	-----	-----

1.9 JTDM 16V (110 kW)	215/55	R 16 93 V ^Δ	2.3	2.3	2.6	2.6
-----------------------	--------	------------------------	-----	-----	-----	-----

	225/50	R 17 94 W	2.5	2.5	2.7	2.7
--	--------	-----------	-----	-----	-----	-----

	235/45	R 18 94 W ^{▽▽}	2.7	2.5	2.8	2.6
--	--------	-------------------------	-----	-----	-----	-----

2.2 JTS (136 kW)	⊙ 215/55	R 16 93 V ^Δ	2.3	2.3	2.6	2.6
------------------	----------	------------------------	-----	-----	-----	-----

	225/50	R 17 94 W	2.5	2.5	2.7	2.7
--	--------	-----------	-----	-----	-----	-----

	235/45	R 18 94 W ^{▽▽}	2.7	2.5	2.8	2.6
--	--------	-------------------------	-----	-----	-----	-----

3.2 V6 (191 kW)	⊙ 225/50	R 17 98 WXL ^{▽▽}	2.5	2.5	2.7	2.7
-----------------	----------	---------------------------	-----	-----	-----	-----

	235/45	R 18 98 WXL ^{▽▽}	2.7	2.5	2.8	2.6
--	--------	---------------------------	-----	-----	-----	-----

	235/40	ZR 19 YXL ^{▽▽}	2.7	2.5	2.8	2.6
--	--------	-------------------------	-----	-----	-----	-----

1.9 JTDM 8V (88 kW)	⊙ 205/55	R 16 91 V	2.3	2.3	2.6	2.6
---------------------	----------	-----------	-----	-----	-----	-----

	215/55	R 16 93 V ^Δ	2.3	2.3	2.6	2.6
--	--------	------------------------	-----	-----	-----	-----

	225/50	R 17 94 W	2.5	2.5	2.7	2.7
--	--------	-----------	-----	-----	-----	-----

	235/45	R 18 94 W ^{▽▽}	2.7	2.5	2.8	2.6
--	--------	-------------------------	-----	-----	-----	-----

2.4 JTDM (147 kW)	⊙ 225/50	R 17 98 WXL ^{▽▽}	2.5	2.5	2.7	2.7
-------------------	----------	---------------------------	-----	-----	-----	-----

	235/45	R 18 98 WXL ^{▽▽}	2.7	2.5	2.8	2.6
--	--------	---------------------------	-----	-----	-----	-----

	235/40	ZR 19 YXL ^{▽▽}	2.7	2.5	2.8	2.6
--	--------	-------------------------	-----	-----	-----	-----

159 Sport Wagon (939) 06-

1.9 JTS (118 kW),	⊙ 215/55	R 16 93 V ^Δ	2.3	2.3	2.6	2.6
-------------------	----------	------------------------	-----	-----	-----	-----

1.9 JTDM 8V (88 kW),	225/50	R 17 98 WXL ^{▽▽}	2.5	2.5	2.7	2.7
----------------------	--------	---------------------------	-----	-----	-----	-----

1.9 JTDM 16V (110 kW)	235/45	R 18 98 WXL ^{▽▽}	2.7	2.5	2.8	2.6
-----------------------	--------	---------------------------	-----	-----	-----	-----

2.2 JTS (136 kW)	⊙ 215/55	R 16 93 V ^Δ	2.3	2.3	2.6	2.6
------------------	----------	------------------------	-----	-----	-----	-----

	225/50	R 17 98 WXL ^{▽▽}	2.5	2.5	2.7	2.7
--	--------	---------------------------	-----	-----	-----	-----

	235/45	R 18 98 WXL ^{▽▽}	2.7	2.5	2.8	2.6
--	--------	---------------------------	-----	-----	-----	-----

3.2 JTS V6 Q4 (191 kW),	⊙ 225/50	R 17 98 WXL ^{▽▽}	2.5	2.5	2.7	2.7
-------------------------	----------	---------------------------	-----	-----	-----	-----

2.4 JTDM (147 kW)	235/45	R 18 98 WXL ^{▽▽}	2.7	2.5	2.8	2.6
-------------------	--------	---------------------------	-----	-----	-----	-----

166 (936) 98-/03-

2.0 T.Spark 16V (110 kW),	⊙ 205/55	R 16 91 W	2.3	2.3	2.3	2.3
---------------------------	----------	-----------	-----	-----	-----	-----

2.0 V6 Turbo (151 kW)	215/55	R 16 93 W	2.3	2.3	2.3	2.3
-----------------------	--------	-----------	-----	-----	-----	-----

	225/45	R 17 91 W	2.3	2.3	2.3	2.3
--	--------	-----------	-----	-----	-----	-----

	235/45	R 17 94 W	2.3	2.3	2.3	2.3
--	--------	-----------	-----	-----	-----	-----

2.5 V6 (138 kW),	⊙ 205/55	R 16 91 W	2.3	2.3	2.3	2.3
------------------	----------	-----------	-----	-----	-----	-----

3.0 V6 (162 kW),	215/55	R 16 93 W	2.3	2.3	2.3	2.3
------------------	--------	-----------	-----	-----	-----	-----

3.2 V6 (176 kW) 03-,	225/45	R 17 91 W	2.7	2.5	2.7	2.5
----------------------	--------	-----------	-----	-----	-----	-----

2.4 JTD (103 kW),	235/45	R 17 94 W	2.3	2.3	2.3	2.3
-------------------	--------	-----------	-----	-----	-----	-----

2.4 JTD 20V (129 kW) 03-	235/40	R 18 91 Y ^{▽▽}	2.7	2.7	2.7	2.7
--------------------------	--------	-------------------------	-----	-----	-----	-----

GT 04-

1.8 TS (103 kW) 05-	⊙ 195/60	R 15 88 V	2.2	2.2	2.5	2.5
---------------------	----------	-----------	-----	-----	-----	-----


	205/60	R 15 91 V	2.3	2.3	2.6	2.6
--	--------	-----------	-----	-----	-----	-----

	205/55	R 16 91 V	2.3	2.3	2.6	2.6
--	--------	-----------	-----	-----	-----	-----

	215/45	R 17 87 W	2.4	2.3	2.7	2.6
--	--------	-----------	-----	-----	-----	-----


	225/45	R 17 91 W	2.5	2.4	2.8	2.7
--	--------	-----------	-----	-----	-----	-----

	225/40	ZR 18 ^Δ	2.5	2.4	2.8	2.7
--	--------	--------------------	-----	-----	-----	-----



Alfa Romeo

		2.2	2.2	2.5	2.5
2.0 JTS (121 kW)	⊙ 195/60 R 15 88 V	2.2	2.2	2.5	2.5
	205/55 R 16 91 V	2.3	2.3	2.6	2.6
	215/45 R 17 87 W	2.5	2.4	2.8	2.7
3.2 V6 (176 kW)	⊙ 215/45 R 17 87 W	2.3	2.3	2.6	2.6
	225/45 R 17 91 Y▽▽	2.5	2.4	2.8	2.7
1.9 JTD (110 kW)	⊙ 195/60 R 15 88 V	2.2	2.2	2.5	2.5
	205/55 R 16 91 V	2.3	2.3	2.6	2.6
	215/45 R 17 87 W	2.5	2.4	2.8	2.7
1.9 JTDM Q2 (110 kW) 07-	⊙ 225/40 R 18 88 W△	2.3	2.3	2.6	2.6
GTV (Coupé) (916C) 95- / 98- / 00- / 03-					
2.0 T.Spark 16V (110 kW),	195/60 ZR 15 ▽▽	2.5	2.3	2.8	2.6
2.0 JTS (121 kW) 03-	⊙ 205/50 ZR 16	2.5	2.3	2.8	2.6
	225/45 ZR 17	2.5	2.3	2.8	2.6
2.0 T.Spark 16V (114 kW) 98-, 2.0 V6 Turbo (147 kW)	⊙ 205/50 ZR 16	2.7	2.5	3.0	2.8
3.0 V6 24V (160 kW) 98-,	⊙ 205/50 R 16 87 Y▽▽	2.5	2.7	2.8	3.0
3.2 V6 (176 kW) 03-	225/45 R 17 91 Y▽▽	2.5	2.7	2.8	3.0
Spider (916S) -06					
2.0 T.Spark 16V (110 kW),	195/60 ZR 15 ▽▽	2.3	2.5	2.6	2.8
2.0 JTS (121 kW) 03-	⊙ 205/50 ZR 16	2.5	2.7	2.8	3.0
	225/45 ZR 17	2.5	2.7	2.8	3.0
3.0 V6 (160 kW),	⊙ 205/50 ZR 16	2.5	2.7	2.8	3.0
3.2 V6 (176 kW) 03-	225/45 ZR 17	2.5	2.7	2.8	3.0
Spider 06-					
3.2 V6 (191 kW)	⊙ 225/50 R 17 98 WXL▽▽	2.5	2.5	2.7	2.7
	235/45 R 18 98 WXL▽▽	2.7	2.5	2.8	2.6
2.2 JTS (136 kW)	⊙ 215/55 R 16 93 V△	2.2	2.2	2.5	2.5
	225/50 R 17 98 WXL▽▽	2.2	2.5	2.2	2.5
	235/45 R 18 98 WXL▽▽	2.2	2.2	2.5	2.5
Brera (939) 06-					
2.2 JTS (136 kW)	⊙ 215/55 R 16 93 V△	2.3	2.3	2.6	2.6
	225/50 R 17 98 WXL▽▽	2.5	2.5	2.7	2.7
	235/45 R 18 98 WXL▽▽	2.7	2.5	2.8	2.6
3.2 V6 Q4 (191 kW)	⊙ 225/50 R 17 98 WXL▽▽	2.5	2.5	2.7	2.7
	235/45 R 18 98 WXL▽▽	2.7	2.5	2.8	2.6
2.4 JTDM (147 kW)	⊙ 225/50 R 17 98 WXL▽▽	2.5	2.5	2.7	2.7
	235/45 R 18 98 WXL▽▽	2.7	2.5	2.8	2.6



Audi

A 2 (AZ) 00-

1.4 16V (55 kW),	165/65 R 15 81 H▽▽	2.1	2.0	2.4	2.6
1.4 TDI (55 kW)	⊙ 175/60 R 15 81 H▽▽	2.1	2.0	2.4	2.6
	185/50 R 16 81 H▽▽	2.1	2.0	2.4	2.6
1.6 FSI (81 kW) 02-	⊙ 175/60 R 15 81 V▽▽	2.2	2.1	2.4	2.6
1.4 TDI (66 kW) 03-	185/50 R 16 81 V▽▽	2.2	2.1	2.4	2.6
1.2 TDI (45 kW)	⊙ 145/80 R 14 76 T▽▽	2.5	2.3	2.9	2.6

A 3 (8L) 96- /00-03

1.6 (75 kW), 1.8 (92 kW),	⊙ 195/65 R 15 91 T/V	1.9	1.9	2.2	2.7
1.9 TDI (66 kW),	205/60 R 15 91 V	1.9	1.9	2.2	2.7
1.9 TDI (81 kW),	205/55 R 16 91 W	1.9	1.9	2.2	2.7
1.9 TDI (74 kW)	225/45 R 17 91 W	2.1	2.1	2.5	2.8
1.8 Turbo (110 kW),	⊙ 195/65 R 15 91 V	1.9	1.9	2.3	2.7
1.9 TDI (96 kW)	205/60 R 15 91 V	1.9	1.9	2.3	2.7
	205/55 R 16 91 W	1.9	1.9	2.3	2.7
	225/45 R 17 91 W	2.1	2.1	2.5	2.8
1.8 Turbo (132 kW)	⊙ 205/60 R 15 91 W▽▽	1.9	1.9	2.2	2.7
	205/55 R 16 91 W	1.9	1.9	2.2	2.7
	225/45 R 17 91 W	2.1	2.1	2.5	2.8

A 3 (8P) 03-


1.6 (75 kW),	⊙ 205/55 R 16 91 H	2.1	2.0	2.2	2.5
1.6 FSI (85 kW)	225/45 R 17 91 H△	2.1	2.0	2.2	2.5
2.0 FSI (110 kW),	⊙ 205/55 R 16 91 V/W	2.3	2.1	2.5	2.6
2.0 TDI (100 kW),	225/45 R 17 91 Y▽▽	2.1	2.0	2.3	2.5
2.0 TDI DPF (125 kW) 06-					
2.0 TFSI Quattro (147 kW)	⊙ 205/55 R 16 91 W	2.6	2.4	2.9	2.9
	225/45 R 17 91 Y▽▽	2.3	2.2	2.5	2.6
3.2 V6 Quattro (184 kW)	⊙ 225/45 R 17 91 Y▽▽	2.5	2.3	2.7	2.7
1.9 TDI (77 kW)	⊙ 205/55 R 16 91 H	2.2	2.0	2.5	2.6
	225/45 R 17 91 H△	2.1	2.0	2.2	2.5

A 3 Sportback (8P) 04-

1.6 (75 kW),	⊙ 205/55 R 16 91 H	2.1	2.0	2.2	2.5
1.6 FSI (85 kW)	225/45 R 17 91 H△	2.1	2.0	2.2	2.5
2.0 FSI (110 kW)	⊙ 205/55 R 16 91 V/W	2.3	2.1	2.5	2.6
	225/45 R 17 91 Y▽▽	2.1	2.0	2.3	2.5
2.0 T (147 kW)	⊙ 205/55 R 16 91 W	2.6	2.4	2.9	2.9
	225/45 R 17 91 Y▽▽	2.3	2.2	2.5	2.6
3.2 V6 (177 kW)	⊙ 225/45 R 17 91 Y▽▽	2.5	2.3	2.7	2.7
1.9 TDI (77 kW)	⊙ 205/55 R 16 91 H	2.2	2.0	2.5	2.6
	225/45 R 17 91 H△	2.1	2.0	2.2	2.5
2.0 TDI (100 kW),	⊙ 205/55 R 16 91 V/W	2.4	2.1	2.6	2.6
2.0 TDI DPF (125 kW) 06-	225/45 R 17 91 Y▽▽	2.1	2.0	2.3	2.5

S 3 (8L) 99-

1.8 Turbo (154 kW),	⊙ 225/45 R 17 91 Y▽▽	2.1	2.1	2.4	2.9
1.8 Turbo (165 kW) 01-					




Audi

A 4 (8E, B 6) 00-04 / Avant (8E, B 6) 01-

1.6 (75 kW),	⊙ 195/65 R 15 91 H	2.1	2.1	2.5	2.5
1.9 TDI (74 kW)	205/65 R 15 94 V	2.0	2.0	2.4	2.4
	205/60 R 15 91 V	2.1	2.1	2.5	2.5
	205/55 R 16 91 W	2.1	2.1	2.5	2.5
	215/55 R 16 93 Y ^{▽▽}	2.0	2.0	2.4	2.4
	235/45 R 17 94 Y ^{▽▽}	2.2	2.2	2.6	2.6
2.0 (96 kW),	⊙ 195/65 R 15 91 V	2.4	2.4	2.8	2.8
2.0 FSI (110 kW) 02-,	205/65 R 15 94 V	2.3	2.3	2.7	2.7
1.8 Turbo/Quattro	205/60 R 15 91 V	2.4	2.4	2.8	2.8
(110 kW),	205/55 R 16 91 W	2.3	2.3	2.7	2.7
1.9 TDI/Quattro (96 kW)	215/55 R 16 93 Y ^{▽▽}	2.2	2.2	2.6	2.6
	235/45 R 17 94 Y ^{▽▽}	2.2	2.2	2.6	2.6
1.8 Turbo (120 kW)	⊙ 205/55 R 16 91 W	2.3	2.3	2.7	2.7
	215/55 R 16 93 Y ^{▽▽}	2.2	2.2	2.6	2.6
	235/45 R 17 94 Y ^{▽▽}	2.2	2.2	2.6	2.6
2.4 V6 (125 kW),	⊙ 215/55 R 16 93 Y ^{▽▽}	2.3	2.3	2.7	2.7
1.8 Turbo/Quattro	235/45 R 17 94 Y ^{▽▽}	2.3	2.3	2.8	2.8
(140 kW)	235/40 R 18 91 Y ^{▽▽}	2.6	2.6	3.1	3.1
2.5 TDI (114 kW)	⊙ 205/55 R 16 91 W	2.6	2.6	3.1	3.1
	215/55 R 16 93 Y ^{▽▽}	2.2	2.2	2.6	2.6
	235/45 R 17 94 Y ^{▽▽}	2.2	2.2	2.6	2.6
3.0 V6/Quattro (162 kW)	⊙ 215/55 R 16 93 Y ^{▽▽}	2.3	2.3	2.7	2.7
	235/45 R 17 94 Y ^{▽▽}	2.3	2.3	2.8	2.8
2.5 TDI Quattro (132 kW)	⊙ 205/55 R 16 91 W	2.7	2.7	3.1	3.1
	215/55 R 16 93 Y ^{▽▽}	2.3	2.3	2.7	2.7
	235/45 R 17 94 Y ^{▽▽}	2.3	2.3	2.8	2.8

A 4 (8EC, B 7) 05- / Avant (8ED, B 7) 05-

1.6 (75 kW),	⊙ 205/55 R 16 91 W	2.2	2.2	2.6	2.6
2.0 MPI (96 kW),	215/55 R 16 93 Y ^{▽▽}	2.1	2.1	2.5	2.5
2.0 FSI (110 kW) -06,	235/45 R 17 94 Y ^{▽▽}	2.1	2.1	2.5	2.5
1.9 TDI (85 kW)	235/40 R 18 91 Y ^{▽▽}	2.2	2.2	2.6	2.6
1.8 T MPI (120 kW),	205/55 R 16 91 W	2.4	2.4	2.8	2.8
2.0 TDI (103 kW)	⊙ 215/55 R 16 93 Y ^{▽▽}	2.2	2.2	2.6	2.6
	235/45 R 17 94 Y ^{▽▽}	2.2	2.2	2.6	2.6
	235/40 R 18 91 Y ^{▽▽}	2.4	2.4	2.8	2.8
2.0 TFSI (147 kW)	⊙ 215/55 R 16 93 Y ^{▽▽}	2.2	2.2	2.6	2.6
	235/45 R 17 94 Y ^{▽▽}	2.2	2.2	2.6	2.6
	235/40 R 18 91 Y ^{▽▽}	2.4	2.4	2.8	2.8
2.0 TFSI DTM (162 kW)	⊙ 235/40 R 18 95 YXL ^{▽▽}	2.7	2.7	3.0	3.0
3.2 V6 FSI (188 kW),	⊙ 215/55 R 16 93 Y ^{▽▽}	2.3	2.3	2.6	2.6
2.5 TDIV6 (120 kW) -06,	235/45 R 17 94 Y ^{▽▽}	2.3	2.3	2.6	2.6
2.0 TDI (125 kW) 06-,	235/40 R 18 95 YXL ^{▽▽}	2.6	2.6	2.9	2.9
2.7 TDI DPF (132 kW)					
3.0 TDIV6 (150 kW) -06,	⊙ 215/55 R 16 97 YXL ^{▽▽}	2.4	2.4	2.7	2.7
3.0 TDI (171 kW) 06-	235/45 R 17 94 Y ^{▽▽}	2.4	2.4	2.7	2.7
	235/40 R 18 95 YXL ^{▽▽}	2.7	2.7	3.0	3.0



Audi

A 4 Cabrio 02–06

2.0 (96 kW),	⊙ 205/55 R 16 91 W	2.5	2.3	2.7	2.9
1.8 T (110 kW),	215/55 R 16 93 Y▽▽	2.2	2.2	2.4	2.6
2.4 V6 (125 kW)	235/45 R 17 94 Y▽▽	2.2	2.2	2.4	2.6
3.0 V6 30V (162 kW)	⊙ 215/55 R 16 93 Y▽▽	2.4	2.2	2.6	2.8
	235/45 R 17 94 Y▽▽	2.4	2.2	2.6	2.8
2.5 TDI (120 kW)	⊙ 215/55 R 16 93 Y▽▽	2.3	2.2	2.5	2.7
	235/45 R 17 94 Y▽▽	2.3	2.2	2.5	2.7

A 4 Cabrio 06–

1.8 T (120 kW),	⊙ 205/55 R 16 91 W	2.5	2.3	2.7	2.9
2.0 TDI (103 kW)	215/55 R 16 93 Y▽▽	2.2	2.2	2.4	2.6
	235/45 R 17 94 Y▽▽	2.2	2.2	2.4	2.6
	235/40 R 18 91 Y▽▽	2.5	2.3	2.7	2.9
2.0 TFSI (147 kW)	⊙ 215/55 R 16 93 Y▽▽	2.3	2.2	2.5	2.7
	235/45 R 17 94 Y▽▽	2.3	2.2	2.5	2.7
	235/40 R 18 91 Y▽▽	2.6	2.3	2.8	3.0
2.7 TDI (132 kW) 06–,	⊙ 215/55 R 16 93 Y▽▽	2.4	2.2	2.6	2.8
3.2 FSI V6 (188 kW),	235/45 R 17 94 Y▽▽	2.4	2.2	2.6	2.8
3.0 TDI (171 kW)	235/40 R 18 91 Y▽▽	2.6	2.4	2.8	3.0

S 4 /Avant 98–02

2.7 V6 30V (195 kW)	⊙ 225/45 R 17 91 Y▽▽	2.5	2.3	2.8	2.8
---------------------	----------------------	-----	-----	-----	-----

S 4 03–/05–/Avant 03–/05–

4.2 V8 40V Quattro (253 kW)	⊙ 235/40 R 18 95 YXL▽▽	2.8	2.5	3.0	3.0
-----------------------------	------------------------	-----	-----	-----	-----

S 4 Cabrio 05–

4.2 V8 Quattro (253 kW)	⊙ 235/40 R 18 95 YXL▽▽	2.7	2.4	2.9	2.9
-------------------------	------------------------	-----	-----	-----	-----

RS 4 00–05 /Avant 00–05


2.7 V6 30V Turbo (280 kW)	⊙ 255/35 ZR 18 Δ	2.7	2.4	3.1	2.8
---------------------------	------------------	-----	-----	-----	-----

RS 4 (QB 6) 05– /Avant 06–

4.2 V8 Quattro (309 kW)	⊙ 255/35 ZR 19 YXL▽▽				
-------------------------	----------------------	--	--	--	--

A 6 (4B, C 5) 97–/01–04 /Avant (4B, C 5) 98–/01–05

1.8 (92 kW), 2.0 (96 kW),	⊙ 195/65 R 15 91 V/W	2.2	2.2	2.6	2.8
1.8 Turbo (110 kW),	205/60 R 15 91 V/W	2.2	2.2	2.6	2.8
1.9 TDI (81 kW),	205/55 R 16 91 W	2.2	2.2	2.6	2.8
1.9 TDI (96 kW)	215/55 R 16 93 W	2.0	2.0	2.6	2.8
	235/45 R 17 94 Y▽▽	2.0	2.0	2.6	2.6
2.4 V6 (121 kW),	⊙ 195/65 R 15 91 V/W	2.3	2.3	2.8	3.1
2.4 V6 (125 kW),	205/60 R 15 91 V/W	2.3	2.3	2.8	3.1
2.5 TDI V6 (110 kW),	205/55 R 16 91 W	2.6	2.6	2.9	3.1
2.5 TDI V6 (114 kW)	215/55 R 16 93 W	2.2	2.2	2.6	2.6
	235/45 R 17 94 Y▽▽	2.2	2.2	2.6	2.6
2.8 V6 (142 kW),	205/60 R 15 91 W▽▽	2.4	2.4	2.9	3.2
2.5 TDI V6 (132 kW)	⊙ 205/55 R 16 91 W	2.7	2.7	2.9	3.0
	215/55 R 16 93 Y▽▽	2.3	2.3	2.8	2.8
	235/45 R 17 94 Y▽▽	2.3	2.3	2.8	2.8



Audi


2.7 V6 Biturbo (169 kW),	⊙ 215/55 R 16 93 Y▽▽	2.4	2.4	2.9	3.1
2.7 V6 Biturbo	235/45 R 17 94 Y▽▽	2.4	2.4	2.9	3.1
Quattro (184 kW),					
3.0 V6 (162 kW)					
4.2 V8 Quattro (220 kW)	⊙ 235/50 R 16 95 Y▽▽	2.3	2.3	2.8	2.8
	255/40 R 17 94 Y▽▽	2.4	2.4	2.9	2.9

A 6 (4F2, C 6) 04-

2.0 TFSI (125 kW)	⊙ 225/55 R 16 95 Y▽▽	2.0	2.0	2.4	2.7
	225/50 R 17 94 Y▽▽	2.1	2.1	2.5	2.9
	245/45 R 17 95 Y▽▽	2.0	2.0	2.4	2.7
	245/40 R 18 97 YXL▽▽	2.1	2.1	2.9	2.9
2.4 MPI/ Quattro (130 kW),	⊙ 205/60 R 16 96 WXL▽▽	2.5	2.2	2.7	3.1
2.0 TDI (103 kW)	225/55 R 16 95 Y▽▽	2.0	2.0	2.2	2.5
	225/50 R 17 94 Y▽▽	2.2	2.0	2.4	2.7
	245/45 R 17 95 Y▽▽	2.0	2.0	2.2	2.5
	245/40 R 18 97 YXL▽▽	2.2	2.0	2.4	2.7
3.2 FSI/ Quattro (188 kW)	⊙ 225/55 R 16 95 Y▽▽	2.3	2.1	2.5	2.9
	225/50 R 17 98 YXL▽▽	2.4	2.2	2.6	3.0
	245/45 R 17 95 Y▽▽	2.3	2.1	2.5	2.9
	245/40 R 18 97 YXL▽▽	2.4	2.2	2.6	3.0
4.2 V8 Quattro (246 kW)	⊙ 225/50 R 17 98 YXL▽▽	2.5	2.2	2.7	3.0
-06,	245/45 R 17 99 YXL▽▽	2.5	2.2	2.7	3.0
4.2 FSI Quattro (257 kW)	245/40 R 18 97 YXL▽▽	2.6	2.3	2.8	3.1
06-	255/35 R 19 96 YXL▽▽	2.6	2.3	2.8	3.1
2.7 TDI/ Quattro (132 kW),	⊙ 225/55 R 16 99 YXL▽▽	2.4	2.0	2.6	2.7
3.0 TDI (165 kW) -06,	225/50 R 17 98 YXL▽▽	2.6	2.2	2.8	2.9
3.0 TDI Quattro (171 kW)	245/45 R 17 99 YXL▽▽	2.4	2.0	2.6	2.7
06-	245/40 R 18 97 YXL▽▽	2.6	2.2	2.8	2.9

A 6 Avant (4F5, C 6) 05-

2.0 TFSI (125 kW),	⊙ 205/60 R 16 96 WXL▽▽	2.5	2.3	2.7	3.2
2.4 MPI/ Quattro (130 kW),	225/55 R 16 95 Y▽▽	2.0	2.0	2.2	2.6
2.0 TDI (103 kW)	225/50 R 17 98 YXL▽▽	2.2	2.1	2.4	2.8
	245/45 R 17 95 Y▽▽	2.0	2.0	2.2	2.6
	245/40 R 18 97 YXL▽▽	2.2	2.1	2.4	2.8
3.2 FSI/ Quattro (188 kW)	⊙ 225/55 R 16 95 Y▽▽	2.2	2.1	2.5	2.8
	225/50 R 17 98 YXL▽▽	2.4	2.2	2.6	3.0
	245/45 R 17 95 Y▽▽	2.2	2.1	2.5	2.8
	245/40 R 18 97 YXL▽▽	2.4	2.2	2.6	3.0
4.2 V8 Quattro (246 kW)	⊙ 225/50 R 17 98 YXL▽▽	2.4	2.2	2.7	3.0
-06,	245/45 R 17 99 YXL▽▽	2.4	2.2	2.7	3.0
4.2 FSI Quattro (257 kW)	245/40 R 18 97 YXL▽▽	2.5	2.3	2.8	3.1
06-					
2.7 TDI/ Quattro (132 kW),	⊙ 225/55 R 16 95 Y▽▽	2.4	2.1	2.6	2.7
3.0 TDI (165 kW) -06,	225/50 R 17 98 YXL▽▽	2.6	2.2	2.8	3.0
3.0 TDI Quattro (171 kW)	245/45 R 17 99 YXL▽▽	2.4	2.1	2.6	2.7
06-	245/40 R 18 97 YXL▽▽	2.6	2.2	2.8	3.0
	255/35 ZR 19 YXL▽▽	2.7	2.3	3.0	3.1



Audi

A 6 Avant Allroad (4B) 00-06

2.7 V6 Biturbo	⊙ 225/55	R 17 97 W ^Δ	2.4	2.4	2.7	2.9
Quattro (184 kW),	245/45	R 18 96 Y ^{▽▽}	2.2	2.2	2.7	2.9
2.5 TDI (120 kW),						
2.5 TDI V6 (132 kW)						
4.2 V8 Quattro (220 kW)	225/55	R 17 97 W ^Δ	2.6	2.6	2.7	2.9
02-	⊙ 245/45	R 18 96 Y ^{▽▽}	2.4	2.4	2.7	2.9

A 6 Allroad Quattro 06-

3.2 FSI (188 kW),	⊙ 225/55	R 17 97 W ^Δ	2.4	2.4	2.7	2.9
2.7 TDI (132 kW),	245/45	R 18 96 Y ^{▽▽}	2.2	2.2	2.7	2.9
3.0 TDI (171 kW)						
4.2 FSI (257 kW)	⊙ 245/45	R 18 96 Y ^{▽▽}	2.2	2.2	2.7	2.9

S 6 99-06 /Avant 99-06

4.2 V8 Quattro (250 kW)	⊙ 255/40	R 17 94 Y ^{▽▽}	2.4	2.4	2.9	2.9
-------------------------	----------	-------------------------	-----	-----	-----	-----

S 6 06- /Avant 06-

5.2 FSI Quattro (320 kW)	⊙ 265/35	ZR 19 YXL ^{▽▽}	2.4	2.4	2.9	2.9
--------------------------	----------	-------------------------	-----	-----	-----	-----

RS 6 02- /Avant 02-

4.2 V8 Quattro (331 kW)	⊙ 255/40	R 18 99 YXL ^{▽▽}	2.8	2.8	3.2	3.2
	255/35	R 19 96 YXL ^{▽▽}	3.0	3.0	3.3	3.3

A 8 (D2) 94- /00-02

2.8 V6 / Quattro (142 kW),	⊙ 225/60	R 16 98 V / W ^Δ	2.0	2.0	2.5	2.5
2.5 TDI V6 (110 kW),	225/55	R 17 97 W ^Δ	2.0	2.0	2.5	2.5
2.5 TDI V6 /	245/45	R 18 96 Y ^{▽▽}	2.2	2.2	2.5	2.5
Quattro (132 kW)						
3.7 V8 / Quattro (191 kW),	⊙ 225/60	R 16 98 W	2.0	2.0	2.9	2.9
4.2 V8 Quattro (228 kW)	225/55	R 17 97 W ^Δ	2.0	2.0	2.9	2.9
	245/45	R 18 96 Y ^{▽▽}	2.1	2.1	2.9	2.9
6.0 W 12 (309 kW)	⊙ 245/45	R 18 96 Y ^{▽▽}	2.6	2.4	3.1	3.1
3.3 TDI V8 Quattro	⊙ 225/60	R 16 98 W	2.4	2.4	3.0	3.0
(162 kW)	225/55	R 17 97 W ^Δ	2.4	2.4	3.0	3.0
	245/45	R 18 96 Y ^{▽▽}	2.4	2.4	3.0	3.0

A 8 (4E, D3) 02-

3.0 V6 (162 kW) 03-,	235/60	R 16 100 W ^{▽▽}	2.2	2.0	2.6	2.8
3.0 V6 TDI (171 kW) 04-	⊙ 235/55	R 17 99 Y ^{▽▽}	2.2	2.0	2.6	2.8
	235/50	R 18 101 YXL ^{▽▽}	2.2	2.0	2.6	2.8
	255/45	R 18 99 Y ^{▽▽}	2.2	2.0	2.6	2.8
	255/40	R 19 100 YXL ^{▽▽}	2.3	2.1	2.7	2.9
3.2 V6 FSI Quattro	⊙ 235/55	R 17 99 Y ^{▽▽}	2.3	2.1	2.7	2.9
(188 kW) 05-,	235/50	R 18 101 YXL ^{▽▽}	2.3	2.1	2.7	2.9
3.7 V8 Quattro (206 kW),	255/45	R 18 99 Y ^{▽▽}	2.3	2.1	2.7	2.9
4.2 V8 Quattro (246 kW)	255/40	R 19 100 YXL ^{▽▽}	2.4	2.2	2.8	3.0
4.0 V8 TDI Quattro	⊙ 235/55	R 17 99 Y ^{▽▽}	2.5	2.3	2.8	3.0
(202 kW) 03-,	235/50	R 18 101 YXL ^{▽▽}	2.5	2.3	2.8	3.0
4.2 V8 TDI Quattro	255/45	R 18 99 Y ^{▽▽}	2.5	2.3	2.8	3.0
(240 kW) 05-	255/40	R 19 100 YXL ^{▽▽}	2.7	2.5	3.0	3.2



Audi

6.0W12 (331 kW) 04-	⊙ 255/45 R 18 99Y▽▽	2.6	2.4	2.8	3.0
	255/40 R 19 100YXL▽▽	2.8	2.6	3.1	3.3
	275/35 R 20 102YXL▽▽	2.8	2.6	3.1	3.3

S 8 (Q2) 96-					
4.2V8 (250 kW),	⊙ 245/45 R 18 96Y▽▽	2.2	2.2	2.9	2.9
4.2V8 Quattro (265 kW)					

S 8 06-					
5.2V10 (331 kW)	⊙ 275/35 ZR 20 YXL▽▽				


R 8 07-					
4.2V8 (309 kW)	235/40 ZR 18 VA XL▽▽				
	285/35 ZR 18 HAXL▽▽				
	235/35 ZR 19 VAXL				
	295/30 ZR 19 HAXL▽▽				

TT Coupé (8N) 98-06 / Roadster 99-07

1.8 (110 kW) -05,	⊙ 205/55 R 16 91 W	2.4	2.0	2.4	2.3
1.8 (120 kW) 05-,	225/45 R 17 91 Y▽▽	2.4	2.0	2.4	2.3
1.8 (132 kW) -05,					
1.8 (140 kW) 05-					
1.8 Quattro (132 kW),	205/55 R 16 91 W	2.4	2.0	2.4	2.3
1.8 Quattro (165 kW)	⊙ 225/45 R 17 91 Y▽▽	2.4	2.0	2.4	2.3
	225/40 R 18 92 YXL▽▽	2.4	2.0	2.6	2.3
3.2V6 Quattro Roadster	225/45 R 17 91 Y▽▽	2.5	2.0	2.6	2.3
(184 kW) 03-	⊙ 225/40 R 18 88 Y▽▽	2.7	2.0	2.9	2.4
3.2V6 Quattro Coupé	⊙ 225/45 R 17 91 Y▽▽	2.5	2.0	2.6	2.3
(184 kW) 03-	225/40 R 18 88 Y▽▽	2.6	2.0	2.7	2.4

TT Coupé 06- / Roadster 07-

2.0 TFSI (147 kW)	⊙ 225/55 R 16 95 W	2.4	2.0	2.4	2.3
	245/45 R 17 95 W	2.4	2.0	2.4	2.3
3.2V6 (184 kW)	⊙ 245/45 R 17 95 W	2.5	2.0	2.6	2.3
	245/40 R 18 93 W	2.6	2.0	2.7	2.4




BMW

1 (E87) 04-

1.6 116i (85 kW),	⊙ 195/55 R 16 87 H (SSR) ▽▽	2.2	2.5	2.6	3.0
2.0 118i (105 kW),	205/55 R 16 91 H (SSR) ▽▽	2.0	2.1	2.4	2.6
2.0 118d (90 kW)	205/50 R 17 89 V (SSR) ▽▽	2.0	2.3	2.4	2.8
	205/50 R 17 89 VVA (SSR) ▽▽	2.0		2.4	
	225/45 R 17 91 VHA (SSR) ▽▽		2.1		2.6
	205/45 R 18 86 WVA (SSR) ▽▽	2.2		2.6	
	225/40 R 18 88 WHA (SSR) ▽▽		2.3		2.8
2.0 120i (110 kW)	⊙ 195/55 R 16 87 V (SSR) ▽▽	2.2	2.6	2.6	3.0
	205/55 R 16 91 V (SSR) ▽▽	2.0	2.2	2.4	2.6
	205/50 R 17 89 V (SSR) ▽▽	2.0	2.4	2.4	2.8
	205/50 R 17 89 VVA (SSR) ▽▽	2.0		2.4	
	225/45 R 17 91 VHA (SSR) ▽▽		2.2		2.6
	205/45 R 18 86 WVA (SSR) ▽▽	2.2		2.6	
	225/40 R 18 88 WHA (SSR) ▽▽		2.4		2.8
3.0 130i (190 kW) 05-	⊙ 205/50 R 17 89 W (SSR) ▽▽	2.2	2.7	2.7	3.2
	205/50 R 17 89 WVA (SSR) ▽▽	2.2		2.7	
	225/45 R 17 91 WHA (SSR) ▽▽		2.6		2.9
	205/45 R 18 86 WVA (SSR) ▽▽	2.5		2.8	
	225/40 R 18 88 WHA (SSR) ▽▽		2.9		3.3
2.0 120d (120 kW)	⊙ 195/55 R 16 87 V (SSR) ▽▽	2.3	2.7	2.7	3.1
	205/55 R 16 91 V (SSR) ▽▽	2.1	2.3	2.5	2.7
	205/50 R 17 89 V (SSR) ▽▽	2.1	2.5	2.5	2.9
	205/50 R 17 89 VVA (SSR) ▽▽	2.1		2.5	
	225/45 R 17 91 VHA (SSR) ▽▽		2.3		2.7
	205/45 R 18 86 WVA (SSR) ▽▽	2.3		2.7	
	225/40 R 18 88 WHA (SSR) ▽▽		2.5		2.9

3 Compact (E46) 01-

1.6 316ti compact (85 kW),	⊙ 195/65 R 15 91 H	1.9	2.2	2.3	2.8
1.8 318td compact (85 kW)	205/60 R 15 91 H	1.9	2.2	2.3	2.8
03-	205/55 R 16 91 H	1.9	2.2	2.3	2.8
	225/50 R 16 92 W	1.9	2.2	2.3	2.8
	205/50 R 17 93 WXL	2.1	2.4	2.5	3.0
	225/45 R 17 91 W	1.9	2.2	2.3	2.8
	225/40 ZR 18 VA [△]	1.9		2.3	
	255/35 ZR 18 HA [△]		2.2		2.8
1.8 318ti compact (105 kW)	⊙ 205/55 R 16 91 V	2.0	2.3	2.3	2.8
	225/50 R 16 92 W	2.0	2.3	2.3	2.8
	205/50 R 17 93 WXL	2.0	2.3	2.3	2.8
	225/45 R 17 91 W	2.0	2.3	2.3	2.8
	225/40 ZR 18 VA [△]	2.0		2.3	
	255/35 ZR 18 HA [△]		2.3		2.8
2.5 325ti compact (141 kW)	⊙ 205/55 R 16 91 W	2.2	2.6	2.6	3.1
	225/50 R 16 92 W	2.2	2.6	2.6	3.1
	205/50 R 17 93 WXL	2.4	2.8	2.8	3.3
	225/45 R 17 91 W	2.2	2.6	2.6	3.1
	225/40 ZR 18 VA [△]	2.4		2.8	
	255/35 ZR 18 HA [△]		2.6		3.1




BMW

		1.0	1.4	1.4	1.4
2.0 320 td compact (110 kW)	⊙ 205/55 R 16 91 V	2.0	2.4	2.4	2.9
	225/50 R 16 92 W	2.0	2.4	2.4	2.9
	205/50 R 17 93 WXL	2.2	2.6	2.6	3.1
	225/45 R 17 91 W	2.0	2.4	2.4	2.9
	225/40 ZR 18 VA ^Δ	2.0		2.4	
	255/35 ZR 18 HA ^Δ		2.4		2.8


3 (E46) 98- / 01-05 / Coupé (E46 C) 99- / 01-06

1.6 316i (77 kW), 1.6 316i (85 kW), 2.0 318d (85 kW)	⊙ 195/65 R 15 91 H	1.9	2.2	2.2	2.7
	205/60 R 15 91 H	1.9	2.2	2.2	2.7
	205/55 R 16 91 H	1.9	2.2	2.2	2.7
	225/50 ZR 16 /W	1.9	2.2	2.2	2.7
	205/50 R 17 93 WXL	2.1	2.4	2.4	2.9
	225/45 R 17 91 W	1.9	2.2	2.2	2.7
2.0 318i (105 kW), 2.0 318Ci (105 kW)	225/40 ZR 18 YVA ^{▽▽}	1.9		2.2	
	255/35 ZR 18 YHA ^{▽▽}		2.2		2.7
	⊙ 205/55 R 16 91 H	2.0	2.3	2.3	2.8
	225/50 ZR 16 /W	2.0	2.3	2.3	2.8
	205/50 R 17 93 WXL	2.0	2.3	2.3	2.8
	225/45 R 17 91 W	2.0	2.3	2.3	2.8
2.2 320i (125 kW), 2.2 320Ci (125 kW)	225/40 ZR 18 YVA ^{▽▽}	2.0		2.3	
	255/35 ZR 18 YHA ^{▽▽}		2.3		2.8
	⊙ 205/55 R 16 91 V	2.1	2.5	2.5	3.0
	225/50 ZR 16 /W	2.1	2.5	2.5	3.0
	205/50 R 17 93 WXL	2.1	2.5	2.5	3.0
	225/45 R 17 91 W	2.1	2.5	2.5	3.0
2.5 325i (141 kW), 2.5 325Ci (141 kW)	225/45 ZR 17 VA	2.1		2.5	
	245/40 ZR 17 HA		2.5		3.0
	225/40 ZR 18 YVA ^{▽▽}	2.1		2.5	
	255/35 ZR 18 YHA ^{▽▽}		2.5		3.0
	⊙ 205/55 R 16 91 W	2.2	2.6	2.6	3.1
	225/50 ZR 16 /W	2.2	2.6	2.6	3.1
2.5 325xi (4x4) (141 kW)	205/50 R 17 93 WXL	2.4	2.8	2.8	3.3
	225/45 R 17 91 W	2.2	2.6	2.6	3.1
	225/45 ZR 17 VA	2.2		2.6	
	245/40 ZR 17 HA		2.6		3.1
	225/40 ZR 18 YVA ^{▽▽}	2.4		2.8	
	255/35 ZR 18 YHA ^{▽▽}		2.8		3.3



BMW


		↓	↓	↓	↓
3.0 330i (170 kW), 3.0 330Ci (170 kW)	205/50 R 17 93 WXL	2.4	2.9	2.9	3.4
	⊙ 225/45 R 17 91 W	2.2	2.7	2.7	3.2
	225/45 ZR 17 VA	2.2		2.7	
	245/40 ZR 17 HA		2.7		3.2
	225/40 ZR 18 YVA▽▽	2.4		2.9	
	255/35 ZR 18 YHA▽▽		2.9		3.4
3.0 330xi (4x4) (170 kW)	205/50 R 17 93 WXL	2.7	2.9	2.9	3.4
	⊙ 225/45 R 17 91 W	2.5	2.7	2.7	3.2
	225/45 ZR 17 VA	2.4		2.7	
	245/40 ZR 17 HA		2.7		3.2
	225/40 ZR 18 YVA▽▽	2.7		2.9	
	255/35 ZR 18 YHA▽▽		2.9		3.4
2.0 320d (110 kW), 2.0 320cd (110 kW)	⊙ 205/55 R 16 91 V	2.0	2.4	2.4	2.9
	225/50 ZR 16 /W	2.0	2.4	2.4	2.9
	205/50 R 17 93 WXL	2.2	2.6	2.6	3.1
	225/45 R 17 91 W	2.0	2.4	2.4	2.9
	225/45 ZR 17 VA	2.0		2.4	
	245/40 ZR 17 HA		2.4		2.9
	225/40 ZR 18 YVA▽▽	2.0		2.4	
	255/35 ZR 18 YHA▽▽		2.4		2.9
3.0 330d (135 kW) -03	205/50 R 17 93 WXL	2.4	2.8	2.7	3.2
	⊙ 225/45 R 17 91 W	2.2	2.6	2.5	3.0
	225/45 ZR 17 VA	2.2		2.5	
	245/40 ZR 17 HA		2.6		3.0
	225/40 ZR 18 YVA▽▽	2.4		2.7	
	255/35 ZR 18 YHA▽▽		2.8		3.2
3.0 330d (150 kW), 3.0 330cd (150 kW) 03-	205/50 R 17 93 WXL	2.6	3.0	3.0	3.5
	⊙ 225/45 R 17 91 W	2.4	2.8	2.8	3.3
	225/40 ZR 18 YVA▽▽	2.6		3.0	
	255/35 ZR 18 YHA▽▽		3.0		3.5
3.0 330xd (4x4) (135 kW)	205/50 R 17 93 WXL	2.5	2.7	2.7	3.2
	⊙ 225/45 R 17 91 W	2.3	2.5	2.5	3.0
	225/45 ZR 17 VA	2.3		2.5	
	245/40 ZR 17 HA		2.5		3.0
	225/40 ZR 18 YVA▽▽	2.5		2.7	
	255/35 ZR 18 YHA▽▽		2.7		3.2
3.0 330xd (4x4) (150 kW) 03-	205/50 R 17 93 WXL	2.6	2.8	2.8	3.2
	⊙ 225/45 R 17 91 W	2.4	2.6	2.6	3.0
	225/40 ZR 18 YVA▽▽	2.6		2.8	
	255/35 ZR 18 YHA▽▽		2.8		3.2



BMW


3 (E90) 05-

1.6 316i (85 kW), 2.0 318i (105 kW), 2.0 318d (90 kW)	⊙ 205/55 R 16 91 H (SSR) ▽▽	2.0	2.3	2.3	2.8
	225/50 R 16 92 V (SSR) ▽▽	2.0	2.3	2.3	2.8
	225/45 R 17 91 V (SSR) ▽▽	2.0	2.3	2.3	2.8
	225/45 R 17 91 VVA (SSR) ▽▽	2.0		2.3	
	255/40 R 17 94 VHA (SSR) ▽▽		2.0		2.4
	225/40 R 18 88 WVA (SSR) ▽▽	2.0		2.3	
	255/35 R 18 90 WHA (SSR) ▽▽		2.2		2.8
	225/35 R 19 88 YVAXL (SSR) ▽▽	2.1		2.6	
	255/30 R 19 91 YHAXL (SSR) ▽▽		2.3		3.1
	2.0 320i (110 kW)	⊙ 205/55 R 16 91 V (SSR) ▽▽	2.0	2.3	2.3
225/50 R 16 92 V (SSR) ▽▽		2.0	2.3	2.3	2.8
225/45 R 17 91 V (SSR) ▽▽		2.0	2.3	2.3	2.8
225/45 R 17 91 VVA (SSR) ▽▽		2.0		2.3	
255/40 R 17 94 VHA (SSR) ▽▽			2.1		2.5
225/40 R 18 88 WVA (SSR) ▽▽		2.0		2.4	
255/35 R 18 90 WHA (SSR) ▽▽			2.3		2.9
225/35 R 19 88 YVAXL (SSR) ▽▽		2.1		2.6	
255/30 R 19 91 YHAXL (SSR) ▽▽			2.3		3.1
2.5 323i (130 kW), 2.0 320d (120 kW)		⊙ 205/55 R 16 91 V (SSR) ▽▽	2.1	2.5	2.5
	225/50 R 16 92 V (SSR) ▽▽	2.1	2.5	2.5	3.0
	225/45 R 17 91 V (SSR) ▽▽	2.1	2.5	2.5	3.0
	225/45 R 17 91 VVA (SSR) ▽▽	2.1		2.5	
	255/40 R 17 94 VHA (SSR) ▽▽		2.2		2.6
	225/40 R 18 88 WVA (SSR) ▽▽	2.2		2.5	
	255/35 R 18 90 WHA (SSR) ▽▽		2.5		3.0
	225/35 R 19 88 YVAXL (SSR) ▽▽	2.3		2.6	
	255/30 R 19 91 YHAXL (SSR) ▽▽		2.5		3.1
	2.5 325i (160 kW)	⊙ 205/55 R 16 91 W (SSR) ▽▽	2.2	2.6	2.6
225/50 R 16 92 W (SSR) ▽▽		2.2	2.6	2.6	3.1
225/45 R 17 91 W (SSR) ▽▽		2.2	2.6	2.6	3.1
225/45 R 17 91 WVA (SSR) ▽▽		2.2		2.6	
255/40 R 17 94 WHA (SSR) ▽▽			2.4		2.8
225/40 R 18 88 WVA (SSR) ▽▽		2.4		2.8	
255/35 R 18 90 WHA (SSR) ▽▽			2.7		3.2
225/35 R 19 88 YVAXL (SSR) ▽▽		2.4		2.8	
255/30 R 19 91 YHAXL (SSR) ▽▽			2.6		3.1
2.5 325xi (4x4) (160 kW)		⊙ 205/55 R 16 91 W (SSR) ▽▽	2.4	2.6	2.6
	225/50 R 16 92 W (SSR) ▽▽	2.4	2.6	2.6	3.0
	225/45 R 17 91 W (SSR) ▽▽	2.4	2.6	2.6	3.0
	225/45 R 17 91 WVA (SSR) ▽▽	2.4		2.6	
	255/40 R 17 94 WHA (SSR) ▽▽		2.4		2.7
	225/40 R 18 88 WVA (SSR) ▽▽	2.7		2.9	
	255/35 R 18 90 WHA (SSR) ▽▽		2.7		3.1



BMW


			↓	↓	↓	↓	
3.0 330i (200 kW), 2.5 325d (130 kW)	⊙ 225/45 R 17 91 W (SSR) ▽▽	2.2	2.7	2.6	3.1		
	225/45 R 17 91 WVA (SSR) ▽▽	2.2		2.6			
	255/40 R 17 94 WHA (SSR) ▽▽		2.4		2.8		
	225/40 R 18 88 WVA (SSR) ▽▽	2.5		2.8			
	255/35 R 18 90 WHA (SSR) ▽▽		2.8		3.2		
	225/35 R 19 88 YVAXL (SSR) ▽▽	2.5		2.8			
	255/30 R 19 91 YHAXL (SSR) ▽▽		2.7		3.1		
3.0 330xi (4x4) (200 kW)	⊙ 225/45 R 17 91 W (SSR) ▽▽	2.5	2.7	2.7	3.1		
	225/45 R 17 91 WVA (SSR) ▽▽	2.5		2.7			
	255/40 R 17 94 WHA (SSR) ▽▽		2.5		2.8		
	225/40 R 18 88 WVA (SSR) ▽▽	2.8		3.0			
	255/35 R 18 90 WHA (SSR) ▽▽		2.8		3.2		
3.0 335i (225 kW)	⊙ 225/45 R 17 91 W (SSR) ▽▽	2.4	2.7	2.7	3.2		
	225/45 R 17 91 WVA (SSR) ▽▽	2.4		2.7			
	255/40 R 17 94 WHA (SSR) ▽▽		2.5		2.9		
	225/40 R 18 88 WVA (SSR) ▽▽	2.7		2.9			
	255/35 R 18 90 WHA (SSR) ▽▽		2.9		3.3		
	225/35 R 19 88 YVAXL (SSR) ▽▽	2.6		2.8			
	255/30 R 19 91 YHAXL (SSR) ▽▽		2.8		3.3		
3.0 335xi (4x4) (225 kW)	⊙ 225/45 R 17 91 W (SSR) ▽▽	2.7	2.7	2.9	3.2		
	225/45 R 17 91 WVA (SSR) ▽▽	2.7		2.9			
	255/40 R 17 94 WHA (SSR) ▽▽		2.7		2.9		
	225/40 R 18 88 YVA (SSR) ▽▽	2.6		2.8			
		255/35 R 18 90 YHA (SSR) ▽▽		2.6		2.9	
3.0 330d (170 kW)	⊙ 225/45 R 17 91 W (SSR) ▽▽	2.3	2.7	2.7	3.2		
	225/45 R 17 91 WVA (SSR) ▽▽	2.3		2.7			
	255/40 R 17 94 WHA (SSR) ▽▽		2.5		2.9		
	225/40 R 18 88 WVA (SSR) ▽▽	2.6		2.9			
	255/35 R 18 90 WHA (SSR) ▽▽		2.9		3.3		
	225/35 R 19 88 YVAXL (SSR) ▽▽	2.6		2.8			
	255/30 R 19 91 YHAXL (SSR) ▽▽		2.8		3.2		
3.0 330xd (4x4) (170 kW)	⊙ 225/45 R 17 91 W (SSR) ▽▽	2.6	2.7	2.9	3.2		
	225/45 R 17 91 WVA (SSR) ▽▽	2.6		2.9			
	255/40 R 17 94 WHA (SSR) ▽▽		2.6		2.9		
	225/40 R 18 88 YVA (SSR) ▽▽	2.5		2.8			
		255/35 R 18 90 YHA (SSR) ▽▽		2.5		2.9	
3.0 335d (210 kW)	⊙ 225/45 R 17 91 W (SSR) ▽▽	2.4	2.7	2.7	3.2		
	225/45 R 17 91 WVA (SSR) ▽▽	2.4		2.7			
	255/40 R 17 94 WHA (SSR) ▽▽		2.5		2.9		
	225/40 R 18 88 YVA (SSR) ▽▽	2.4		2.7			
	255/35 R 18 90 YHA (SSR) ▽▽		2.5		2.9		
	225/35 R 19 88 YVAXL (SSR) ▽▽	2.7		2.9			
	255/30 R 19 91 YHAXL (SSR) ▽▽		2.8		3.3		



BMW

3 Coupé (E92) 06–

2.0 320i (110 kW), 2.0 320d (120 kW)	⊙ 225/45 R 17 91 V (SSR) ▽▽	2.0	2.2	2.3	2.8
	225/45 R 17 91 VVA (SSR) ▽▽	2.0		2.3	
	255/40 R 17 94 VHA (SSR) ▽▽		2.1		2.5
	225/40 R 18 88 VVA (SSR) ▽▽	2.1		2.3	
	255/35 R 18 90 VHA (SSR) ▽▽		2.3		2.7
	225/35 R 19 88 YVAXL (SSR) ▽▽	2.2		2.5	
	255/30 R 19 91 YHAXL (SSR) ▽▽		2.4		3.0
2.5 325i (160 kW), 2.5 325d (130 kW)	⊙ 225/45 R 17 91 W (SSR) ▽▽	2.1	2.3	2.5	3.0
	225/45 R 17 91 WVA (SSR) ▽▽	2.1		2.5	
	255/40 R 17 94 WHA (SSR) ▽▽		2.3		2.7
	225/40 R 18 88 WVA (SSR) ▽▽	2.3		2.6	
	255/35 R 18 90 WHA (SSR) ▽▽		2.6		3.1
	225/35 R 19 88 YVAXL (SSR) ▽▽	2.4		2.6	
	255/30 R 19 91 YHAXL (SSR) ▽▽		2.6		3.1
2.5 325xi (4x4) (160 kW)	⊙ 225/45 R 17 91 W (SSR) ▽▽	2.4	2.4	2.6	3.0
	225/45 R 17 91 WVA (SSR) ▽▽	2.4		2.6	
	255/40 R 17 94 WHA (SSR) ▽▽		2.4		2.7
	225/40 R 18 88 WVA (SSR) ▽▽	2.7		2.9	
	255/35 R 18 90 WHA (SSR) ▽▽		2.7		3.1
3.0 330i (200 kW)	⊙ 225/45 R 17 91 W (SSR) ▽▽	2.1	2.4	2.6	3.1
	225/45 R 17 91 WVA (SSR) ▽▽	2.1		2.6	
	255/40 R 17 94 WHA (SSR) ▽▽		2.3		2.8
	225/40 R 18 88 WVA (SSR) ▽▽	2.4		2.7	
	255/35 R 18 90 WHA (SSR) ▽▽		2.6		3.2
	225/35 R 19 88 YVAXL (SSR) ▽▽	2.4		2.6	
	255/30 R 19 91 YHAXL (SSR) ▽▽		2.6		3.1
3.0 330xi (4x4) (200 kW)	⊙ 225/45 R 17 91 W (SSR) ▽▽	2.4	2.4	2.6	3.1
	225/45 R 17 91 WVA (SSR) ▽▽	2.4		2.6	
	255/40 R 17 94 WHA (SSR) ▽▽		2.4		2.8
	225/40 R 18 88 WVA (SSR) ▽▽	2.7		2.9	
	255/35 R 18 90 WHA (SSR) ▽▽		2.7		3.2
3.0 330d (170 kW)	⊙ 225/45 R 17 91 W (SSR) ▽▽	2.3	2.5	2.6	3.1
	225/45 R 17 91 WVA (SSR) ▽▽	2.3		2.6	
	255/40 R 17 94 WHA (SSR) ▽▽		2.5		2.8
	225/40 R 18 88 WVA (SSR) ▽▽	2.6		2.8	
	255/35 R 18 90 WHA (SSR) ▽▽		2.7		3.2
	225/35 R 19 88 YVAXL (SSR) ▽▽	2.5		2.7	
3.0 330xd (4x4) (170 kW)	⊙ 225/45 R 17 91 W (SSR) ▽▽	2.6	2.6	2.7	3.1
	225/45 R 17 91 WVA (SSR) ▽▽	2.6		2.7	
	255/40 R 17 94 WHA (SSR) ▽▽		2.6		2.8
	225/40 R 18 88 WVA (SSR) ▽▽	2.9		3.0	
	255/35 R 18 90 WHA (SSR) ▽▽		2.9		3.2



BMW

3.0 335i (225 kW)	⊙ 225/45 R 17 91 WVA (SSR) ▽▽	2.2	2.6		
	⊙ 255/40 R 17 94 WHA (SSR) ▽▽		2.4	2.8	
	225/40 R 18 88 WVA (SSR) ▽▽	2.5	2.7		
	255/35 R 18 90 WHA (SSR) ▽▽		2.7	3.2	
	225/35 R 19 88 YVAXL (SSR) ▽▽	2.5	2.7		
	255/30 R 19 91 YHAXL (SSR) ▽▽		2.7	3.2	

3.0 335d (200 kW)	⊙ 225/45 R 17 91 WVA (SSR) ▽▽	2.3	2.6		
	⊙ 255/40 R 17 94 WHA (SSR) ▽▽		2.5	2.8	
	225/40 R 18 88 WVA (SSR) ▽▽	2.6	2.8		
	255/35 R 18 90 WHA (SSR) ▽▽		2.8	3.2	
	225/35 R 19 88 YVAXL (SSR) ▽▽	2.6	2.8		
	255/30 R 19 91 YHAXL (SSR) ▽▽		2.8	3.2	

3 Cabrio (E46) 00-07

2.0 318Ci Cabrio (105 kW)	⊙ 205/55 R 16 91 H	2.0	2.2	2.5	3.0
	225/50 R 16 92 W	2.0	2.2	2.5	3.0
	205/50 R 17 93 WXL	2.0	2.2	2.5	3.0
	225/45 R 17 91 W	2.0	2.2	2.5	3.0
	225/40 ZR 18 VA ^Δ	2.0		2.5	
	255/35 ZR 18 HA ^Δ		2.2		3.0

2.2 320Ci Cabrio (125 kW), 2.5 325Ci Cabrio (141 kW)	⊙ 205/55 R 16 91 V	2.3	2.5	2.7	3.2
	225/50 R 16 92 W	2.1	2.3	2.5	3.0
	205/50 R 17 93 WXL	2.3	2.5	2.7	3.2
	225/45 R 17 91 W	2.1	2.3	2.5	3.0
	225/40 ZR 18 VA ^Δ	2.3		2.7	
	255/35 ZR 18 HA ^Δ		2.5		3.2

3.0 330Ci Cabrio (170 kW)	205/50 R 17 93 WXL	2.4	2.8	3.0	3.5
	⊙ 225/45 R 17 91 W	2.2	2.6	2.8	3.3
	225/40 ZR 18 VA ^Δ	2.4		3.0	
	255/35 ZR 18 HA ^Δ		2.8		3.5

2.0 320Cd (110 kW) 05-	⊙ 205/55 R 16 91 V	2.3	2.6	2.7	3.2
	225/50 R 16 92 W	2.1	2.4	2.5	3.0
	205/50 R 17 93 WXL	2.3	2.6	2.7	3.2
	225/45 R 17 91 W	2.1	2.4	2.5	3.0
	225/40 ZR 18 VA ^Δ	2.3		2.7	
	255/35 ZR 18 HA ^Δ		2.6		3.2

3.0 330Cd (150 kW) 05-	205/50 R 17 93 WXL	2.4	2.8	3.0	3.5
	⊙ 225/45 R 17 91 W	2.3	2.6	2.8	3.3
	225/40 ZR 18 VA ^Δ	2.5		3.0	
	255/35 ZR 18 HA ^Δ		2.8		3.5

3 Cabrio (E93) 07-

2.0 320i (110 kW)	⊙ 225/45 R 17 91 V (SSR) ▽▽	2.0	2.5	2.5	3.0
	225/45 R 17 91 VVA (SSR) ▽▽	2.0		2.5	
	255/40 R 17 94 VHA (SSR) ▽▽		2.2		2.7
	225/40 R 18 88 WVA (SSR) ▽▽	2.2		2.5	
	255/35 R 18 90 WHA (SSR) ▽▽		2.5		3.0
	225/35 R 19 88 YVAXL (SSR) ▽▽	2.3		2.8	
	255/30 R 19 91 YHAXL (SSR) ▽▽		2.5		3.3




BMW

2.5 325i (160 kW)	⊙ 225/45 R 17 91 W (SSR) ▽▽	2.2	2.7	2.8	3.3
	225/45 R 17 91 WVA (SSR) ▽▽	2.2		2.8	
	255/40 R 17 94 WHA (SSR) ▽▽		2.4		3.0
	225/40 R 18 88 YVA (SSR) ▽▽	2.1		2.5	
	255/35 R 18 90 YHA (SSR) ▽▽		2.4		3.0
	225/35 R 19 88 YVAXL (SSR) ▽▽	2.4		2.9	
	255/30 R 19 91 YHAXL (SSR) ▽▽		2.7		3.4
3.0 330i (200 kW)	⊙ 225/45 R 17 91 Y (SSR) ▽▽	2.0	2.4	2.5	3.0
	225/45 R 17 91 WVA (SSR) ▽▽	2.3		2.8	
	255/40 R 17 94 WHA (SSR) ▽▽		2.5		3.1
	225/40 R 18 88 YVA (SSR) ▽▽	2.3		2.8	
	255/35 R 18 90 YHA (SSR) ▽▽		2.5		3.1
	225/35 R 19 88 YVAXL (SSR) ▽▽	2.5		3.0	
	255/30 R 19 91 YHAXL (SSR) ▽▽		2.8		3.5
3.0 330d (170 kW)	⊙ 225/45 R 17 91 Y (SSR) ▽▽	2.1	2.5	2.5	3.0
	225/45 R 17 91 WVA (SSR) ▽▽	2.4		2.8	
	255/40 R 17 94 WHA (SSR) ▽▽		2.6		3.1
	225/40 R 18 88 YVA (SSR) ▽▽	2.4		2.8	
	255/35 R 18 90 YHA (SSR) ▽▽		2.6		3.1
	225/35 R 19 88 YVAXL (SSR) ▽▽	2.7		3.0	
	255/30 R 19 91 YHAXL (SSR) ▽▽		2.8		3.5
3.0 335i (225 kW)	⊙ 225/45 R 17 91 WVA (SSR) ▽▽	2.4		2.8	
	⊙ 255/40 R 17 94 WHA (SSR) ▽▽		2.6		3.1
	225/40 R 18 88 YVA (SSR) ▽▽	2.4		2.8	
	255/35 R 18 90 YHA (SSR) ▽▽		2.6		3.1
	225/35 R 19 88 YVAXL (SSR) ▽▽	2.6		3.0	
	255/30 R 19 91 YHAXL (SSR) ▽▽		2.8		3.5


3 touring (E46) 99- / 01-05

1.6 316i touring (85 kW),	195/65 R 15 91 H	2.0	2.5	2.5	3.0
2.0 318d touring (85 kW)	⊙ 205/60 R 15 91 H	2.0	2.5	2.5	3.0
	205/55 R 16 91 H	2.0	2.5	2.5	3.0
	225/50 R 16 92 W	2.0	2.5	2.5	3.0
	205/50 R 17 93 WXL	2.2	2.7	2.7	3.2
	225/45 R 17 91 W	2.0	2.5	2.5	3.0
	225/40 ZR 18 VA ^Δ	2.0		2.5	
	255/35 ZR 18 HA ^Δ		2.5		3.0
2.0 318i touring (105 kW)	⊙ 205/55 R 16 91 V	2.1	2.5	2.5	3.0
	225/50 R 16 92 W	2.1	2.5	2.5	3.0
	205/50 R 17 93 WXL	2.3	2.7	2.7	3.2
	225/45 R 17 91 W	2.1	2.5	2.5	3.0
	225/40 ZR 18 VA ^Δ	2.1		2.5	
	255/35 ZR 18 HA ^Δ		2.5		3.0
2.2 320i touring (125 kW), 2.0 320d touring (110 kW)	⊙ 205/55 R 16 91 V	2.3	2.7	2.8	3.3
	225/50 R 16 92 W	2.1	2.5	2.6	3.1
	205/50 R 17 93 WXL	2.3	2.7	2.8	3.3
	225/45 R 17 91 W	2.1	2.5	2.6	3.1
	225/40 ZR 18 VA ^Δ	2.3		2.8	
	255/35 ZR 18 HA ^Δ		2.7		3.3




BMW

		↓	↓	↓	↓
2.5 325i touring (141 kW)	⊙ 205/55 R 16 91 W	2.3	2.8	2.8	3.3
	225/50 R 16 92 W	2.3	2.8	2.8	3.3
	205/50 R 17 93 WXL	2.5	3.0	3.0	3.5
	225/45 R 17 91 W	2.3	2.8	2.8	3.3
	225/40 ZR 18 VA ^Δ	2.5		3.0	
	255/35 ZR 18 HA ^Δ		3.0		3.5
2.5 325xi touring (4x4) (141 kW)	⊙ 205/55 R 16 91 W	2.3	2.8	2.8	3.3
	205/50 R 17 93 WXL	2.5	3.0	3.0	3.5
	225/45 R 17 91 W	2.3	2.8	2.8	3.3
	225/40 ZR 18 VA ^Δ	2.3		2.8	
	255/35 ZR 18 HA ^Δ		2.8		3.3
3.0 330i touring (170 kW), 3.0 330xi touring (4x4) (170 kW)	205/50 R 17 93 WXL	2.6	3.1	3.0	3.5
	⊙ 225/45 R 17 91 W	2.4	2.9	2.8	3.3
	225/40 ZR 18 VA ^Δ	2.6		3.0	
	255/35 ZR 18 HA ^Δ		3.1		3.5
3.0 330d touring (135 kW)	205/50 R 17 93 WXL	2.4	2.9	2.9	3.4
	⊙ 225/45 R 17 91 W	2.4	2.9	2.9	3.4
	225/40 ZR 18 VA ^Δ	2.4		2.9	
	255/35 ZR 18 HA ^Δ		2.9		3.4
3.0 330xd touring (4x4) (135 kW),	205/50 R 17 93 WXL	2.4	2.9	2.9	3.4
	⊙ 225/45 R 17 91 W	2.4	2.9	2.9	3.4
3.0 330xd touring (4x4) (150 kW) 03-	225/40 ZR 18 VA ^Δ	2.6		2.9	
	255/35 ZR 18 HA ^Δ		2.9		3.4
3 touring (E91) 05-					
2.0 318i (105 kW), 2.0 318d (90 kW)	⊙ 205/55 R 16 91 H (SSR) ∇∇	2.2	2.5	2.5	3.0
	225/50 R 16 92 V (SSR) ∇∇	2.2	2.5	2.5	3.0
	225/45 R 17 91 V (SSR) ∇∇	2.2	2.5	2.5	3.0
	225/45 R 17 91 VVA (SSR) ∇∇	2.2		2.5	
	255/40 R 17 94 VHA (SSR) ∇∇		2.2		2.7
	225/40 R 18 88 WVA (SSR) ∇∇	2.2		2.5	
	255/35 R 18 90 WHA (SSR) ∇∇		2.5		3.0
	225/35 R 19 88 YVAXL (SSR) ∇∇	2.1		2.9	
	255/30 R 19 91 YHAXL (SSR) ∇∇		2.6		3.4
		205/55 R 16 91 V (SSR) ∇∇	2.1	2.6	2.6
2.0 320i (110 kW), 2.0 320d (120 kW)	225/50 R 16 92 V (SSR) ∇∇	2.1	2.6	2.6	3.1
	225/45 R 17 91 V (SSR) ∇∇	2.1	2.6	2.6	3.1
	225/45 R 17 91 VVA (SSR) ∇∇	2.1		2.6	
	255/40 R 17 94 VHA (SSR) ∇∇		2.4		2.8
	225/40 R 18 88 WVA (SSR) ∇∇	2.1		2.6	
	255/35 R 18 90 WHA (SSR) ∇∇		2.6		3.1
	225/35 R 19 88 YVAXL (SSR) ∇∇	2.2		2.9	
	255/30 R 19 91 YHAXL (SSR) ∇∇		2.6		3.4



BMW

		↓	↓	↓	↓
2.5 323i (130 kW)	⊙ 205/55 R 16 91 W (SSR) ▽▽	2.1	2.6	2.6	3.1
	225/50 R 16 92 W (SSR) ▽▽	2.1	2.6	2.6	3.1
	225/45 R 17 91 W (SSR) ▽▽	2.1	2.6	2.6	3.1
	225/45 R 17 91 WVA (SSR) ▽▽	2.1		2.6	
	255/40 R 17 94 WHA (SSR) ▽▽		2.4		2.8
	225/40 R 18 88 WVA (SSR) ▽▽	2.2		2.6	
	255/35 R 18 90 WHA (SSR) ▽▽		2.6		3.1
	225/35 R 19 88 YVAXL (SSR) ▽▽	2.3		2.9	
	255/30 R 19 91 YHAXL (SSR) ▽▽		2.6		3.4
	2.5 325i (160 kW)	⊙ 205/55 R 16 91 W (SSR) ▽▽	2.2	2.7	2.7
225/50 R 16 92 W (SSR) ▽▽		2.2	2.7	2.7	3.2
225/45 R 17 91 W (SSR) ▽▽		2.2	2.7	2.7	3.2
225/45 R 17 91 WVA (SSR) ▽▽		2.2		2.7	
255/40 R 17 94 WHA (SSR) ▽▽			2.5		3.0
225/40 R 18 88 YVA (SSR) ▽▽		2.1		2.5	
255/35 R 18 90 YHA (SSR) ▽▽			2.5		3.0
225/35 R 19 88 YVAXL (SSR) ▽▽		2.4		2.9	
255/30 R 19 91 YHAXL (SSR) ▽▽			2.7		3.4
2.5 325xi (4x4) (160 kW)		⊙ 225/45 R 17 91 W (SSR) ▽▽	2.4	2.7	2.7
	225/45 R 17 91 WVA (SSR) ▽▽	2.4		2.7	
	255/40 R 17 94 WHA (SSR) ▽▽		2.5		2.9
	225/40 R 18 88 YVA (SSR) ▽▽	2.4		2.5	
	255/35 R 18 90 YHA (SSR) ▽▽		2.5		3.0
3.0 330i (200 kW), 3.0 330d (170 kW)	⊙ 225/45 R 17 91 Y (SSR) ▽▽	2.1	2.6	2.6	3.1
	225/45 R 17 91 WVA (SSR) ▽▽	2.4		2.7	
	255/40 R 17 94 WHA (SSR) ▽▽		2.7		3.2
	225/40 R 18 88 YVA (SSR) ▽▽	2.4		2.7	
	255/35 R 18 90 YHA (SSR) ▽▽		2.7		3.2
	225/35 R 19 88 YVAXL (SSR) ▽▽	2.6		3.0	
	255/30 R 19 91 YHAXL (SSR) ▽▽		3.0		3.5
3.0 330xi (4x4) (200 kW)	⊙ 225/45 R 17 91 Y (SSR) ▽▽	2.2	2.5	2.5	3.0
	225/45 R 17 91 WVA (SSR) ▽▽	2.5		2.7	
	255/40 R 17 94 WHA (SSR) ▽▽		2.6		3.1
	225/40 R 18 88 YVA (SSR) ▽▽	2.5		2.7	
	255/35 R 18 90 YHA (SSR) ▽▽		2.6		3.1
3.0 330xd (4x4) (170 kW)	⊙ 225/45 R 17 91 W (SSR) ▽▽	2.4	2.8	2.7	3.2
	225/45 R 17 91 WVA (SSR) ▽▽	2.5		2.7	
	255/40 R 17 94 WHA (SSR) ▽▽		2.5		2.9
	225/40 R 18 88 YVA (SSR) ▽▽	2.4		2.7	
	255/35 R 18 90 YHA (SSR) ▽▽		2.6		3.1
3.0 335i (225 kW), 3.0 335d (210 kW)	⊙ 225/45 R 17 91 Y (SSR) ▽▽	2.1	2.6	2.6	3.1
	225/45 R 17 91 WVA (SSR) ▽▽	2.4		2.7	
	255/40 R 17 94 WHA (SSR) ▽▽		2.7		3.2
	225/40 R 18 88 YVA (SSR) ▽▽	2.4		2.7	
	255/35 R 18 90 YHA (SSR) ▽▽		2.7		3.2
	225/35 R 19 88 YVAXL (SSR) ▽▽	2.7		3.0	
	255/30 R 19 91 YHAXL (SSR) ▽▽		3.0		3.5



BMW


		↓	↓	↓	↓
3.0 335xi (4x4) (225 kW)	⊙ 225/45 R 17 91 Y (SSR) ▽▽	2.3	2.5	2.5	3.0
	225/45 R 17 91 WVA (SSR) ▽▽	2.7		2.8	
	255/40 R 17 94 WHA (SSR) ▽▽		2.7		3.1
	225/40 R 18 88 YVA (SSR) ▽▽	2.6		2.8	
	255/35 R 18 90 YHA (SSR) ▽▽		2.6		3.1
2.5 325d (130 kW)	⊙ 225/45 R 17 91 W (SSR) ▽▽	2.2	2.7	2.7	3.2
	225/45 R 17 91 WVA (SSR) ▽▽	2.2		2.7	
	255/40 R 17 94 WHA (SSR) ▽▽		2.5		3.1
	225/40 R 18 88 YVA (SSR) ▽▽	2.2		2.6	
	255/35 R 18 90 YHA (SSR) ▽▽		2.5		3.1
	225/35 R 19 88 YVAXL (SSR) ▽▽	2.5		2.9	
	255/30 R 19 91 YHAXL (SSR) ▽▽		2.8		3.4
5 (E39) 96-03					
2.0 520i (125 kW), 2.0 520d (100 kW), 2.5 525d (120 kW)	⊙ 205/65 R 15 94 V	2.0	2.3	2.4	2.9
	225/60 R 15 96 V ^Δ	2.0	2.3	2.4	2.9
	225/55 R 16 95 V	2.0	2.3	2.4	2.9
	235/45 R 17 94 W/Y	2.0	2.3	2.4	2.9
	235/45 R 17 94 W/YVA	2.0		2.4	
	255/40 R 17 94 W/YHA		2.3		2.9
	235/40 ZR 18 YVA ▽▽	2.0		2.4	
265/35 ZR 18 YHA ▽▽		2.3		2.9	
2.5 525i (141 kW)	⊙ 225/60 R 15 96 W	2.0	2.4	2.4	2.9
	225/55 R 16 95 W	2.0	2.4	2.4	2.9
	235/45 R 17 94 W/Y	2.2	2.6	2.6	3.1
	235/45 R 17 94 W/YVA	2.2		2.6	
	255/40 R 17 94 W/YHA		2.6		3.1
	235/40 ZR 18 YVA ▽▽	2.2		2.6	
	265/35 ZR 18 YHA ▽▽		2.6		3.1
3.0 530i (170 kW)	⊙ 225/55 R 16 95 W	2.1	2.5	2.6	3.1
	235/45 R 17 94 W/Y	2.3	2.7	2.8	3.3
	235/45 R 17 94 W/YVA	2.3		2.8	
	255/40 R 17 94 W/YHA		2.7		3.3
	235/40 ZR 18 YVA ▽▽	2.3		2.8	
	265/35 ZR 18 YHA ▽▽		2.7		3.3
3.5 535iV8 (180 kW), 4.4 540iV8 (210 kW)	⊙ 225/55 R 16 95 W	2.3	2.6	2.7	3.2
	235/45 R 17 94 W/Y	2.5	2.8	2.9	3.4
	235/45 R 17 94 W/YVA	2.5		2.9	
	255/40 R 17 94 W/YHA		2.8		3.4
	235/40 ZR 18 YVA ▽▽	2.5		2.9	
	265/35 ZR 18 YHA ▽▽		2.8		3.4
3.0 530d (142 kW)	⊙ 225/55 R 16 95 W	2.1	2.4	2.4	2.9
	235/45 R 17 94 W/Y	2.3	2.6	2.6	3.1
	235/45 R 17 94 W/YVA	2.3		2.6	
	255/40 R 17 94 W/YHA		2.6		3.1
	235/40 ZR 18 YVA ▽▽	2.3		2.6	
	265/35 ZR 18 YHA ▽▽		2.6		3.1



BMW

5 (E60) 03-

2.2 520i (125 kW) -05,	⊙ 225/55 R 16 95 V	2.0	2.4	2.4	2.9
2.5 523i (130 kW) 05-,	225/50 R 17 94 W	2.0	2.4	2.4	2.9
2.0 520d (120 kW) 05-	225/50 R 17 94 W (SSR) ▽▽	2.0	2.4	2.4	2.9
	245/45 R 17 95 W (SSR) ▽▽	2.0	2.4	2.4	2.9
	245/40 R 18 93 W (SSR) ▽▽	2.0	2.4	2.4	2.9
	245/40 R 18 93 WVA (SSR) ▽▽	2.0		2.4	
	275/35 R 18 95 WHA (SSR) ▽▽		2.4		2.9
	245/35 R 19 93 YVAXL (SSR) ▽▽	2.0		2.4	
	275/30 R 19 96 YHAXL (SSR) ▽▽		2.4		2.9
2.5 525i (141 kW) -05,	⊙ 225/55 R 16 95 W	2.0	2.5	2.5	3.0
2.5 525i (160 kW) 05-,	225/50 R 17 94 W	2.2	2.7	2.7	3.2
2.5 525Xi (160 kW) 05-	225/50 R 17 94 W (SSR) ▽▽	2.2	2.7	2.7	3.2
	245/45 R 17 95 W (SSR) ▽▽	2.0	2.5	2.5	3.0
	245/40 R 18 93 W (SSR) ▽▽	2.2	2.7	2.7	3.2
	245/40 R 18 93 WVA (SSR) ▽▽	2.2		2.7	
	275/35 R 18 95 WHA (SSR) ▽▽		2.5		3.0
	245/35 R 19 93 YVAXL (SSR) ▽▽	2.2		2.7	
	275/30 R 19 96 YHAXL (SSR) ▽▽		2.5		3.0
3.0 530i (170 kW) -05,	⊙ 225/55 R 16 95 W	2.2	2.6	2.6	3.1
3.0 530i (190 kW) 05-,	225/50 R 17 94 W	2.4	2.8	2.8	3.3
3.0 530Xi (190 kW) 05-,	225/50 R 17 94 W (SSR) ▽▽	2.4	2.8	2.8	3.3
3.0 530d (160 kW)	245/45 R 17 95 W (SSR) ▽▽	2.2	2.6	2.6	3.1
	245/40 R 18 93 W (SSR) ▽▽	2.4	2.8	2.8	3.3
	245/40 R 18 93 WVA (SSR) ▽▽	2.4		2.8	
	275/35 R 18 95 WHA (SSR) ▽▽		2.6		3.1
	245/35 R 19 93 YVAXL (SSR) ▽▽	2.4		2.8	
	275/30 R 19 96 YHAXL (SSR) ▽▽		2.6		3.1
4.4 V8 545i (245 kW) -05,	⊙ 225/50 R 17 94 W	2.5	2.8	2.9	3.4
4.0 V8 540i (225 kW) 05-,	225/50 R 17 94 W (SSR) ▽▽	2.5	2.8	2.9	3.4
4.8 V8 550i (270 kW) 05-,	245/45 R 17 95 W (SSR) ▽▽	2.3	2.7	2.8	3.3
3.0 535d (200 kW)	245/40 R 18 93 W (SSR) ▽▽	2.2	2.5	2.7	3.1
	245/40 R 18 93 YVA (SSR) ▽▽	2.2		2.7	
	275/35 R 18 95 YHA (SSR) ▽▽		2.5		3.1
	245/35 R 19 93 YVAXL (SSR) ▽▽	2.5		2.9	
	275/30 R 19 96 YHAXL (SSR) ▽▽		2.7		3.3
2.5 525d (130 kW)	⊙ 225/55 R 16 95 W	2.0	2.4	2.4	2.9
	225/50 R 17 94 W	2.1	2.5	2.5	3.0
	225/50 R 17 94 W (SSR) ▽▽	2.1	2.5	2.5	3.0
	245/45 R 17 95 W (SSR) ▽▽	2.0	2.4	2.4	2.9
	245/40 R 18 93 W (SSR) ▽▽	2.1	2.5	2.5	3.0
	245/40 R 18 93 WVA (SSR) ▽▽	2.1		2.5	
	275/35 R 18 95 WHA (SSR) ▽▽		2.4		2.9
	245/35 R 19 93 YVAXL (SSR) ▽▽	2.1		2.5	
	275/30 R 19 96 YHAXL (SSR) ▽▽		2.5		3.0



BMW

5 touring (E39) 97-04

2.0 520 d touring (100 kW)	⊙ 205/65 R 15 94 V	2.0	2.4	2.6	3.1
	225/60 R 15 96 V ^Δ	2.0	2.4	2.6	3.1
	225/55 R 16 95 V	2.0	2.4	2.6	3.1
	235/45 R 17 94 W/Y	2.0	2.4	2.6	3.1
2.0 520 i touring (125 kW), 2.5 525 d touring (120 kW)	⊙ 225/60 R 15 96 V ^Δ	2.0	2.4	2.6	3.1
	225/55 R 16 95 V	2.0	2.4	2.6	3.1
	235/45 R 17 94 W/Y	2.0	2.4	2.6	3.1
2.5 525 i touring (141 kW)	⊙ 225/60 R 15 96 W	2.1	2.5	2.6	3.1
	225/55 R 16 95 W	2.1	2.5	2.6	3.1
	235/45 R 17 94 W/Y	2.3	2.7	2.8	3.3
3.0 530 i touring (170 kW), 4.4 540 i touring (210 kW)	⊙ 225/55 R 16 95 W	2.4	2.8	2.8	3.3
	235/45 R 17 94 W/Y	2.4	2.8	2.8	3.3
3.0 530 d touring (142 kW)	⊙ 225/55 R 16 95 W	2.1	2.5	2.6	3.1
	235/45 R 17 94 W/Y	2.3	2.7	2.8	3.3

5 touring (E61) 04-

2.5 523 i (130 kW)	⊙ 225/55 R 16 95 W	2.1	2.6	2.6	3.1	
	225/50 R 17 94 W	2.1	2.6	2.6	3.1	
	225/50 R 17 94 W (SSR) ^{▽▽}	2.1	2.6	2.6	3.1	
	245/45 R 17 95 W (SSR) ^{▽▽}	2.1	2.6	2.6	3.1	
	245/40 R 18 93 W (SSR) ^{▽▽}	2.1	2.6	2.6	3.1	
2.5 525 i (141 kW) -05, 2.5 525 i (160 kW) 05-	⊙ 225/55 R 16 95 W	2.2	2.7	2.7	3.2	
	225/50 R 17 94 Y ^{▽▽}	2.1	2.6	2.6	3.1	
	225/50 R 17 94 Y (SSR) ^{▽▽}	2.1	2.6	2.6	3.1	
	245/45 R 17 95 W (SSR) ^{▽▽}	2.2	2.7	2.7	3.2	
	245/40 R 18 93 Y (SSR) ^{▽▽}	2.1	2.6	2.6	3.1	
2.5 525 Xi (4x4) (160 kW) 05-	⊙ 225/50 R 17 94 Y ^{▽▽}	2.3	2.7	2.7	3.2	
	225/50 R 17 94 Y (SSR) ^{▽▽}	2.3	2.7	2.7	3.2	
	245/45 R 17 95 W (SSR) ^{▽▽}	2.3	2.7	2.7	3.2	
	245/40 R 18 93 Y (SSR) ^{▽▽}	2.3	2.7	2.7	3.2	
	3.0 530 Xi (4x4) (190 kW) 05-	⊙ 225/50 R 17 94 Y ^{▽▽}	2.4	2.8	2.8	3.3
225/50 R 17 94 Y (SSR) ^{▽▽}		2.4	2.8	2.8	3.3	
245/45 R 17 95 Y (SSR) ^{▽▽}		2.4	2.8	2.8	3.3	
245/40 R 18 93 Y (SSR) ^{▽▽}		2.4	2.8	2.8	3.3	
4.4 V8 545 i (245 kW) -05, 4.8 V8 550 i (270 kW) 05-, 3.0 535 d (200 kW)		⊙ 225/50 R 17 94 Y ^{▽▽}	2.4	2.8	2.6	3.1
	225/50 R 17 94 Y (SSR) ^{▽▽}	2.4	2.8	2.6	3.1	
	245/45 R 17 95 Y (SSR) ^{▽▽}	2.2	2.6	2.6	3.1	
	245/40 R 18 93 Y (SSR) ^{▽▽}	2.4	2.8	2.6	3.1	
	2.0 520 d (120 kW) 05-	⊙ 225/55 R 16 95 W	2.0	2.4	2.4	2.9
		225/50 R 17 94 W	2.0	2.5	2.5	3.0
225/50 R 17 94 W (SSR) ^{▽▽}		2.0	2.5	2.5	3.0	
245/45 R 17 95 W (SSR) ^{▽▽}		2.0	2.4	2.4	2.9	
245/40 R 18 93 W (SSR) ^{▽▽}		2.1	2.6	2.6	3.1	
2.5 525 d (130 kW)	⊙ 225/55 R 16 95 W	2.1	2.6	2.6	3.1	
	225/50 R 17 94 W	2.3	2.8	2.8	3.3	
	225/50 R 17 94 W (SSR) ^{▽▽}	2.3	2.8	2.8	3.3	
	245/45 R 17 95 W (SSR) ^{▽▽}	2.1	2.6	2.6	3.1	
	245/40 R 18 93 W (SSR) ^{▽▽}	2.3	2.8	2.8	3.3	



BMW

3.0 530 d (160 kW),	⊙ 225/55 R 16 95 W	2.4	2.8	2.8	3.3
3.0 530 i (190 kW)	225/50 R 17 94 Y ^{▽▽}	2.4	2.8	2.8	3.3
	225/50 R 17 94 Y (SSR) ^{▽▽}	2.4	2.8	2.8	3.3
	245/45 R 17 95 W (SSR) ^{▽▽}	2.4	2.8	2.8	3.3
	245/40 R 18 93 Y (SSR) ^{▽▽}	2.4	2.8	2.8	3.3

6 (E63 Coupé/E64 Cabrio) 03-

3.0 630 Ci Coupé (190 kW)	⊙ 245/50 R 17 99 W (SSR) ^{▽▽}	2.2	2.2	2.4	2.9
	245/45 R 18 96 W (SSR) ^{▽▽}	2.2	2.2	2.4	2.9
	245/45 R 18 96 WVA (SSR) ^{▽▽}	2.2		2.4	
	275/40 R 18 99 WHA (SSR) ^{▽▽}		2.2		2.9
	245/40 R 19 94 WVA (SSR) ^{▽▽}	2.2		2.4	
	275/35 R 19 96 WHA (SSR) ^{▽▽}		2.2		2.9
	245/35 R 20 91 YVA (SSR) ^{▽▽}	2.2		2.4	
	275/30 R 20 93 YHA (SSR) ^{▽▽}		2.2		2.9


3.0 630 Ci Cabrio (190 kW)	⊙ 245/50 R 17 99 W (SSR) ^{▽▽}	2.2	2.6	2.7	3.2
	245/45 R 18 96 W (SSR) ^{▽▽}	2.2	2.6	2.7	3.2
	245/45 R 18 96 WVA (SSR) ^{▽▽}	2.2		2.7	
	275/40 R 18 99 WHA (SSR) ^{▽▽}		2.6		3.2
	245/40 R 19 94 WVA (SSR) ^{▽▽}	2.2		2.7	
	275/35 R 19 96 WHA (SSR) ^{▽▽}		2.6		3.2
	245/35 R 20 91 YVA (SSR) ^{▽▽}	2.2		2.7	
	275/30 R 20 93 YHA (SSR) ^{▽▽}		2.6		3.2

4.4 V8 645 Ci Coupé (245 kW) -05,	⊙ 245/45 R 18 96 W (SSR) ^{▽▽}	2.2	2.4	2.4	2.9
4.8 V8 650 Ci Coupé (270 kW) 05-	245/45 R 18 96 WVA (SSR) ^{▽▽}	2.2		2.4	
	275/40 R 18 99 WHA (SSR) ^{▽▽}		2.4		2.9
	245/40 R 19 94 WVA (SSR) ^{▽▽}	2.3		2.5	
	275/35 R 19 96 WHA (SSR) ^{▽▽}		2.4		2.9
	245/35 R 20 91 YVA (SSR) ^{▽▽}	2.2		2.4	
	275/30 R 20 93 YHA (SSR) ^{▽▽}		2.4		2.9

4.4 V8 645 Ci Cabrio (245 kW) -05,	⊙ 245/45 R 18 96 W (SSR) ^{▽▽}	2.2	2.7	2.7	3.2
4.8 V8 650 Ci Cabrio (270 kW) 05-	245/45 R 18 96 WVA (SSR) ^{▽▽}	2.2		2.7	
	275/40 R 18 99 WHA (SSR) ^{▽▽}		2.6		3.2
	245/40 R 19 94 WVA (SSR) ^{▽▽}	2.2		2.7	
	275/35 R 19 96 WHA (SSR) ^{▽▽}		2.7		3.2
	245/35 R 20 91 YVA (SSR) ^{▽▽}	2.4		2.7	
	275/30 R 20 93 YHA (SSR) ^{▽▽}		2.6		3.2

7 (E65/E66) 01-

3.0-730 i (170 kW) 03-,	225/60 R 17 99 W ^{▽▽}	2.3	2.5	2.5	3.0
4.0 V8 - 740 i (225 kW)	⊙ 245/55 R 17 102 W ^{▽▽}	2.0	2.5	2.3	2.8
05-,	245/50 R 18 100 W ^{▽▽}	2.2	2.7	2.6	3.1
3.0 TD CR - 730 d (170 kW)	245/50 R 18 100 W (SSR) ^{▽▽}	2.2	2.7	2.6	3.1
	245/45 R 19 98 WVA ^{▽▽}	2.3		2.6	
	275/40 R 19 101 WHA ^{▽▽}		2.5		2.9
	245/40 R 20 95 YVA ^{▽▽}	2.3		2.6	
	275/35 R 20 98 YHA ^{▽▽}		2.5		2.9
	245/35 ZR 21 YVAXL ^{▽▽}	2.4		2.7	
	285/30 ZR 21 YHAXL ^{▽▽}		2.6		3.1




BMW

		↓	↓	↓	↓
3.6 V8 – 735 i (200 kW) –05	⊙ 245/55 R 17 102 W ^{▽▽}	2.1	2.3	2.3	2.8
	245/50 R 18 100 W ^{▽▽}	2.3	2.5	2.5	3.0
	245/45 R 19 98 WVA ^{▽▽}	2.3		2.5	
	275/40 R 19 101 WHA ^{▽▽}		2.5		3.0
	245/40 R 20 95 YVA ^{▽▽}	2.3		2.5	
	275/35 R 20 98 YHA ^{▽▽}		2.5		3.0
	245/35 ZR 21 YVAXL ^{▽▽}	2.5		2.7	
	285/30 ZR 21 YHAXL ^{▽▽}		2.5		3.0
4.4 V8 – 745 i (245 kW) –05, 3.9 V8 TD CR – 740 d (190 kW) –05	⊙ 245/55 R 17 102 W ^{▽▽}	2.2	2.4	2.4	2.8
	245/50 R 18 100 W ^{▽▽}	2.4	2.6	2.6	3.0
	245/45 R 19 98 WVA ^{▽▽}	2.6		2.8	
	275/40 R 19 101 WHA ^{▽▽}		2.6		3.0
	245/40 R 20 95 YVA ^{▽▽}	2.6		2.8	
	275/35 R 20 98 YHA ^{▽▽}		2.6		3.0
	245/35 ZR 21 YVAXL ^{▽▽}	2.8		3.0	
	285/30 ZR 21 YHAXL ^{▽▽}		2.8		3.2
4.8 V8 – 750 i (270 kW) 05–	⊙ 245/55 R 17 102 W ^{▽▽}	2.2	2.5	2.4	2.8
	245/50 R 18 100 W ^{▽▽}	2.3	2.7	2.7	3.2
	245/50 R 18 100 W (SSR) ^{▽▽}	2.3	2.7	2.7	3.2
	245/45 R 19 98 WVA ^{▽▽}	2.5		2.7	
	275/40 R 19 101 WHA ^{▽▽}		2.6		3.0
	245/40 R 20 95 YVA ^{▽▽}	2.5		2.7	
	275/35 R 20 98 YHA ^{▽▽}		2.6		3.0
	245/35 ZR 21 YVAXL ^{▽▽}	2.7		2.9	
285/30 ZR 21 YHAXL ^{▽▽}		2.7		3.2	
6.0 V12 – 760 i (327 kW)	⊙ 245/50 R 18 100 W ^{▽▽}	2.5	2.7	2.7	3.1
	245/45 R 19 98 WVA ^{▽▽}	2.7		2.9	
	275/40 R 19 101 WHA ^{▽▽}		2.7		3.1
	245/40 R 20 95 YVA ^{▽▽}	2.7		2.9	
	275/35 R 20 98 YHA ^{▽▽}		2.7		3.1
	245/35 ZR 21 YVAXL ^{▽▽}	2.9		3.1	
	285/30 ZR 21 YHAXL ^{▽▽}		2.9		3.3
4.4 – 745 d (243 kW) 05–	⊙ 245/50 R 18 100 W ^{▽▽}	2.3	2.7	2.7	3.2
	245/50 R 18 100 W (SSR) ^{▽▽}	2.3	2.7	2.7	3.2
	245/45 R 19 98 WVA ^{▽▽}	2.5		2.7	
	275/40 R 19 101 WHA ^{▽▽}		2.6		3.0
	245/40 R 20 95 YVA ^{▽▽}	2.5		2.7	
	275/35 R 20 98 YHA ^{▽▽}		2.6		3.0
	245/35 ZR 21 YVAXL ^{▽▽}	2.7		2.9	
285/30 ZR 21 YHAXL ^{▽▽}		2.7		3.2	

M 3 (E46) 00– / Cabrio (E 46) 01–

3.2 24V (252 kW)	⊙ 225/45 ZR 18 VA ^{▽▽}	2.3		2.8	
	⊙ 255/40 ZR 18 HA ^{▽▽}		2.4		3.3
	225/40 ZR 19 VA ^{▽▽}	2.3		2.8	
	255/35 ZR 19 HA ^{▽▽}		2.4		3.3



BMW

M 3 CSL 03-

3.2 24V (265 kW)	225/40 ZR 19 VA ^{▽▽}	2.3	2.8
	255/35 ZR 19 HA ^{▽▽}	2.4	3.3
	⊙ 235/35 ZR 19 VA XL	2.4	2.8
	⊙ 265/30 ZR 19 HAXL	2.4	3.2

M 5 98-04

5.0 V8 (294 kW)	⊙ 245/40 ZR 18 VA	2.7	3.0
	⊙ 275/35 ZR 18 HA ^{▽▽}	2.9	3.5

M 5 05-

5.0 V10 (373 kW)	⊙ 255/40 ZR 19 VA ^{▽▽}	2.5	2.8
	⊙ 285/35 ZR 19 HA ^{▽▽}	2.5	3.2

M6 Coupé 05-

5.0 V10 (373 kW)	⊙ 255/40 ZR 19 VA ^{▽▽}	2.4	2.8
	⊙ 285/35 ZR 19 HA ^{▽▽}	2.6	3.1

Z 3 Roadster 00-03


1.9i (87 kW)	⊙ 205/60 R 15 91 H	2.0	2.0	2.0	2.0
	205/55 R 16 91 V	2.0	2.0	2.0	2.0
	225/50 ZR 16	2.0	2.0	2.0	2.0
	225/45 ZR 17 W	2.0	2.0	2.0	2.0
	225/45 ZR 17 VA	2.0	2.0		
	245/40 ZR 17 HA	2.0		2.0	
2.2 24V (125 kW)	⊙ 205/60 R 15 91 V	2.0	2.3	2.0	2.3
	205/55 R 16 91 V	2.0	2.3	2.0	2.3
	225/50 ZR 16 V [△]	2.0	2.3	2.0	2.3
	225/45 ZR 17 VA	2.0	2.3		
	245/40 ZR 17 HA	2.0		2.3	
3.0 24V (170 kW)	⊙ 225/50 ZR 16 W	2.1	2.4	2.1	2.4
	225/45 ZR 17 VA	2.1	2.1		
	245/40 ZR 17 HA	2.4		2.4	

Z 3 Coupé 98-00/00-

3.0 24V (170 kW)	⊙ 225/50 ZR 16 W	2.1	2.4	2.1	2.4
	225/45 ZR 17 VA	2.1	2.1		
	245/40 ZR 17 HA	2.4		2.4	

Z 4 (E85/86) 03-/06-

2.0i (110 kW) 05-	⊙ 205/55 R 16 91 V (SSR) ^{▽▽}	2.0	2.2	2.0	2.2
	225/50 R 16 92 V (SSR) ^{▽▽}	2.0	2.2	2.0	2.2
	225/45 R 17 91 W (SSR) ^{▽▽}	2.0	2.2	2.0	2.2
	225/45 R 17 91 WVA (SSR) ^{▽▽}	2.0	2.0		
	255/40 R 17 94 WHA (SSR) ^{▽▽}	2.2	2.2		
	225/40 R 18 88 WVA (SSR) ^{▽▽}	2.0	2.0		
	255/35 R 18 90 WHA (SSR) ^{▽▽}	2.2	2.2		

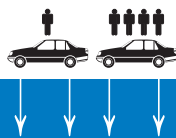


BMW

		↓	↓	↓	↓
2.2i (125 kW) -03, 2.5i (141 kW) -03	⊙ 225/50 R 16 92 V ^Δ	2.1	2.3	2.1	2.3
	225/45 R 17 91 W	2.1	2.3	2.1	2.3
	225/45 R 17 91 WVA	2.1		2.1	
	245/40 R 17 91 WHA		2.3		2.3
	225/40 R 18 88 WVA ^Δ	2.1		2.1	
	255/35 R 18 90 WHA ^Δ		2.3		2.3
2.2i (125 kW) 04-06, 2.5i (130 kW) 06-	⊙ 205/55 R 16 91 V (SSR) ^{▽▽}	2.0	2.3	2.0	2.3
	225/50 R 16 92 V (SSR) ^{▽▽}	2.0	2.3	2.0	2.3
	225/45 R 17 91 W (SSR) ^{▽▽}	2.0	2.3	2.0	2.3
	225/45 R 17 91 WVA (SSR) ^{▽▽}	2.0		2.0	
	255/40 R 17 94 WHA (SSR) ^{▽▽}		2.3		2.3
	225/40 R 18 88 WVA (SSR) ^{▽▽}	2.0		2.0	
2.5i (141 kW) 04-06, 2.5i (160 kW) 06-	⊙ 225/50 R 16 92 V (SSR) ^{▽▽}	2.1	2.4	2.1	2.4
	225/45 R 17 91 W (SSR) ^{▽▽}	2.1	2.4	2.1	2.4
	225/45 R 17 91 WVA (SSR) ^{▽▽}	2.1		2.1	
	255/40 R 17 94 WHA (SSR) ^{▽▽}		2.4		2.4
	225/40 R 18 88 WVA (SSR) ^{▽▽}	2.1		2.1	
	255/35 R 18 90 WHA (SSR) ^{▽▽}		2.4		2.4
3.0i 24V (170 kW) -03	⊙ 225/45 R 17 91 W	2.3	2.5	2.3	2.5
	225/45 R 17 91 WVA	2.3		2.3	
	245/40 R 17 91 WHA		2.5		2.5
	225/40 R 18 88 WVA ^Δ	2.3		2.3	
	255/35 R 18 90 WHA ^Δ		2.5		2.5
3.0i 24V (170 kW) 04-06, 3.0si (195 kW) 06-	⊙ 225/45 R 17 91 W (SSR) ^{▽▽}	2.3	2.6	2.3	2.6
	225/45 R 17 91 WVA (SSR) ^{▽▽}	2.3		2.3	
	255/40 R 17 94 WHA (SSR) ^{▽▽}		2.6		2.6
	225/40 R 18 88 WVA (SSR) ^{▽▽}	2.3		2.3	
	255/35 R 18 90 WHA (SSR) ^{▽▽}		2.6		2.6
3.2 Z 4 M (252 kW) 06-	⊙ 225/45 ZR 18 WVA ^{▽▽}	2.2		2.2	
	⊙ 255/40 ZR 18 WHA ^{▽▽}		2.2		2.2

Z 8 (E52) 00-

4.9 V 8 (294 kW)	⊙ 245/45 R 18 96 WVA	2.4		2.4	
	⊙ 275/40 R 18 99 WHA ^{▽▽}		2.4		2.4



Chevrolet

Matiz (KLYA) 99–/05–

0.8 (38 kW), 1.0 (47 kW)	⊙ 145/70 R 13 71 T	2.1	2.1	2.3	2.3
	155/65 R 13 73 T	2.1	2.1	2.3	2.3

Lanos (KLAT) 97–04

1.3 SE (55 kW)	⊙ 155/80 R 13 79 T	2.4	2.4	2.4	2.4
	175/70 R 13 82 T	2.2	2.2	2.2	2.2
1.5 SX (63 kW)	⊙ 175/70 R 13 82 T	2.2	2.2	2.2	2.2
1.6 SX (78 kW)	⊙ 185/60 R 14 82 H	2.2	2.2	2.2	2.2

Lacetti 04–

1.4 16V (70 kW)	⊙ 175/70 R 14 84 T	2.1	2.1	2.1	2.1
	185/65 R 14 86 H	2.1	2.1	2.1	2.1
	195/55 R 15 85 V	2.1	2.1	2.1	2.1
1.6 16V (80 kW)	⊙ 195/55 R 15 85 V	2.1	2.1	2.1	2.1
1.8 CDX (89 kW), 2.0 CDX (89 kW) 07–	⊙ 195/55 R 15 85 V	2.1	2.1	2.1	2.1

Kalos (KLAS) 02–/05–

1.2 (53 kW), 1.4 (61 kW), 1.4 16V (69 kW)	⊙ 155/80 R 13 79 T	2.1	2.1	2.1	2.1
	175/70 R 13 82 T	2.1	2.1	2.1	2.1
	175/65 R 14 82 T	2.1	2.1	2.1	2.1
	185/60 R 14 82 T	2.1	2.1	2.1	2.1
	195/55 R 14 82 T [▽]	2.1	2.1	2.1	2.1
	205/55 R 14 85 T ^{▽▽}	2.1	2.1	2.1	2.1
	185/55 R 15 82 T [△]	2.1	2.1	2.1	2.1
	195/50 R 15 82 T [△]	2.1	2.1	2.1	2.1
	195/45 R 16 80 T [△]	2.1	2.1	2.1	2.1

Aveo (S) 06–

1.2 (53 kW)	155/80 R 13 79 T	2.1	2.1	2.1	2.1
	175/70 R 13 82 T	2.1	2.1	2.1	2.1
	⊙ 185/60 R 14 82 T	2.1	2.1	2.1	2.1
	185/55 R 15 82 V	2.1	2.1	2.1	2.1
1.4 16V (69 kW)	⊙ 185/60 R 14 82 T	2.1	2.1	2.1	2.1
	185/55 R 15 82 T [△]	2.1	2.1	2.1	2.1

Nubira 97–/99–03


1.6 16V (78 kW)	⊙ 185/65 R 14 86 H	2.1	1.9	2.1	1.9
2.0 CDX (98 kW)	⊙ 185/65 R 14 86 H	2.1	1.9	2.1	1.9
	195/55 R 15 85 H [△]	2.1	2.1	2.1	2.1

Nubira 03–

1.6 (80 kW)	⊙ 195/55 R 15 85 H [△]	2.1	1.9	2.1	1.9
1.8 CDX (89 kW), 2.0 CDX (89 kW) 07–	⊙ 195/55 R 15 85 H [△]	2.1	1.9	2.1	1.9

Nubira Kombi (Wagon) 97–/99–04

1.6 16V (78 kW)	⊙ 185/65 R 14 86 H	2.1	1.9	2.1	1.9
2.0 CDX (98 kW)	⊙ 185/65 R 14 86 H	2.1	1.9	2.1	1.9
	195/55 R 15 85 H [△]	2.1	2.1	2.1	2.1



Chevrolet

Nubira Kombi (Wagon) 04–

1.6 (80 kW),	⊙ 195/55 R 15 85 H ^Δ	2.1	1.9	2.1	1.9
1.8 CDX (90 kW)					

Rezzo 01–

1.6 16V (77 kW)	⊙ 185/70 R 14 88 T	2.2	2.2	2.2	2.2
	195/60 R 15 88 H	2.2	2.2	2.2	2.2
2.0 CDX (89 kW)	⊙ 185/70 R 14 88 H	2.0	2.0	2.0	2.0
	195/60 R 15 88 H	2.0	2.0	2.0	2.0

Leganza (KLAV) 97–02

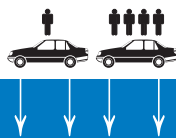
2.0 16V (98 kW)	⊙ 195/65 R 15 91 H	2.0	2.0	2.0	2.0
	205/60 R 15 91 H	2.0	2.0	2.0	2.0

Evanda 03–06

2.0 16V (96 kW)	195/70 R 14 91 H	2.0	2.0	2.0	2.0
	⊙ 205/65 R 15 94 H	2.0	2.0	2.0	2.0
	205/55 R 16 91 H	2.0	2.0	2.0	2.0

Epica (L) 06–

2.0 V6 (105 kW),	205/65 R 15 94 V	2.1	2.1	2.1	2.1
2.0 CRDI (110 kW) 07–	⊙ 205/60 R 16 92 V	2.1	2.1	2.1	2.1
	215/50 R 17 91 V ^Δ	2.1	2.1	2.1	2.1
	215/45 R 18 89 V ^{▽▽}	2.1	2.1	2.1	2.1
2.5 V6 (115 kW)	205/60 R 16 92 V	2.1	2.1	2.1	2.1
	⊙ 215/50 R 17 91 V ^Δ	2.1	2.1	2.1	2.1
	215/45 R 18 89 V ^{▽▽}	2.1	2.1	2.1	2.1



Chrysler

Neon II 99-05

1.6 16V (85 kW) 01-,	⊙ 185/60 R 15 84 H/V	2.3	2.3	2.7	2.7
2.0 16V (98 kW)					

PT Cruiser 00- /06-

1.6 16V (85 kW) 02-	⊙ 195/65 R 15 91 T	2.2	2.2	2.4	2.4
	205/55 R 16 91 T ^Δ	2.2	2.2	2.4	2.4
	225/45 R 17 91 V ^Δ	2.2	2.2	2.4	2.4
2.0 (104 kW) -06,	⊙ 195/65 R 15 91 H	2.2	2.2	2.4	2.4
2.4 (110 kW) -06,	205/55 R 16 91 H	2.2	2.2	2.4	2.4
2.1 CRD (89 kW) 02-06	225/45 R 17 91 V ^Δ	2.2	2.2	2.4	2.4
2.4 (105 kW) 06-,	⊙ 205/55 R 16 91 H	2.2	2.2	2.4	2.4
2.2 CRD (110 kW) 06-	225/45 R 17 91 V ^Δ	2.2	2.2	2.4	2.4
2.4 Turbo GT (164 kW) -06	⊙ 205/50 R 17 89 V ^Δ	2.2	2.2	2.4	2.4
	225/45 R 17 91 V ^Δ	2.2	2.2	2.4	2.4

PT Cruiser Cabrio 04-

2.4 (105 kW)	⊙ 205/55 R 16 91 H	2.2	2.2	2.4	2.4
	225/45 R 17 91 V ^Δ	2.2	2.2	2.4	2.4
2.4 Turbo GT (164 kW) -06	⊙ 205/50 R 17 89 V ^Δ	2.4	2.4	2.4	2.4

Sebring 01-06

2.0 16V (104 kW),	185/65 R 15 88 V ^{▽▽}	2.1	2.1	2.4	2.4
2.7 24V V6 (149 kW)	⊙ 205/60 R 16 92 V	2.1	2.1	2.4	2.4
	215/55 R 16 93 V ^Δ	2.1	2.1	2.4	2.4

Sebring 06-

2.4 (129 kW),	⊙ 215/65 R 16 98 H ^{▽▽}	2.2	2.2	2.6	2.6
2.0 CRD (103 kW)	215/60 R 17 96 H ^{▽▽}	2.2	2.2	2.6	2.6
	215/55 R 18 95 H ^{▽▽}	2.2	2.2	2.6	2.6
2.7 V6 (142 kW),	⊙ 215/65 R 16 98 V ^{▽▽}	2.2	2.2	2.6	2.6
3.5 V6 (186 kW)	215/60 R 17 96 V ^{▽▽}	2.2	2.2	2.6	2.6
	215/55 R 18 95 V ^{▽▽}	2.2	2.2	2.6	2.6

Sebring Convertible/Cabrio (JR) 01-

2.0 16V (104 kW),	⊙ 205/60 R 16 92 V	2.1	2.1	2.4	2.4
2.7 24V V6 (149 kW)	215/55 R 16 93 V ^Δ	2.1	2.1	2.4	2.4

300 M (LR) 98-04

2.7 24V V6 (150 kW)	⊙ 225/60 R 16 98 W	2.3	2.3	2.3	2.3
	225/55 R 17 97 W ^Δ	2.3	2.3	2.3	2.3
3.5 24V V6 (185 kW)	⊙ 225/60 R 16 98 W	2.3	2.3	2.3	2.3
	225/55 R 17 97 W ^Δ	2.3	2.3	2.3	2.3

300 C (LX) 04- /Touring (LX) 04-

2.7 V6 (142 kW),	⊙ 225/60 R 18 104 VXL ^{▽▽}	2.5	2.5	2.5	2.5
3.5 V6 (183 kW),					
3.0 V6 CRD (160 kW) 05-					
5.7 V8 (250 kW)	⊙ 225/60 R 18 104 WXL ^{▽▽}	2.5	2.5	2.5	2.5



Chrysler

6.0 SRT-8 (317 kW) 06-	⊙ 245/45 R 20 99 Y ^{▽▽}	2.2	2.2	2.2	2.2
	245/45 R 20 99 YVA ^{▽▽}	2.2		2.2	
	255/45 R 20 YHA ^{▽▽}		2.2		2.2

Crossfire (ZH) 03- / Cabrio 04-

3.2 V6 (160 kW)	⊙ 225/40 R 18 88 WVA [△]	2.2		2.2	
	⊙ 255/35 R 19 92 WHA ^{▽▽}		2.3		2.3
3.2 SRT-6 (246 kW)	⊙ 225/40 R 18 92 WVA XL	2.2		2.2	
	⊙ 255/35 R 19 92 WHA ^{▽▽}		2.3		2.3

Voyager II (GS) 95-01 / III (RG) 00-

2.4 16V (108 kW),	⊙ 205/65 R 15 94 H	2.5	2.5	2.5	2.5
3.3 V6 / 4wd (128 kW),	215/65 R 15 96 T [△]	2.5	2.5	2.5	2.5
2.5 CRD (104 kW),	215/65 R 16 98 H ^{▽▽}	2.5	2.5	2.5	2.5
2.8 CRD (110 kW)					

Grand Voyager (GS) 96-

2.4 16V (108 kW),	⊙ 205/65 R 15 94 H	2.5	2.5	2.5	2.5
3.3 V6 (128 kW),	215/65 R 15 96 T [△]	2.5	2.5	2.5	2.5
2.5 CRD (105 kW)	215/65 R 16 98 H ^{▽▽}	2.5	2.5	2.5	2.5

Citroën

Saxo (S) 99-03

1.1 (44 kW)	⊙ 155/70 R 13 75 T	2.3	2.0	2.3	2.2
	165/70 R 13 79 T	2.3	2.0	2.3	2.2
	165/65 R 14 79 T	2.3	2.0	2.3	2.2
1.4 (55 kW), 1.5 D (40 kW)	⊙ 165/70 R 13 79 T	2.2	2.0	2.2	2.0
	165/65 R 14 79 T	2.2	2.0	2.2	2.0
1.6 i / VTS (72 kW)	⊙ 185/55 R 14 80 H	2.5	2.2	2.5	2.2
1.6 i 16 V VTS (87 kW)	⊙ 185/55 R 14 80 H	2.2	2.0	2.5	2.7
	195/45 R 15 78 V	2.2	2.0	2.5	2.7

C 1 (P) 05-

1.0 (50 kW)	⊙ 155/65 R 14 75 T	2.2	2.2	2.3	2.3
1.4 HDi 55 (40 kW)	⊙ 155/65 R 14 75 T	2.2	2.2	2.3	2.3

C 2 (J*) 03-


1.1 i (44 kW)	⊙ 175/65 R 14 82 T	2.2	2.2	2.2	2.2
1.4 i (54 kW)	⊙ 175/65 R 14 82 T	2.3	2.3	2.3	2.3
	185/55 R 15 82 H [△]	2.3	2.3	2.3	2.3
1.6 i 16 V (80 kW), 1.6 i VTS (90 kW)	⊙ 195/45 R 16 80 V	2.4	2.4	2.4	2.4
1.4 HDi (50 kW)	⊙ 175/65 R 14 82 T	2.5	2.5	2.5	2.5

C 3 (F*) 02- / 05-

1.1 (44 kW)	165/70 R 14 81 T	2.0	2.0	2.0	2.0
	⊙ 175/65 R 14 82 T	2.0	2.0	2.0	2.0
1.4 Bivalent (54 kW)	⊙ 175/65 R 14 82 T	2.0	2.0	2.0	2.0



Citroën					
1.4 (54 kW),	165/70 R 14 81 T	2.0	2.0	2.0	2.0
1.4 HDI (50 kW)	⊙ 175/65 R 14 82 T	2.0	2.0	2.0	2.0
	185/60 R 15 84 H	2.0	2.0	2.0	2.0
1.4 16V/VTR (65 kW)	⊙ 185/60 R 15 84 H	2.1	2.3	2.1	2.8
	195/50 R 16 84 V	2.1	2.3	2.1	2.8
1.6 16V/XTR (80 kW)	⊙ 185/60 R 15 84 H	2.1	2.3	2.1	2.8
	195/50 R 16 84 H ^Δ	2.1	2.3	2.1	2.8
1.6 HDI 110 FAP (80 kW)	⊙ 195/50 R 16 84 H ^Δ	2.1	2.3	2.1	2.8
C 3 Pluriel 03-					
1.4 (54 kW),	⊙ 185/65 R 15 88 H	2.1	2.3	2.1	2.3
1.4 HDI (50 kW)					
1.6 16V (80 kW)	⊙ 185/65 R 15 88 H	2.1	2.3	2.1	2.3
Xsara (N*) 97-/03-04					
1.4i (55 kW)	⊙ 175/65 R 14 82 T	2.3	2.1	2.5	2.6
	185/65 R 14 86 T	2.3	2.1	2.5	2.6
	195/55 R 15 85 H ^Δ	2.3	2.1	2.5	2.6
1.8 16V (81 kW)	⊙ 185/65 R 14 86 H	2.3	2.1	2.5	2.6
1.6 16V (80 kW)	195/55 R 15 85 H ^Δ	2.3	2.1	2.5	2.6
2.0 16V (100 kW)	⊙ 195/55 R 15 85 V	2.3	2.1	2.5	2.6
1.4 HDI (50 kW) 03-	⊙ 195/55 R 15 85 H ^Δ	2.3	2.1	2.5	2.6
1.9 D (51 kW),	⊙ 185/65 R 14 86 T	2.3	2.1	2.5	2.6
1.9 TD (66 kW)					
2.0 HDI 90 (66 kW),	⊙ 185/65 R 14 86 H	2.3	2.1	2.5	2.6
2.0 HDI 109 (80 kW)	195/55 R 15 85 H/V ^Δ	2.3	2.1	2.5	2.6
Xsara Coupé (N*) 98-/03-04					
1.4 Coupé (55 kW)	⊙ 175/65 R 14 82 T	2.3	2.1	2.5	2.6
	185/65 R 14 86 T	2.2	2.2	2.4	2.7
1.8 Coupé (66 kW)	⊙ 185/65 R 14 86 T	2.3	2.1	2.5	2.6
1.8 16V Coupé (81 kW),	⊙ 185/65 R 14 86 H	2.3	2.1	2.5	2.6
1.6 16V Coupé (80 kW)	195/55 R 15 85 H ^Δ	2.3	2.1	2.5	2.6
2.0 16V Coupé (120 kW),	⊙ 195/55 R 15 85 V	2.6	2.4	2.6	2.9
2.0 16V Coupé (100 kW)					
2.0 HDI Coupé (66 kW),	⊙ 185/65 R 14 86 H	2.3	2.1	2.5	2.6
2.0 HDI Coupé (80 kW)					
C 4 (L) 04-/Coupé (L) 04-					
1.4i 16V (65 kW)	⊙ 195/65 R 15 91 H	2.3	2.0	2.3	2.5
	205/55 R 16 91 H	2.4	2.1	2.4	2.7
1.6i 16V (80 kW)	⊙ 205/55 R 16 91 H	2.4	2.1	2.4	2.7
	205/50 R 17 89 H ^Δ	2.4	2.2	2.4	2.7
2.0i 16V (100 kW)	⊙ 205/50 R 17 89 W ^Δ	2.4	2.2	2.4	2.7
1.6 HDI 90 (66 kW),	⊙ 205/55 R 16 91 H	2.4	2.1	2.4	2.7
1.6 HDI FAP 110 (80 kW)	205/50 R 17 89 H ^Δ	2.4	2.1	2.4	2.7
2.0 HDI FAP 135 (100 kW)	⊙ 205/50 R 17 89 W ^Δ	2.4	2.2	2.4	2.7
C 4 Picasso 06-					
1.8 (92 kW),	⊙ 205/65 R 15 94 H	2.5	2.5	3.0	3.0
1.6 HDI FAP 110 (80 kW)	215/55 R 16 93 H ^Δ	2.5	2.5	3.0	3.0
	215/50 R 17 95 HXL ^{▽▽}	2.5	2.5	3.4	3.2
	215/45 R 18 93 HXL ^{▽▽}	2.5	2.5	3.4	3.2



Citroën

2.0 (103 kW),	⊙ 215/55 R 16 93 H ^Δ	2.5	2.5	3.0	3.0
2.0 HDI FAP 135 (100 kW)	215/50 R 17 95 HXL ^{▽▽}	2.5	2.5	3.4	3.2
	215/45 R 18 93 HXL ^{▽▽}	2.5	2.5	3.4	3.2

Xsara Break (N*) 98- / 03-

1.4 i (55 kW)	⊙ 185/65 R 14 86 T	2.3	2.1	2.5	2.6
	195/55 R 15 85 H ^Δ	2.3	2.1	2.5	2.6
1.8 16V (81 kW)	⊙ 185/65 R 14 86 H	2.3	2.1	2.3	2.4
1.6 16V (80 kW)	195/55 R 15 85 H ^Δ	2.3	2.1	2.3	2.4
2.0 16V (100 kW)	⊙ 195/55 R 15 85 V	2.3	2.1	2.3	2.4
1.4 HDI (50 kW)	⊙ 195/55 R 15 85 H ^Δ	2.4	2.3	2.4	2.6
1.9 D (51 kW),	⊙ 185/65 R 14 86 T/H	2.4	2.3	2.4	2.6
1.9 TD (66 kW), 1.8 (66 kW)					
2.0 HDI 90 (66 kW),	⊙ 185/65 R 14 86 H	2.4	2.3	2.4	2.6
2.0 HDI 109 (80 kW)	195/55 R 15 85 H ^Δ	2.4	2.3	2.4	2.6

Xsara Picasso (Minivan) 99- / 04-

1.6 (70 kW),	⊙ 185/65 R 15 88 T/H	2.3	2.3	2.5	2.8
1.6 i (80 kW) 05-,					
1.8 16V (85 kW),					
2.0 16V (100 kW)					
1.6 HDI (66 kW) 05-,	⊙ 185/65 R 15 88 T/H	2.3	2.3	2.5	2.8
2.0 HDI (66 kW),					
1.6 HDI (80 kW) 04-					

C 5 (D*/R*) 01-

1.8 16V (85 kW),	⊙ 195/65 R 15 91 H	2.3	2.3	2.3	2.7
1.8 16V (92 kW)	215/55 R 16 93 W	2.3	2.3	2.3	2.7
	225/45 R 17 91 W	2.3	2.3	2.3	2.7
2.0 16V (100 kW),	⊙ 195/65 R 15 91 V	2.3	2.3	2.3	2.7
2.0 16V HPI (103 kW)	215/55 R 16 93 W	2.3	2.3	2.3	2.7
	225/45 R 17 91 W	2.3	2.3	2.3	2.7
	225/40 R 18 88 W ^Δ	2.3	2.3	2.3	2.7
3.0 V6 24V (152 kW),	⊙ 215/55 R 16 93 W	2.3	2.3	2.3	2.7
2.2 HDI 170 Biturbo	225/45 R 17 91 W	2.3	2.3	2.3	2.7
(125 kW) 06-	225/40 R 18 92 WXL	2.3	2.3	2.3	2.7
2.0 HDI 110 (80 kW)	⊙ 195/65 R 15 91 H	2.5	2.2	2.5	2.7
2.2 HDI 135 (98 kW)	⊙ 205/65 R 15 94 H	2.5	2.2	2.5	2.7
	215/55 R 16 93 W	2.5	2.2	2.5	2.7

C 5 Break (D*/R*) 01-

1.8 16V (85 kW),	⊙ 205/65 R 15 94 H	2.3	2.5	2.3	3.2
2.0 HDI 110 (80 kW)	215/55 R 16 93 W	2.3	2.5	2.3	3.2
	225/45 R 17 91 W	2.3	2.5	2.3	3.2
	225/40 R 18 92 WXL	2.3	2.5	2.3	3.2
2.0 16V (100 kW),	⊙ 205/65 R 15 94 H	2.3	2.5	2.3	3.2
2.0 16V HPI (103 kW)	215/55 R 16 93 W	2.3	2.5	2.3	3.2
	225/45 R 17 91 W	2.3	2.5	2.3	3.2
	225/40 R 18 92 WXL	2.3	2.5	2.3	3.2
3.0 V6 24V (152 kW),	⊙ 215/55 R 16 93 W	2.3	2.5	2.3	3.2
2.2 HDI 170 Biturbo	225/45 R 17 91 W	2.3	2.5	2.3	3.2
(125 kW) 06-	225/40 R 18 92 WXL	2.3	2.5	2.3	3.2



Citroën

2.2 HDI 135 (98 kW)	⊙ 205/65 R 15 94 H	2.3	2.5	2.3	3.2
	215/55 R 16 93 W	2.3	2.5	2.3	3.2
	225/45 R 17 91 W	2.3	2.5	2.3	3.2

C 6 (T) 06–

3.0 V6 (155 kW)	⊙ 225/55 R 17 97 W ^Δ	2.4	2.4	2.6	2.6
	245/45 R 18 100 WXL ^{▽▽}	2.4	2.4	2.6	2.6
2.2 HDi (125 kW) 07–	⊙ 225/55 R 17 97 W ^Δ	2.4	2.4	2.6	2.6
	245/45 R 18 100 WXL ^{▽▽}	2.4	2.4	2.6	2.6
2.7 V6 HDi 205 (150 kW)	⊙ 245/45 R 18 100 WXL ^{▽▽}	2.4	2.4	2.6	2.6

Berlingo (M*) 97–

1.4 (55 kW),	⊙ 175/65 R 14 82 T	2.6	2.6	2.6	2.9
1.6 16V (80 kW),	185/65 R 14 86 T	2.6	2.6	2.6	2.9
1.9 D (51 kW),					
2.0 HDI (66 kW)					

Evasion (22) 94–02

2.0 (89 kW)	⊙ 195/65 R 15 91 T	2.3	2.3	2.5	2.5
	205/65 R 15 94 T ^Δ	2.3	2.3	2.5	2.5
2.0 16V (97 kW), 2.0 Turbo (108 kW)	⊙ 205/65 R 15 94 H	2.3	2.3	2.4	2.5
1.9 TD (66 kW),	⊙ 205/65 R 15 94 T/H ^Δ	2.3	2.3	2.5	2.5
2.1 TD (80 kW),					
2.0 HDI (80 kW)					

C 8 (E) 02–

2.0 (100 kW), 2.2 (116 kW)	⊙ 205/65 R 15 94 H	2.3	2.3	2.5	2.5
	215/60 R 16 95 H ^{▽▽}	2.3	2.3	2.5	2.5
2.9 V6 (150 kW)	⊙ 215/60 R 16 99 V ^{rf.▽▽}	2.5	2.5	2.5	2.5
2.0 HDI (80 kW),	⊙ 215/65 R 15 96 H	2.5	2.5	2.5	2.5
2.2 HDI (94 kW)	215/60 R 16 99 H ^{rf.▽▽}	2.5	2.5	2.5	2.5

Dacia

Logan 05–

1.4 MPI (55 kW),	⊙ 185/65 R 15 88 T	1.9	2.1	2.1	2.3
1.6 MPI (64 kW),					
1.5 dCi (50 kW)					
1.6 16V (77 kW)	⊙ 185/65 R 15 88 H	1.9	2.1	2.1	2.3

Logan MCV (Kombi/ Estate) 07–

1.4 MPI (55 kW),	185/70 R 14 88 T	2.4	2.6	2.4	2.6
1.6 MPI (64 kW),	⊙ 185/65 R 15 88 T	2.4	2.6	2.4	2.6
1.5 dCi (50 kW)					
1.6 16V (77 kW)	⊙ 185/65 R 15 88 H	2.4	2.6	2.4	2.6



Daihatsu

Copen 03-

0.7 (50 kW)	⊙ 165/50	R 15 72 T ^{▽▽}	1.8	1.8	1.8	1.8
1.3 DWT (64 kW)	⊙ 165/50	R 15 72 V ^{▽▽}	2.4	2.4	2.4	2.4

Cuore (L7) 99-03

1.0 (41 kW)	⊙ 145/70	R 12 69 T ^{▽▽}	1.8	1.8	1.8	1.8
	155/65	R 13 73 T	1.8	1.8	1.8	1.8
	165/65	R 13 77 T	1.8	1.8	1.8	1.8

Cuore 03-

1.0 (43 kW)	⊙ 155/65	R 13 73 T	1.8	1.8	1.8	1.8
	165/65	R 13 77 T	1.8	1.8	1.8	1.8

Trevis 06-

1.0 (43 kW)	⊙ 145/80	R 13 75 T	2.0	2.0	2.0	2.0
	155/65	R 14 75 T	2.0	2.0	2.0	2.0

Move 94-

0.8	⊙ 145/70	R 12 69 T ^{▽▽}	2.0	2.0	2.0	2.0
1.0 12V (41 kW)	⊙ 145/70	R 12 69 T ^{▽▽}	2.0	2.0	2.0	2.0
	145/65	R 13 69 T ^{▽▽}	1.8	1.8	1.8	1.8
	155/65	R 13 73 T	1.8	1.8	1.8	1.8
	165/65	R 13 77 T	1.8	1.8	1.8	1.8

Sirion (M 1 / M 2) 98-04

1.0/4WD (41 kW)	⊙ 145/80	R 13 75 T	2.0	2.0	2.0	2.0
	165/65	R 14 79 T	2.0	2.0	2.0	2.0
1.3 Sport/4WD (75 kW)	⊙ 165/65	R 14 79 T	2.0	2.0	2.0	2.0
	175/60	R 14 79 T ^{▽▽}	2.0	2.0	2.0	2.0

Sirion (M 3) 05-

1.0 (51 kW), 1.3 (64 kW)	⊙ 175/65	R 14 82 T	2.2	2.2	2.2	2.2
--------------------------	----------	-----------	-----	-----	-----	-----

Materia (M 4) 07-


1.3 (67 kW), 1.5 (76 kW)	175/65	R 14 82 T				
	⊙ 185/55	R 15 82 H [△]				

YRV (M2) 01-

1.0 (43 kW)	145/80	R 13 75 T	2.2	2.2	2.2	2.2
	165/70	R 13 79 T	2.2	2.2	2.2	2.2
	⊙ 165/65	R 14 79 T	2.2	2.2	2.2	2.2
1.3 Turbo (64 kW)	165/70	R 13 79 T	2.2	2.2	2.2	2.2
	⊙ 165/65	R 14 79 T	2.2	2.2	2.2	2.2
	175/60	R 14 79 H ^{▽▽}	2.2	2.2	2.2	2.2
1.3 GTi (95 kW)	⊙ 175/60	R 14 79 H ^{▽▽}	2.2	2.2	2.2	2.2
	175/55	R 15 77 V ^{▽▽}	2.2	2.2	2.2	2.2

Gran Move (G 3) 97-/99-

1.6 16V (67 kW)	⊙ 175/65	R 14 82 T	2.0	2.0	2.0	2.0
	185/65	R 14 86 T	2.0	2.0	2.0	2.0



Fiat

Seicento (187) 98- /03-

0.9 (29 kW)	145/70 R 13 71 T	2.0	2.0	2.2	2.2
	⊙ 155/65 R 13 73 T	2.0	2.0	2.2	2.2
1.1 (40 kW)	⊙ 155/65 R 13 73 T	2.1	2.0	2.3	2.3
	165/65 R 13 77 T	2.1	2.0	2.3	2.3
1.1 Sporting	⊙ 165/55 R 13 70 H ^{▽▽}	2.1	2.0	2.3	2.3
Abarth	⊙ 175/50 R 14 74 H ^{▽▽}	2.1	2.0	2.3	2.3

Panda (169) 03-

1.1 (40 kW), 1.2 (44 kW)	⊙ 155/80 R 13 79 T	2.0	2.0	2.2	2.2
	165/70 R 13 79 T	2.0	2.0	2.2	2.2
	165/65 R 14 79 T	2.0	2.0	2.2	2.2
	175/50 R 14 74 H ^{▽▽}	2.0	2.0	2.2	2.2
1.3 JTD 16V Multijet (51 kW),	⊙ 155/80 R 13 79 T	2.0	2.0	2.2	2.2
	165/70 R 13 79 T	2.0	2.0	2.2	2.2
1.3 Multijet DPF (55 kW)	165/65 R 14 79 T	2.0	2.0	2.2	2.2
06-	195/45 R 15 78 V	2.0	2.0	2.2	2.2
1.4 100 HP (73 kW) 06-	195/45 R 15 78 H [△]				

Panda 4x4 Cross 06-

1.2 (44 kW)	⊙ 165/70 R 14 81 T	2.2	2.0	2.3	2.3
	185/65 R 14 86 T	2.2	2.0	2.3	2.3
1.3 Multijet (51 kW)	⊙ 165/70 R 14 81 T	2.3	2.1	2.3	2.3
	185/65 R 14 86 T	2.3	2.1	2.3	2.3
	175/65 R 15 84 T ^{▽▽}	2.3	2.1	2.3	2.3

Punto/Punto Start (188) 00- /03-

1.2 8V (38 kW),	155/80 R 13 79 T	2.0	1.9	2.2	2.2
1.2 8V (44 kW),	⊙ 165/70 R 14 81 T	2.0	1.9	2.2	2.2
1.2 16V (59 kW) -05,	185/60 R 14 82 T	2.0	1.9	2.2	2.2
1.3 JTD (51 kW) 03-	185/55 R 15 82 V	2.0	1.9	2.2	2.2
	195/45 R 15 78 V	2.0	1.9	2.2	2.2
1.7 16V HGT (96 kW) -05	⊙ 185/55 R 15 82 V	2.4	2.0	2.4	2.2
	195/45 R 15 78 V	2.4	2.0	2.4	2.2
1.4 16V (70 kW) 03-05,	⊙ 185/60 R 14 82 H	2.4	2.0	2.4	2.2
1.9 JTD (59 kW) -05,	185/55 R 15 82 T [△]	2.4	2.0	2.4	2.2
1.9 JTD (63 kW) 03-05,	195/45 R 15 78 V	2.4	2.0	2.4	2.2
1.9 JTD Multijet (74 kW) 03-05					

Grande Punto (199) 05-

1.2 (48 kW), 1.4 (57 kW)	⊙ 175/65 R 15 84 T ^{▽▽}	2.2	2.1	2.2	2.2
	185/65 R 15 88 T	2.2	2.0	2.2	2.2
1.3 JTD Multijet (55 kW)	⊙ 175/65 R 15 84 T ^{▽▽}	2.4	2.1	2.5	2.2
	185/65 R 15 88 T	2.3	2.1	2.3	2.3
1.3 JTD Multijet (66 kW)	⊙ 185/65 R 15 88 T	2.3	2.1	2.3	2.3
	195/55 R 16 87 H ^{▽▽}	2.3	2.1	2.4	2.4
	205/45 R 17 84 V [△]	2.4	2.2	2.5	2.4



Fiat

1.4 16V (70 kW),	⊙ 185/65 R 15 88 H	2.4	2.2	2.4	2.2
1.9 JTD Multijet (88 kW)	195/55 R 16 87 H ^{▽▽}	2.4	2.2	2.6	2.4
	205/45 R 17 84 V [△]	2.6	2.3	2.8	2.5
1.9 JTD Multijet Sport (96 kW)	⊙ 205/45 R 17 84 V [△]	2.6	2.3	2.8	2.5

Idea (350) 04- / 06-

1.2 16V (59 kW),	⊙ 185/65 R 14 86 T	2.2	2.1	2.3	2.3
1.4 (57 kW),	195/60 R 15 88 T [△]	2.2	2.1	2.3	2.3
1.3 JTD Multijet (51 kW)	205/50 R 16 87 V [△]	2.2	2.1	2.3	2.3
1.4 16V (70 kW),	⊙ 195/60 R 15 88 H	2.2	2.1	2.3	2.3
1.3 JTD (66 kW),	205/50 R 16 87 V [△]	2.2	2.1	2.3	2.3
1.9 JTD Multijet (74 kW)					

Palio Weekend (178) 98- / 01-06

1.2 75 (54 kW)	⊙ 175/65 R 14 82 T	2.1	2.0	2.2	2.2
1.6 16V 100 (74 kW)	⊙ 175/65 R 14 82 H	2.1	2.0	2.2	2.2
1.7 TD 70 (51 kW),	⊙ 175/65 R 14 82 T	2.1	2.0	2.2	2.2
1.9 D (59 kW)					

Stilo (192) 01- / 05-

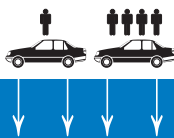
1.2 16V (59 kW) -05,	⊙ 195/65 R 15 91 T	1.9	1.9	2.1	2.1
1.4 16V (66 kW) 05-,	205/55 R 16 91 V	2.1	2.1	2.3	2.3
1.9 JTD 80 (59 kW)	215/45 R 17 87 W	2.3	2.3	2.7	2.5
1.6 16V (77 kW)	⊙ 195/65 R 15 91 H	1.9	1.9	2.1	2.1
	205/55 R 16 91 V	2.1	2.1	2.3	2.3
	215/45 R 17 87 W	2.3	2.3	2.7	2.5
1.8 16V (98 kW),	⊙ 195/65 R 15 91 V	1.9	1.9	2.1	2.1
1.9 JTD 140 (103 kW)	205/55 R 16 91 V	2.1	2.1	2.3	2.3
	215/45 R 17 87 W	2.3	2.3	2.7	2.5
2.4 20V Abarth (125 kW)	⊙ 205/55 R 16 91 W	2.1	2.1	2.3	2.3
	215/45 R 17 87 W	2.3	2.3	2.7	2.5
1.9 JTD 115 (88 kW)	⊙ 195/65 R 15 91 H	1.9	1.9	2.1	2.1
	205/55 R 16 91 V	2.1	2.1	2.3	2.3
	215/45 R 17 87 W	2.3	2.3	2.7	2.5
1.9 JTD (110 kW) 05-	⊙ 195/65 R 15 91 V	1.9	1.9	2.1	2.1
	205/55 R 16 91 V	2.1	2.1	2.3	2.3
	215/45 R 17 87 W	2.3	2.3	2.7	2.5

Stilo Multi Wagon (192) 03- / 05-

1.4 16V (66 kW) 05-,	⊙ 195/65 R 15 91 H	1.9	1.9	2.1	2.1
1.6 16V (77 kW)	205/55 R 16 91 V	2.1	2.1	2.3	2.3
	215/45 R 17 87 W	2.1	2.1	2.3	2.3
1.8 16V (98 kW),	⊙ 195/65 R 15 91 V	1.9	1.9	2.1	2.1
1.9 JTD Multijet (103 kW)	205/55 R 16 91 V	2.1	2.1	2.3	2.3
	215/45 R 17 87 W	2.1	2.1	2.3	2.3
1.9 JTD (59 kW)	⊙ 195/65 R 15 91 H	1.9	1.9	2.1	2.1
	205/55 R 16 91 V	2.1	2.1	2.3	2.3
	215/45 R 17 87 W	2.1	2.1	2.3	2.3



Fiat		↓	↓	↓	↓
1.9 JTD (85 kW)	⊙ 195/65 R 15 91 H	1.9	1.9	2.1	2.1
	205/55 R 16 91 V	2.1	2.1	2.3	2.3
	215/45 R 17 87 W	2.1	2.1	2.3	2.3
1.9 JTD (110 kW) 05-	⊙ 195/65 R 15 91 V	1.9	1.9	2.1	2.1
	205/55 R 16 91 V	2.1	2.1	2.3	2.3
	215/45 R 17 87 W	2.1	2.1	2.3	2.3
Stilo Multiwagon Uproad (4x4) 05-					
1.9 JTD (85 kW),	195/65 R 15 91 V	1.9	1.9	2.1	2.1
1.9 JTD Multijet (103 kW)	205/55 R 16 91 V	2.1	2.1	2.3	2.3
	215/45 R 17 87 W	2.1	2.1	2.3	2.3
Marea (185) 96-/99-02					
1.6 16V 100 (76 kW)	⊙ 175/70 R 14 84 H ^{▽▽}	2.2	2.5	2.2	2.5
	185/65 R 14 86 H	2.2	2.5	2.2	2.5
	195/55 R 15 85 V	2.5	2.5	2.5	2.5
2.0 20V 150 (110 kW), 2.4 JTD 130 (96 kW)	⊙ 195/60 R 15 88 V	2.5	2.5	2.5	2.5
1.9 JTD 110 (81 kW)	175/70 R 14 84 T	2.5	2.5	2.5	2.5
	⊙ 185/65 R 14 86 H/V	2.2	2.5	2.2	2.5
	195/55 R 15 85 V	2.5	2.5	2.5	2.5
Marea Weekend (SW) (185) 96-/99-02					
1.6 16V 100 (76 kW)	⊙ 175/70 R 14 84 H ^{▽▽}	2.2	2.5	2.2	2.5
	185/65 R 14 86 H	2.2	2.5	2.2	2.5
	195/55 R 15 85 V	2.5	2.5	2.5	2.5
2.0 20V 150 (110 kW)	⊙ 195/60 R 15 88 V	2.5	2.5	2.5	2.5
1.9 JTD 110 (81 kW), 2.4 JTD 130 (96 kW)	⊙ 185/65 R 14 86 H/V	2.2	2.5	2.2	2.5
	195/55 R 15 85 V	2.5	2.5	2.5	2.5
Croma (194) 05-					
1.8 16V (103 kW), 2.2 16V (108 kW)	⊙ 205/55 R 16 91 V	2.4	2.4	2.8	2.7
	215/55 R 16 93 W	2.4	2.4	2.5	2.5
	215/50 R 17 91 W	2.4	2.4	2.7	2.6
	225/45 R 18 91 Y ^{▽▽}	2.4	2.4	2.7	2.6
1.9 D Multijet 8 V (88 kW)	⊙ 205/55 R 16 91 V	2.4	2.4	2.7	2.6
	215/55 R 16 93 W	2.4	2.4	2.5	2.5
	215/50 R 17 91 W	2.4	2.4	2.6	2.5
	225/45 R 18 91 Y ^{▽▽}	2.4	2.4	2.6	2.5
1.9 D Multijet 16 V (110 kW)	⊙ 205/55 R 16 91 V	2.4	2.4	2.8	2.7
	215/55 R 16 93 W	2.4	2.4	2.5	2.5
	215/50 R 17 91 W	2.4	2.4	2.7	2.6
	225/45 R 18 91 Y ^{▽▽}	2.4	2.4	2.6	2.5
2.4 D Multijet 20 V (147 kW)	⊙ 215/55 R 16 93 W	2.4	2.4	2.5	2.5
	215/50 R 17 95 WXL ^{▽▽}	2.4	2.4	2.7	2.6
	225/45 R 18 95 YXL ^{▽▽}	2.4	2.4	2.7	2.6
Barchetta (183) 95-05					
1.8 16V (96 kW)	⊙ 185/55 R 15 82 H [△]	2.4	2.0	2.4	2.0
	195/55 R 15 85 V	2.4	2.0	2.4	2.0
	195/45 R 16 80 V	2.4	2.0	2.4	2.0



Fiat

Ulysse (220) 95- / 98-02 / (22) 98-02

1.8, 1.9 TD, 2.0 (89 kW)	⊙ 195/70 R 14 91 T ^Δ	2.6	2.6	2.6	2.6
	195/65 R 15 91 T	2.6	2.6	2.6	2.6
	205/65 R 15 94 T ^Δ	2.6	2.6	2.6	2.6
2.0 16V (100 kW)	⊙ 205/65 R 15 94 H	2.5	2.5	2.5	2.5
2.1 TD, 2.0 JTD (80 kW)	⊙ 205/65 R 15 94 T ^Δ	2.6	2.6	2.6	2.6

Ulysse 02-

2.0 16V (100 kW)	⊙ 215/65 R 15 96 H	2.5	2.5	2.5	2.5
	215/60 R 16 95 H ^{▽▽}	2.5	2.5	2.5	2.5
3.0 V6 (150 kW)	⊙ 215/60 R 16 95 V ^{▽▽}	2.5	2.5	2.5	2.5
2.0 JTD (80 kW) -06,	⊙ 215/65 R 15 96 H	2.5	2.5	2.5	2.5
2.2 JTD (94 kW) -06	215/60 R 16 95 H ^{▽▽}	2.5	2.5	2.5	2.5
2.0 D Multijet (88 kW) 06-,	⊙ 215/60 R 16 95 H ^{▽▽}	2.5	2.5	2.5	2.5
2.0 D Multijet (100 kW)					
06-					

Doblo (223) 01- / 04-

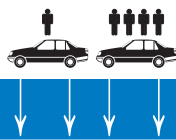
1.2 (48 kW),	⊙ 175/70 R 14 88 T ^{rf.▽▽}	2.3	2.3	2.6	3.0
1.6 16V (76 kW)	185/65 R 14 86 T	2.3	2.3	2.6	3.0
1.3 JTD (51 kW) 04-,	⊙ 175/70 R 14 88 T ^{rf.▽▽}	2.6	3.0	2.6	3.0
1.9 D (46 kW) -04,					
1.9 JTD (77 kW)					
1.4 (57 kW),	⊙ 185/65 R 15 88 T	2.6	3.0	2.6	3.0
1.3 Multijet DPF (62 kW),					
1.9 Multijet DPF (88 kW)					

Multipia (186) 99-

1.6 16V 100 (76 kW),	⊙ 185/65 R 15 88 H	2.3	2.3	2.5	3.0
1.6 Bipower (76 kW),	195/60 R 15 88 H	2.3	2.3	2.5	3.0
1.6 Blupower (70 kW),	205/45 R 17 88 VXL ^Δ				
1.9 JTD 115 (85 kW) -06,					
1.9 DPF Multijet (88 kW)					
06-					

Sedici (FY) 06-

1.6 (79 kW),	⊙ 195/65 R 15 91 T	2.4	2.3	2.5	2.5
1.9 TD Multijet (88 kW)	205/60 R 16 92 T ^Δ	2.4	2.3	2.5	2.5



Ford

Ka (RBT) 97-

1.3 (37 kW), 1.3 (44 kW),	⊙ 155/70 R 13 75 T	2.3	1.8	2.5	2.5
1.3 Royal (51 kW)	165/65 R 13 77 T	2.1	1.8	2.5	2.5
	165/60 R 14 75 H	2.2	1.8	2.5	2.5
1.6 Sportka (70 kW)	⊙ 195/45 R 16 80 V	2.0	1.8	2.5	2.5

Street Ka 03-

1.6 (70 kW)	⊙ 195/45 R 16 80 V	2.0	1.8	2.0	1.8
-------------	--------------------	-----	-----	-----	-----

Fiesta (IV JA/JB) 96- /99-02

1.2 16V (55 kW),	⊙ 165/70 R 13 79 T	2.1	1.8	2.5	2.8
1.3 (37 kW), 1.3 (44 kW)	185/55 R 14 80 H	2.2	2.0	2.5	2.8
1.4 16V (66 kW)	⊙ 165/70 R 13 79 T	2.1	1.8	2.5	2.8
	185/55 R 14 80 H	2.1	1.8	2.5	2.8
1.6 16V (76 kW)	⊙ 185/55 R 14 80 H	2.1	1.8	2.5	2.8
1.8 D (44 kW)	⊙ 165/70 R 13 79 T	2.4	1.8	2.5	2.8
	185/55 R 14 80 H	2.4	2.0	2.5	2.8
Lynx D Sport	⊙ 175/65 R 14 82 T	2.4	1.8	2.5	2.8
	195/50 R 15 82 V	2.0	1.9	2.5	2.8

Fiesta (JD3) 02- /06-

1.3 8V (44 kW),	⊙ 175/65 R 14 82 T	2.1	1.8	2.5	2.8
1.3 8V (51 kW),	195/50 R 15 82 H ^Δ	2.0	1.8	2.5	2.8
1.4 16V (59 kW)	195/45 R 16 80 H ^Δ	2.1	2.0	2.3	2.6
1.6 16V (74 kW),	⊙ 175/65 R 14 82 H	2.1	1.8	2.5	2.8
1.4 TDCI (50 kW),	195/50 R 15 82 H ^Δ	2.0	1.8	2.5	2.8
1.6 TDCI (66 kW)	195/45 R 16 80 V	2.1	2.0	2.3	2.6
2.0 ST 150 (110 kW)	⊙ 195/45 R 16 80 V	2.2	2.0	2.3	2.6
	205/40 ZR 17 XL	2.2	2.0	2.5	2.8

Puma (ECT) 97- /00-02

1.4 i, 1.6 16V (76 kW)	⊙ 195/50 R 15 82 V	2.0	1.9	2.5	2.8
1.7 16V (92 kW)	⊙ 195/50 R 15 82 V	2.0	1.9	2.5	2.8

Fusion 02- /06-

1.3 (55 kW),	⊙ 195/60 R 15 88 T/H ^Δ	2.4	2.2	2.5	2.8
1.4 16V (59 kW),	195/55 R 16 87 H ^{▽▽}	2.4	2.2	2.5	2.8
1.6 16V (74 kW),					
1.4 TDCI (50 kW),					
1.6 TDCI (66 kW)					

Focus 98-04

1.4 16V (55 kW),	⊙ 175/70 R 14 84 T/H	2.2	2.2	2.2	3.1
1.6 16V (74 kW)	185/65 R 14 86 T/H	2.2	2.2	2.2	3.1
	195/60 R 15 88 H	2.2	2.2	2.2	3.1
	195/55 R 15 85 H ^Δ	2.0	2.0	2.2	3.1
	205/50 R 16 87 V ^Δ	2.2	2.2	2.3	3.1
	215/40 R 17 83 V ^Δ	2.2	2.2	2.3	3.1



Ford

1.8 16V (85 kW)	⊙ 185/65 R 14 86 T/H	2.2	2.2	2.2	3.1
	195/60 R 15 88 H	2.2	2.2	2.2	3.1
	195/55 R 15 85 H ^Δ	2.0	2.0	2.2	3.1
	205/50 R 16 87 V ^Δ	2.2	2.2	2.3	3.1
	215/40 R 17 83 V ^Δ	2.2	2.2	2.3	3.1
2.0 16V (96 kW)	⊙ 195/60 R 15 88 H	2.2	2.2	2.2	3.1
	195/55 R 15 85 H ^Δ	2.0	2.0	2.2	3.1
	205/50 R 16 87 V ^Δ	2.2	2.2	2.3	3.1
	215/40 R 17 83 V ^Δ	2.2	2.2	2.3	3.1
2.0 ST 170 (127 kW)	⊙ 215/45 R 17 87 V ^Δ	2.2	2.0	2.4	3.1
2.0 RS (158 kW)	⊙ 225/40 ZR 18 ^Δ	2.3	2.1	2.6	2.4
1.8 DI (55 kW)	⊙ 175/70 R 14 84 T/H	2.2	2.2	2.4	3.1
	185/65 R 14 86 T/H	2.2	2.2	2.3	3.1
	195/60 R 15 88 H	2.2	2.2	2.3	3.1
	195/55 R 15 85 H ^Δ	2.0	2.0	2.4	3.1
	205/50 R 16 87 V ^Δ	2.2	2.2	2.3	3.1
	215/40 R 17 83 V ^Δ	2.2	2.2	2.3	3.1
1.8 DI (66 kW), 1.8 TDCi (74 kW), 1.8 TDCi (85 kW)	⊙ 185/65 R 14 86 H	2.2	2.2	2.3	3.1
	195/60 R 15 88 H	2.2	2.2	2.3	3.1
	195/55 R 15 85 H ^Δ	2.0	2.0	2.4	3.1
	205/50 R 16 87 H ^Δ	2.2	2.2	2.3	3.1
	215/40 R 17 83 V ^Δ	2.2	2.2	2.3	3.1

Focus II (C 307) 04-


1.4 16V (59 kW),	⊙ 195/65 R 15 91 V	2.4	2.3	2.6	3.0
1.6 16V (74 kW),	205/55 R 16 91 V	2.4	2.3	2.6	3.0
1.6 Ti-VCT (85 kW),	205/50 R 17 93 WXL	2.5	2.3	2.7	3.0
1.8 Ti-VCT (92 kW),	225/40 R 18 92 WXL	2.5	2.3	2.7	3.0
1.6 TDCi DPF (80 kW),					
1.6 TDCi (66 kW),					
1.8 TDCi (85 kW)					
2.0 16V (107 kW),	⊙ 205/55 R 16 91 V	2.4	2.3	2.6	3.0
2.0 TDCi DPF (100 kW)	205/50 R 17 93 WXL	2.5	2.3	2.7	3.0
	225/40 R 18 92 WXL	2.5	2.3	2.7	3.0
2.5 Turbo ST (166 kW) 05-	⊙ 225/40 R 18 92 WXL	2.6	2.3	2.8	2.4

Focus Coupé-Cabrio (S389) 06-


1.6 16V (74 kW),	⊙ 205/55 R 16 91 V	2.3	2.5	2.5	2.7
2.0 16V (107 kW),	205/50 R 17 93 WXL	2.3	2.5	2.5	2.7
2.0 TDCi DPF (100 kW)	225/40 R 18 92 WXL	2.3	2.3	2.5	2.7

Focus Turnier 99-05

1.4 16V (55 kW),	⊙ 175/70 R 14 84 T/H	2.2	2.2	2.2	3.1
1.6 16V (74 kW)	185/65 R 14 86 T/H	2.2	2.2	2.2	3.1
	195/60 R 15 88 H	2.2	2.2	2.2	3.1
	195/55 R 15 85 H ^Δ	2.0	2.0	2.2	3.1
	205/50 R 16 87 V ^Δ	2.2	2.2	2.3	3.1
	215/40 R 17 83 V ^Δ	2.2	2.2	2.3	3.1



Ford					
1.8 16V (85 kW)	⊙ 185/65 R 14 86 T/H	2.2	2.2	2.2	3.1
	195/60 R 15 88 H	2.2	2.2	2.2	3.1
	195/55 R 15 85 H ^Δ	2.0	2.0	2.2	3.1
	205/50 R 16 87 V ^Δ	2.2	2.2	2.3	3.1
	215/40 R 17 83 V ^Δ	2.2	2.2	2.3	3.1
2.0 16V (96 kW)	⊙ 195/60 R 15 88 H	2.2	2.2	2.2	3.1
	195/55 R 15 85 H ^Δ	2.0	2.0	2.2	3.1
	205/50 R 16 87 V ^Δ	2.2	2.2	2.3	3.1
	215/40 R 17 83 V ^Δ	2.2	2.2	2.3	3.1
2.0 ST 170 (127 kW)	⊙ 215/45 R 17 87 W	2.2	2.0	2.4	3.1
1.8 DI (55 kW)	⊙ 175/70 R 14 84 T/H	2.2	2.2	2.4	3.1
	185/65 R 14 86 T/H	2.2	2.2	2.3	3.1
	195/60 R 15 88 H	2.2	2.2	2.3	3.1
	195/55 R 15 85 H ^Δ	2.0	2.0	2.4	3.1
	205/50 R 16 87 V ^Δ	2.2	2.2	2.3	3.1
	215/40 R 17 83 V ^Δ	2.2	2.2	2.3	3.1
1.8 DI (66 kW), 1.8 TDCi (74 kW), 1.8 TDCi (85 kW)	⊙ 185/65 R 14 86 H	2.2	2.2	2.3	3.1
	195/60 R 15 88 H	2.2	2.2	2.3	3.1
	195/55 R 15 85 H ^Δ	2.0	2.0	2.4	3.1
	205/50 R 16 87 H ^Δ	2.2	2.2	2.3	3.1
	215/40 R 17 83 V ^Δ	2.2	2.2	2.3	3.1
Focus II Turnier 05-					
1.4 16V (59 kW),	⊙ 195/65 R 15 91 V	2.1	2.3	2.4	2.8
1.6 16V (74 kW),	205/55 R 16 91 V	2.1	2.3	2.4	2.8
1.6 Ti-VCT (85 kW),	205/50 R 17 89 W ^Δ	2.3	2.3	2.5	2.8
1.8 Ti-VCT (92 kW),	225/40 R 18 88 W ^Δ	2.3	2.3	2.5	2.8
2.0 16V (107 kW)					
1.6 TDCi (66 kW),	⊙ 195/65 R 15 91 V	2.1	2.3	2.4	2.8
1.6 TDCi (80 kW),	205/55 R 16 91 V	2.3	2.3	2.4	2.8
1.8 TDCi (85 kW),	205/50 R 17 89 W ^Δ	2.3	2.3	2.5	2.8
2.0 TDCi (100 kW)	225/40 R 18 88 W ^Δ	2.3	2.3	2.5	2.8
Focus C-Max 03-					
1.6 16V (74 kW),	⊙ 195/65 R 15 91 V	2.3	2.3	2.6	3.0
1.8 16V (88 kW),	205/55 R 16 91 V	2.3	2.3	2.6	3.0
1.8 (92 kW)	205/50 R 17 93 WXL	2.3	2.3	2.6	3.0
	225/40 R 18 92 WXL	2.5	2.3	2.6	3.0
2.0 16V (107 kW)	⊙ 205/55 R 16 91 V	2.3	2.3	2.6	3.0
	205/50 R 17 93 WXL	2.3	2.3	2.6	3.0
	225/40 R 18 92 WXL	2.5	2.3	2.6	3.0
1.6 TDCi (66 kW),	⊙ 205/55 R 16 91 V	2.5	2.3	2.6	3.0
1.6 TDCi (80 kW),	205/50 R 17 93 WXL	2.5	2.3	2.6	3.0
2.0 TDCi (100 kW)	225/40 R 18 92 WXL	2.5	2.3	2.6	3.0
Mondeo 00-					
1.8 16V (81 kW),	⊙ 205/55 R 16 91 V	2.4	2.4	2.7	3.1
1.8 16V (92 kW),	205/50 R 17 93 WXL	2.4	2.4	2.7	3.1
1.8 SCi (96 kW),	225/40 R 18 92 YXL ^{▽▽}	2.2	2.2	2.7	3.0
2.0 16V (107 kW)					



Ford

2.5 V6 (125 kW),	⊙ 205/55 R 16 91 V/W	2.3	2.1	2.4	2.8
3.0 V6 (150 kW) 04-	205/50 R 17 93 WXL	2.3	2.1	2.5	2.8
	225/40 R 18 92 YXL ^{▽▽}	2.4	2.1	2.6	2.8
2.0 TDDi (66 kW),	⊙ 205/55 R 16 91 V	2.3	2.1	2.4	2.8
2.0 TDCi (85 kW),	205/50 R 17 93 WXL	2.4	2.2	2.6	2.8
2.0 TDCi - Schaltung (96 kW),	225/40 R 18 92 YXL ^{▽▽}	2.5	2.3	2.7	2.8
2.2 TDCi (114 kW) 04-					
2.0 TDCi - Autom. (96 kW)	⊙ 205/55 R 16 91 V	2.3	2.1	2.6	2.8
	205/50 R 17 93 WXL	2.5	2.3	2.7	2.8
	225/40 R 18 92 YXL ^{▽▽}	2.6	2.3	2.8	2.8
3.0 24V ST 220 (166 kW)	⊙ 225/40 R 18 92 YXL ^{▽▽}	2.3	2.1	2.5	2.8

Mondeo Turnier (SW) 00-

1.8 16V (81 kW),	⊙ 205/55 R 16 91 V	2.1	2.1	2.4	2.8
1.8 16V (92 kW),	205/50 R 17 93 WXL	2.1	2.1	2.5	2.8
1.8 SCi (96 kW),	225/40 R 18 92 YXL ^{▽▽}	2.2	2.1	2.4	2.9
2.0 16V (107 kW)					
2.5 V6 (125 kW),	⊙ 205/55 R 16 91 V/W	2.3	2.1	2.4	2.8
3.0 V6 (150 kW)	205/50 R 17 93 WXL	2.3	2.1	2.5	2.8
	225/40 R 18 92 YXL ^{▽▽}	2.4	2.1	2.6	2.9
2.0 TDDi (66 kW),	⊙ 205/55 R 16 91 V	2.3	2.1	2.4	2.8
2.0 TDCi (85 kW),	205/50 R 17 93 WXL	2.4	2.2	2.6	2.8
2.0 TDCi - Schaltung (96 kW),	225/40 R 18 92 YXL ^{▽▽}	2.5	2.3	2.7	2.9
2.2 TDCi (114 kW) 04-					
2.0 TDCi - Autom. (96 kW)	⊙ 205/55 R 16 91 V	2.3	2.1	2.6	2.8
	205/50 R 17 93 WXL	2.5	2.3	2.7	2.8
	225/40 R 18 92 YXL ^{▽▽}	2.6	2.3	2.8	2.9
3.0 24V ST 220 (166 kW)	⊙ 225/40 R 18 92 YXL ^{▽▽}	2.3	2.1	2.5	2.9

Probe (ECP) 94-


2.0i 16V	⊙ 205/55 R 15 88 V	2.2	1.8	2.2	1.8
2.5i 24V V6	⊙ 225/50 R 16 92 V [△]	2.2	1.8	2.2	1.8

Tourneo Connect 03-

1.8 (85 kW),	⊙ 195/65 R 15 91 T	2.2	2.5	2.2	3.0
1.8 TDCi (66 kW),	195/65 R 15 95 T ^{rf.}	2.2	2.5	2.2	3.4
1.8 TDCi (81 kW) 06-	205/55 R 16 91 H	2.2	2.5	2.2	3.0

S-Max (CD340) 06-

2.0 PFI (107 kW)	⊙ 215/60 R 16 99 VXL ^{▽▽}	2.2	2.4	2.6	3.1
	225/55 R 16 99 WXL ^{▽▽}	2.2	2.4	2.6	3.1
	225/50 R 17 98 WXL ^{▽▽}	2.2	2.2	2.6	3.1
	225/50 R 17 98 WXL (SSR) ^{▽▽}	2.2	2.2	2.6	3.1
	235/45 R 18 98 WXL ^{▽▽}	2.2	2.2	2.6	3.1



Ford

2.5 Turbo (162 kW)	⊙ 215/60 R 16 99 WXL ^{▽▽}	2.6	2.6	2.8	3.1
	225/55 R 16 99 WXL ^{▽▽}	2.6	2.6	2.8	3.1
	225/50 R 17 98 WXL ^{▽▽}	2.6	2.6	2.8	3.1
	225/50 R 17 98 WXL (SSR) ^{▽▽}	2.2	2.2	2.6	3.1
	235/45 R 18 98 WXL ^{▽▽}	2.6	2.6	2.8	3.1
2.0 TDCi (96 kW), 2.0 TDCi (103 kW)	⊙ 215/60 R 16 99 VXL ^{▽▽}	2.4	2.4	2.6	3.1
	225/55 R 16 99 WXL ^{▽▽}	2.4	2.2	2.6	3.1
	225/50 R 17 98 WXL ^{▽▽}	2.4	2.2	2.6	3.1
	225/50 R 17 98 WXL (SSR) ^{▽▽}	2.4	2.2	2.6	3.1
	235/45 R 18 98 WXL ^{▽▽}	2.4	2.2	2.6	3.1

Galaxy (WGR) 95- /00-

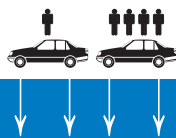
2.0 (85 kW),	⊙ 195/65 R 15 95 H rf.	2.3	2.7	2.5	3.4	
2.3 16V (107 kW),	205/60 R 15 95 H rf.	2.3	2.7	2.5	3.4	
1.9 TDI (66 kW),	215/60 R 15 94 H [△]	2.2	2.5	2.3	3.0	
1.9 TD (85 kW),	195/60 R 16 99 H	2.7	2.5	2.9	3.2	
1.9 TDI (96 kW)	205/55 R 16 98 H ^{▽▽}	2.7	2.5	2.9	3.2	
	215/55 R 16 97 H rf.	2.3	2.7	2.5	3.4	
	225/45 R 17 94 V rf.	2.3	2.7	2.5	3.4	
	2.8 V6 (150 kW)	⊙ 205/60 R 15 95 V rf. ^{▽▽}	2.3	2.7	2.5	3.4
		215/60 R 15 94 V	2.2	2.5	2.3	3.0
195/60 R 16 99 V ^{▽▽}		2.7	2.5	2.9	3.2	
205/55 R 16 98 H ^{▽▽}		2.7	2.5	2.9	3.2	
215/55 R 16 97 V rf. ^{▽▽}		2.3	2.7	2.5	3.4	
225/45 R 17 94 V rf.	2.3	2.7	2.5	3.4		

Galaxy (CD340) 06-

2.0 PFI (107 kW)	⊙ 215/60 R 16 99 VXL ^{▽▽}	2.2	2.4	2.6	3.1
	225/55 R 16 99 WXL ^{▽▽}	2.2	2.4	2.6	3.1
	225/50 R 17 98 WXL ^{▽▽}	2.2	2.2	2.6	3.1
	225/50 R 17 98 WXL (SSR) ^{▽▽}	2.2	2.2	2.6	3.1
	235/45 R 18 98 WXL ^{▽▽}	2.2	2.2	2.6	3.1
1.8 TDCi (74 kW), 2.0 TDCi (96 kW), 2.0 TDCi (103 kW)	⊙ 215/60 R 16 99 VXL ^{▽▽}	2.4	2.4	2.6	3.1
	225/55 R 16 99 WXL ^{▽▽}	2.4	2.4	2.6	3.1
	225/50 R 17 98 WXL ^{▽▽}	2.4	2.2	2.6	3.1
	225/50 R 17 98 WXL (SSR) ^{▽▽}	2.4	2.2	2.6	3.1
	235/45 R 18 98 WXL ^{▽▽}	2.4	2.2	2.6	3.1

Windstar (A 3) 95- /98-

3.0 V6	⊙ 205/70 R 15 96 H ^{▽▽}	2.4	2.4	2.4	2.4
	215/70 R 15 98 H ^{▽▽}	2.2	2.2	2.2	2.2



Honda

Logo (GA 3) 99-02

1.3i (48 kW)	⊙ 175/70 R 13 82 T	2.0	1.8	2.0	2.2
	175/65 R 14 82 H	2.0	1.8	2.0	2.2

Insight (ZE) 00-

1.0 Hybrid/IMA (56 kW)	⊙ 165/65 R 14 79 T	2.4	2.4	2.5	2.5
------------------------	--------------------	-----	-----	-----	-----

Jazz (GD) 02-

1.3 (61 kW)	⊙ 175/65 R 14 82 T	2.2	2.1	2.3	2.3
	185/55 R 15 82 H ^Δ	2.2	2.1	2.3	2.3
1.2 (57 kW)	⊙ 175/65 R 14 82 T	2.2	2.1	2.3	2.3

Civic (VI) 01- /03-05

1.3 DSi IMA (61 kW)	⊙ 195/60 R 15 88 T ^Δ	2.1	2.1	2.2	2.2
	205/55 R 16 91 V	2.1	2.1	2.2	2.2
1.4 16V (66 kW)	185/70 R 14 88 H	2.1	2.1	2.2	2.2
	⊙ 195/60 R 15 88 H	2.1	2.1	2.2	2.2
	205/55 R 16 91 V	2.1	2.1	2.2	2.2
1.6 16V (81 kW)	185/70 R 14 88 H	2.1	2.1	2.2	2.2
	⊙ 195/60 R 15 88 H	2.1	2.1	2.2	2.2
	205/55 R 16 91 V	2.1	2.1	2.2	2.2
2.0i (118 kW)	⊙ 195/60 R 15 88 V	2.1	2.1	2.2	2.2
	205/55 R 16 91 V	2.1	2.1	2.2	2.2
2.0 Type R (147 kW)	⊙ 205/45 R 17 84 W ^Δ	2.3	2.3	2.4	2.4
1.7 CTDi (74 kW)	⊙ 185/70 R 14 88 H	2.1	2.1	2.2	2.2
	195/60 R 15 88 H	2.1	2.1	2.2	2.2
	205/50 R 16 87 V ^Δ	2.1	2.1	2.2	2.2

Civic 06-

1.4 i-DSi (61 kW)	⊙ 205/55 R 16 91 H	2.1	2.1	2.1	2.6
1.8 i-VTEC (103 kW),	⊙ 205/55 R 16 91 V	2.1	2.1	2.1	2.6
2.2 i-CTDi (103 kW)	225/45 R 17 91 Y ^{▽▽}	2.1	2.1	2.1	2.6
	225/40 R 18 92 YXL ^{▽▽}	2.1	2.1	2.1	2.6
1.3 IMA Hybrid (70 kW)	⊙ 195/65 R 15 91 H				

Civic Coupé (VI / EM2) 01-


1.7i (88 kW), 1.7i (92 kW)	⊙ 195/60 R 15 88 H	2.1	2.1	2.2	2.2
	205/50 R 16 87 V ^Δ	2.1	2.1	2.2	2.2

FR-V 05- /07-

1.7 VTEC (92 kW)	⊙ 195/65 R 15 91 H	2.2	2.2	2.2	2.2
	205/55 R 16 91 H	2.2	2.2	2.2	2.2
2.0i-VTEC (110 kW)	⊙ 205/55 R 16 91 H	2.2	2.2	2.2	2.2
	205/50 R 17 89 W ^Δ	2.2	2.2	2.2	2.2
1.8 (103 kW) 07-,	⊙ 205/55 R 16 91 H	2.2	2.2	2.2	2.2
2.2 CDTi (103 kW)	205/50 R 17 89 W ^Δ	2.2	2.2	2.2	2.2

Stream (RN) 01-05

1.7 16V (92 kW),	⊙ 195/65 R 15 91 V	2.2	2.2	2.2	2.8
2.0 16V (115 kW)					



Honda

Accord 98- /01-02

1.8 16V (100 kW)	⊙ 195/60 R 15 88 V	2.2	2.6	2.2	2.6
2.0 16V (108 kW)	205/50 R 16 87 V ^Δ	2.2	2.6	2.2	2.6
2.3 16V (113 kW)	⊙ 205/50 R 16 87 W	2.2	2.6	2.2	2.6
2.2 16V Type R (156 kW)	⊙ 215/45 R 17 87 W	2.2	2.6	2.2	2.6
2.0 TDI (77 kW)	⊙ 195/60 R 15 88 V	2.2	2.6	2.2	2.6
	205/50 R 16 87 V ^Δ	2.2	2.6	2.2	2.6

Accord 03- /06-

2.0 16V (114 kW)	⊙ 195/65 R 15 91 V	2.2	2.6	2.2	2.6
	205/55 R 16 91 V	2.2	2.6	2.2	2.6
	225/45 R 17 91 V ^Δ	2.2	2.6	2.2	2.6
2.4 16V (140 kW)	⊙ 205/55 R 16 91 V	2.2	2.6	2.2	2.6
	225/45 R 17 91 W	2.2	2.6	2.2	2.6
	225/40 R 18 88 W ^Δ	2.2	2.6	2.2	2.6
2.2 i-CTDi (103 kW)	⊙ 205/55 R 16 91 V	2.2	2.6	2.2	2.6
	225/45 R 17 91 W	2.2	2.6	2.2	2.6
	225/40 R 18 88 W ^Δ	2.2	2.6	2.2	2.6

Accord Tourer 03- /06-

2.0 16V (114 kW)	⊙ 195/65 R 15 91 V	2.2	2.6	2.2	2.8
	205/55 R 16 91 V	2.2	2.6	2.2	2.8
	225/45 R 17 91 V ^Δ	2.2	2.6	2.2	2.8
2.4 16V (140 kW)	⊙ 205/55 R 16 91 V	2.2	2.6	2.2	2.8
	225/45 R 17 91 W	2.2	2.6	2.2	2.8
2.2 i-CTDi (103 kW)	⊙ 205/55 R 16 91 V	2.2	2.6	2.2	2.8
	225/45 R 17 91 W	2.2	2.6	2.2	2.8

Accord Coupé 98-

2.0 16V (108 kW)	⊙ 195/65 R 15 91 V	2.4	2.1	2.6	2.5
3.0 iV6 (147 kW)	⊙ 205/55 R 16 91 V	2.4	2.1	2.6	2.5

Legend 96- /99-04

3.5 iV6 24V (153 kW)	⊙ 215/55 R 16 93 W	2.2	2.2	2.6	2.5
----------------------	--------------------	-----	-----	-----	-----

Legend 05-

3.5 V6 (217 kW)	235/50 R 17 96 W ^{▽▽}
-----------------	--------------------------------

Integra Type R 01-

2.0 16V (162 kW)	⊙ 215/45 ZR 17	2.4	2.3	2.5	2.3
------------------	----------------	-----	-----	-----	-----

S 2000 Roadster (AP) 99-

2.0 16V (177 kW)	⊙ 205/55 R 16 91 WVA	2.2	2.2		
	⊙ 225/50 R 16 92 WHA		2.2		2.2
	215/45 R 17 87 WVA	2.2		2.2	
	245/40 R 17 91 WHA		2.2		2.2

NSX Coupé 97- /01-, NSX-T Cabrio 97- /01-

3.2 V6 24V (206 kW)	⊙ 215/45 ZR 16 VA ^{▽▽}	2.3		2.3	
	⊙ 245/40 ZR 17 HA		2.8		2.8
	215/40 R 17 83 YVA ^{▽▽}	2.3		2.3	
	255/40 R 17 94 YHA ^{▽▽}		2.8		2.8



Hyundai

Atos (MX) 98- / 01-

1.0 (40 kW), 1.1 (46 kW)	⊙ 155/70 R 13 75 T	2.1	2.1	2.2	2.2
	175/60 R 13 77 T	2.1	2.1	2.2	2.2

Atos Prime (MX) 01-

1.0 (40 kW), 1.1 (46 kW)	⊙ 155/70 R 13 75 T	2.1	2.1	2.2	2.2
	175/60 R 13 77 T	2.1	2.1	2.2	2.2

Getz (FC) 02-06

1.1 (46 kW), 1.3 (60 kW)	⊙ 155/80 R 13 79 T	2.1	2.1	2.3	2.3
	175/65 R 14 82 T	2.1	2.1	2.3	2.3
1.6 (77 kW)	⊙ 175/65 R 14 82 T	2.1	2.1	2.3	2.3
	185/55 R 15 82 H ^Δ	2.1	2.1	2.3	2.3
1.5 CRDI (59 kW) 03-	⊙ 175/65 R 14 82 T	2.1	2.1	2.3	2.3
	185/55 R 15 82 H ^Δ	2.1	2.1	2.3	2.3

Getz (TB) 06-

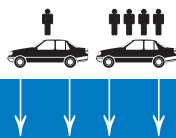
1.1 (49 kW)	⊙ 165/65 R 14 79 T	2.1	2.1	2.3	2.3
	175/65 R 14 82 T	2.1	2.1	2.3	2.3
	185/55 R 15 82 T ^Δ	2.1	2.1	2.3	2.3
1.4 (71 kW)	⊙ 175/65 R 14 82 T	2.1	2.1	2.3	2.3
	185/55 R 15 82 T ^Δ	2.1	2.1	2.3	2.3
1.4 Cross (71 kW) 06-	⊙ 195/45 R 16 84 VXL ^{▽▽}				
1.6 (78 kW)	⊙ 185/55 R 15 82 T ^Δ	2.1	2.1	2.3	2.3
1.5 CRDI (65 kW)	⊙ 175/65 R 14 82 T	2.2	2.2	2.3	2.3
	185/55 R 15 82 T ^Δ	2.2	2.2	2.3	2.3

Accent (LC) 99- / 02-06

1.3 12V (55 kW), 1.5 12V (65 kW)	⊙ 175/70 R 13 82 T	2.1	2.1	2.1	2.1
1.3 (63 kW) 02-	⊙ 175/70 R 13 82 T	2.1	2.1	2.1	2.1
	185/60 R 14 82 T	2.1	2.1	2.1	2.1
	185/55 R 15 82 H ^Δ	2.1	2.1	2.1	2.1
1.5 (75 kW)	175/70 R 13 82 T	2.1	2.1	2.1	2.1
	⊙ 185/60 R 14 82 T	2.1	2.1	2.1	2.1
1.5 CRDI (60 kW) 02-	⊙ 175/70 R 13 82 T	2.1	2.1	2.1	2.1
	185/60 R 14 82 T	2.1	2.1	2.1	2.1

Accent (MC) 06-

1.4 (71 kW), 1.6 (82 kW)	⊙ 175/70 R 14 84 T	2.1	2.1	2.3	2.3
	185/65 R 14 86 T	2.1	2.1	2.3	2.3
	195/55 R 15 85 V	2.1	2.1	2.3	2.3
	205/45 R 16 83 V	2.2	2.2	2.4	2.4
1.5 CRDi (81 kW)	⊙ 175/70 R 14 84 T	2.2	2.2	2.3	2.3
	185/65 R 14 86 T	2.2	2.2	2.3	2.3
	195/55 R 15 85 V	2.2	2.2	2.3	2.3
	205/45 R 16 83 V	2.3	2.3	2.4	2.4



Hyundai

Elantra (XD) 00- /03-

1.6 16V (77 kW),	⊙ 185/65 R 15 88 H	2.0	2.0	2.0	2.0
2.0 CRDi 16V (83 kW)	195/60 R 15 88 H	2.0	2.0	2.0	2.0
2.0 16V (105 kW)	⊙ 185/65 R 15 88 V ^{▽▽}	2.0	2.0	2.0	2.0
	195/60 R 15 88 V	2.0	2.0	2.0	2.0
	205/45 R 17 88 VXL [△]	2.4	2.4	2.4	2.4

Matrix (FC) 01-

1.6 (76 kW)	⊙ 185/65 R 14 86 T	2.1	2.1	2.5	2.5
	195/55 R 15 85 T [△]	2.1	2.1	2.5	2.5
	205/55 R 15 88 T [△]	2.1	2.1	2.5	2.5
	215/45 R 16 86 T ^{▽▽}	2.1	2.1	2.5	2.5
1.8 (90 kW)	⊙ 195/55 R 15 85 H [△]	2.1	2.1	2.5	2.5
	205/55 R 15 88 H [△]	2.1	2.1	2.5	2.5
	215/45 R 16 86 H ^{▽▽}	2.1	2.1	2.5	2.5
1.5 CRDi (60 kW),	⊙ 195/55 R 15 85 H [△]	2.1	2.1	2.5	2.5
1.5 CRDi (75 kW)	205/55 R 15 88 H [△]	2.1	2.1	2.5	2.5
	215/45 R 16 86 H ^{▽▽}	2.1	2.1	2.5	2.5

Sonata 01-05

2.0 16V (98 kW)	⊙ 205/65 R 15 94 H	2.1	2.1	2.3	2.3
	205/60 R 16 92 H [△]	2.1	2.1	2.3	2.3
2.7 V6 24V (131 kW)	⊙ 205/65 R 15 94 V	2.1	2.1	2.3	2.3
	205/60 R 16 92 V	2.1	2.1	2.3	2.3

Sonata (NF) 05-


2.4 (119 kW),	⊙ 215/60 R 16 95 V ^{▽▽}	2.2	2.2	2.4	2.4
2.0 CRDi (103 kW) 06-	225/50 R 17 94 V [△]	2.2	2.2	2.4	2.4
	225/45 R 18 91 V ^{▽▽}	2.2	2.2	2.4	2.4
	225/40 R 19 VXL ^{▽▽}	2.2	2.2	2.4	2.4
3.3 V6 (173 kW)	⊙ 215/60 R 16 95 W ^{▽▽}	2.2	2.2	2.4	2.4
	225/50 R 17 94 W	2.2	2.2	2.4	2.4
	225/45 R 18 91 W ^{▽▽}	2.2	2.2	2.4	2.4
	225/40 R 19 WXL ^{▽▽}	2.2	2.2	2.4	2.4

Grandeur (TG) 05-

3.3 V6 (173 kW)	225/60 R 16 98 W	2.1	2.1	2.2	2.2
	⊙ 235/55 R 17 99 W ^{▽▽}	2.1	2.1	2.2	2.2
2.2 CRDi (114 kW) 07-	⊙ 225/60 R 16 98 V [△]	2.1	2.1	2.2	2.2
	235/55 R 17 99 V ^{▽▽}	2.1	2.1	2.2	2.2

Coupé (RD/J-2) 96-02

2.0 16V (102 kW)	⊙ 195/60 R 14 86 V ^{▽▽}	2.0	2.0	2.0	2.0
	205/50 R 15 86 V	2.0	2.0	2.0	2.0
	205/45 R 16 83 V	2.0	2.0	2.0	2.0
	215/40 R 16 82 V [△]	2.0	2.0	2.0	2.0



Hyundai

Coupé (GK) 02-

2.0 16V (105 kW)	195/65 R 15 91 V	2.1	2.1	2.1	2.1
	⊙ 205/55 R 16 91 V	2.1	2.1	2.3	2.3
	215/45 R 17 87 V ^Δ	2.1	2.1	2.3	2.3
2.7 V6 (123 kW)	205/55 R 16 91 V	2.1	2.1	2.1	2.1
	⊙ 215/45 R 17 87 V ^Δ	2.1	2.1	2.1	2.1

XG 30 99-03

3.0 V6 (134 kW)	⊙ 205/65 R 15 94 V	2.1	2.1	2.3	2.3
-----------------	--------------------	-----	-----	-----	-----

XG 350 03-05

3.5 V6 (145 kW)	⊙ 205/65 R 15 94 V	2.1	2.1	2.3	2.3
	205/60 R 16 92 V	2.1	2.1	2.3	2.3

H 1 Starex 97-

2.4 (82 kW),	⊙ 195 R 14 106 Q	2.8	2.8	2.8	2.8
2.5 TCl (73 kW)	205/70 R 15 104 R ^{▽▽}	2.8	2.8	2.8	2.8
	205/70 R 15 106 R ^{▽▽}	2.8	2.8	2.8	2.8
2.5 TD (74 kW),	195 R 14 106 Q	2.8	2.8	2.8	2.8
2.5 CRD (103 kW)	205/70 R 15 104 R ^{▽▽}	2.8	2.8	2.8	2.8

Trajet (FO) 00- /04-

2.0 16V (100 kW),	⊙ 215/65 R 15 96 H	2.2	2.2	2.4	2.4
2.0 CVVT (103 kW) 04-,					
2.7 V6 24V (127 kW),					
2.0 CRDi (83 kW)					


Jaguar

X-Type (X400/CF1) 01-

2.0 V6 (115 kW)	⊙ 205/55 R 16 91 V	2.4	2.2	2.4	2.2
	205/50 R 17 93 YXL ^{▽▽}	2.5	2.3	2.5	2.3
	225/45 R 17 94 WXL	2.6	2.5	2.6	2.5
	225/40 R 18 92 YXL ^{▽▽}	2.6	2.4	2.6	2.4
2.5 V6 (144 kW)	⊙ 205/55 R 16 91 W	2.6	2.4	2.6	2.4
	225/45 R 17 94 WXL	2.6	2.5	2.6	2.5
	225/40 R 18 92 YXL ^{▽▽}	2.8	2.4	2.8	2.4
3.0 V6 (169 kW)	⊙ 225/45 R 17 94 WXL	2.6	2.5	2.6	2.5
	225/40 R 18 92 YXL ^{▽▽}	2.8	2.4	2.8	2.4
2.0 CRD (96 kW),	⊙ 205/55 R 16 91 V	2.4	2.2	2.4	2.2
2.2 CRD (107 kW)	225/45 R 17 94 WXL	2.5	2.3	2.5	2.3
	225/40 R 18 92 VXL ^Δ	2.6	2.4	2.6	2.4

X-Type Estate (CF1) 04-

2.5 V6 (144 kW),	⊙ 225/45 R 17 91 W	2.6	2.4	2.6	2.4
3.0 V6 (169 kW)	225/40 R 18 92 WXL	2.8	2.4	2.8	2.4
	245/40 R 18 93 W	2.6	2.4	2.6	2.4
2.0 CRD (96 kW),	⊙ 205/55 R 16 91 V	2.4	2.2	2.4	2.2
2.2 CRD (107 kW)	225/45 R 17 91 V ^Δ	2.6	2.5	2.6	2.5
	225/40 R 18 92 VXL ^Δ	2.6	2.4	2.6	2.4
	245/40 R 18 93 V ^Δ	2.4	2.2	2.4	2.2



Jaguar

S-Type (X200/CCX) 02-05/06-

2.5 V6 (147 kW) -05,	⊙ 205/60 ZR 16 ▽▽	2.2	2.2	2.6	2.9
3.0 V6 (175 kW) -05,	225/55 ZR 16	2.2	2.2	2.6	2.9
4.0 V8 (203 kW) -05					
3.0 V6 (175 kW) 05-,	235/50 ZR 17 W▽▽	2.1	2.1	2.6	2.6
2.7 V6 D (152 kW) 05-	245/45 ZR 17	2.1	2.1	2.6	2.6
	245/40 ZR 18 YXL▽▽	2.1	2.1	2.5	2.5
	245/35 ZR 19 YXL▽▽	2.5	2.6	2.8	3.0
4.2 V8 (219 kW),	⊙ 245/40 ZR 18 VA XL▽▽	2.5		2.5	
4.2 V8 R (291 kW)	⊙ 275/35 ZR 18 HA XL▽▽		2.8		2.8
	245/35 ZR 19 YVA XL▽▽	2.5		2.5	
	275/30 ZR 19 YHA XL▽▽		2.7		2.7

XJ (NAW/NBW) 97-02

3.2 V8 32V (174 kW)	⊙ 225/60 R 16 98 W	2.2	2.4	2.2	2.4
	225/55 R 16 95 W	2.2	2.4	2.2	2.4
	235/50 R 17 96 Y▽▽	2.2	2.4	2.2	2.4
4.0 V8 32V (209 kW)	⊙ 235/50 ZR 17 Y▽▽	2.2	2.4	2.2	2.4
	255/40 ZR 18 Y▽▽	2.2	2.4	2.2	2.4
	255/35 R 19 96 YXL▽▽	2.4	2.6	2.4	2.6
4.0 V8 Kompr.	⊙ 255/40 ZR 18 Y▽▽	2.2	2.4	2.2	2.4
XJR (267 kW)	255/35 R 19 96 YXL▽▽	2.4	2.6	2.4	2.6

XJ (X350/N3) 02-

2.5 V6 (147 kW)	⊙ 225/60 R 16 98 V△	2.2	2.3	2.2	2.3
	225/55 R 16 95 V	2.2	2.3	2.2	2.3
	235/50 R 17 96 V▽▽	2.2	2.3	2.2	2.3
3.0 V6 XJ 6 (175 kW),	⊙ 235/55 R 17 99 W▽▽	2.2	2.3	2.2	2.3
3.5 V8 XJ 8 (190 kW),	235/50 R 18 97 W▽▽	2.5	2.6	2.5	2.6
2.7 V6 TD (152 kW)	255/40 R 19 96 Y▽▽	2.2	2.3	2.2	2.3
	255/35 ZR 20 Y▽▽	2.3	2.5	2.3	2.5
4.2 V8 XJ 8 (219 kW),	⊙ 235/55 R 17 99 W▽▽	2.2	2.3	2.2	2.3
4.2 Super V8 XJR (291 kW)	235/50 R 18 97 W▽▽	2.5	2.6	2.5	2.6
	255/40 R 19 96 Y▽▽	2.2	2.3	2.2	2.3
	255/35 ZR 20 Y▽▽	2.3	2.5	2.3	2.5

XK (X100/QEV/QDV) -02/02-06

4.0 V8 XK 8 (209 kW),	⊙ 245/50 ZR 17 Y▽▽	2.2	2.3	2.2	2.3
4.2 V8 (219 kW) 02-,	245/45 ZR 18 YVA▽▽	2.2		2.2	
4.0 V8 Kompr. XKR	255/45 ZR 18 YHA▽▽		2.3		2.3
(267 kW) 98-,	245/40 R 19 94 YVA▽▽	2.2		2.2	
4.2 V8 XKR (291 kW)	255/40 R 19 96 YHA▽▽		2.3		2.3
	255/35 ZR 20 YVA XL▽▽	2.2		2.2	
	285/30 ZR 20 YHA XL▽▽		2.1		2.1

XK (X150/QQ6) 06-

4.2 V8 (219 kW)	⊙ 245/45 ZR 18 YVA XL▽▽	2.1		2.1	
	⊙ 275/40 ZR 18 YHA XL▽▽		2.3		2.3
	245/40 ZR 19 YVA▽▽	2.1		2.1	
	275/35 ZR 19 YHA▽▽		2.3		2.3
	255/35 ZR 20 YVA XL▽▽	2.1		2.1	
	285/30 ZR 20 YHA XL▽▽		2.3		2.3



Jaguar

4.2 V8 Kompr. XKR (306 kW)	⊙ 245/40 ZR 19 YVA ^{▽▽}	2.1	2.1		
	⊙ 275/35 ZR 19 YHA ^{▽▽}		2.3	2.3	
	255/35 ZR 20 YVA XL ^{▽▽}	2.1		2.1	
	285/30 ZR 20 YHAXL ^{▽▽}		2.3		2.3

Kia

Picanto (BA) 04–

1.1 (48 kW)	⊙ 155/70 R 13 75 T	2.1	2.1	2.2	2.2
	165/60 R 14 75 T [△]	2.1	2.1	2.2	2.2
	175/50 R 15 75 T ^{▽▽}	2.1	2.1	2.2	2.2
1.1 CRDi (55 kW)	⊙ 175/60 R 14 79 H ^{▽▽}	2.1	2.1	2.2	2.2

Rio 00–05

1.3 16V (60 kW),	⊙ 155/80 R 13 79 T	2.1	2.1	2.1	2.3
1.5 16V (72 kW)	175/70 R 13 82 T	2.1	2.1	2.1	2.3
	175/65 R 14 82 T	2.1	2.1	2.1	2.3

Rio (DE) 05–

1.4 MPI (71 kW),	⊙ 175/70 R 14 84 T	2.1	2.1	2.3	2.3
1.6 MPI (82 kW)	185/65 R 14 86 H	2.1	2.1	2.3	2.3
	195/55 R 15 85 V	2.1	2.1	2.3	2.3
1.5 CRDi (81 kW)	⊙ 175/70 R 14 84 T	2.2	2.2	2.3	2.3
	185/65 R 14 86 H	2.2	2.2	2.3	2.3
	195/55 R 15 85 V	2.2	2.2	2.3	2.3

Carens 00–02

1.8 (80 kW)	⊙ 185/65 R 14 86 H	2.2	2.3	2.3	2.4
-------------	--------------------	-----	-----	-----	-----

Carens (FC) 02–06


1.6 (77 kW), 1.8 (93 kW),	⊙ 195/60 R 15 88 H	2.2	2.2	2.2	2.3
2.0 CRDi (83 kW)	205/60 R 15 91 H	2.2	2.2	2.2	2.3

Carens 06–

2.0 CVVT (106 kW),	⊙ 205/65 R 15 94 H	2.2	2.2	2.2	2.3
2.0 CRDi (103 kW)	205/60 R 16 92 H [△]	2.2	2.2	2.2	2.3
	225/50 R 17 94 V [△]	2.2	2.2	2.2	2.3

Cerato (FE) 04–06

1.6 16V (77 kW),	⊙ 185/65 R 15 88 H	2.1	2.1	2.4	2.4
1.5 CRDi (75 kW),	195/60 R 15 88 H	2.1	2.1	2.4	2.4
2.0 CRDi (83 kW)	205/50 R 16 87 H [△]	2.1	2.1	2.4	2.4
	205/45 R 17 88 WXL	2.5	2.5	2.8	2.8
2.0 CVVT (105 kW)	⊙ 185/65 R 15 88 V ^{▽▽}	2.1	2.1	2.4	2.4
	195/60 R 15 88 V	2.1	2.1	2.4	2.4
	205/50 R 16 87 V [△]	2.1	2.1	2.4	2.4
	205/45 R 17 88 WXL	2.5	2.5	2.8	2.8



Kia

Cee'd (ED) 07-

1.4 CVVT (80 kW),	185/65 R 15 88 H	2.2	2.2	2.2	2.2
1.6 CRDi (66 kW)	⊙ 195/65 R 15 91 H	2.2	2.2	2.2	2.2
	205/55 R 16 91 V	2.2	2.2	2.2	2.2
	225/45 R 17 91 W	2.2	2.2	2.2	2.2
1.6 CVVT (90 kW),	⊙ 195/65 R 15 91 H	2.2	2.2	2.2	2.2
1.6 CRDi (85 kW)	205/55 R 16 91 V	2.2	2.2	2.2	2.2
	225/45 R 17 91 W	2.2	2.2	2.2	2.2
2.0 CVVT (105 kW),	⊙ 205/55 R 16 91 V	2.2	2.2	2.2	2.2
2.0 CRDi (103 kW)	225/45 R 17 91 W	2.2	2.2	2.2	2.2

Shuma (FB) 98- / 01-04

1.5 16V (65 kW)	⊙ 175/70 R 13 82 T	2.0	1.9	2.4	2.2
	185/65 R 14 86 H	2.0	1.9	2.4	2.2
1.6 16V (75 kW),	⊙ 185/65 R 14 86 H	2.0	2.0	2.0	2.2
1.8 16V (84 kW)	195/60 R 14 86 H	2.0	2.0	2.0	2.2

Magentis (GD) 01-06

2.0 16V (100 kW)	195/70 R 14 91 H	2.1	2.1	2.3	2.3
	⊙ 205/60 R 15 91 V	2.1	2.1	2.3	2.3
2.5 V6 24V (124 kW)	195/70 R 14 91 H	2.1	2.1	2.3	2.3
	⊙ 205/60 R 15 91 V	2.1	2.1	2.3	2.3

Magentis (GE) 06-

2.0 CVVT (106 kW),	⊙ 205/60 R 16 92 V	2.1	2.1	2.3	2.3
2.0 CRDi (103 kW)	215/50 R 17 91 V ^Δ	2.1	2.1	2.3	2.3
2.7 V6 (138 kW)	⊙ 205/60 R 16 92 W ^{▽▽}	2.1	2.1	2.3	2.3
	215/50 R 17 91 W	2.1	2.1	2.3	2.3

Opirus (LD) 03- / 07-

3.5 V6 (149 kW)	⊙ 225/55 R 17 97 W ^Δ	2.4	2.0	2.6	2.1
3.8 (196 kW) 07-	⊙ 235/55 R 17 99 V ^{▽▽}				

Joice (MT) 00-05


2.0 (102 kW)	⊙ 195/70 R 14 91 T ^Δ	2.2	2.2	2.3	2.3
--------------	---------------------------------	-----	-----	-----	-----

Carnival (UP) 99- / 01-06

2.5 V6 (121 kW),	205/70 R 15 96 H ^{▽▽}	2.4	2.4	2.4	2.4
2.9 TD (93 kW)	⊙ 215/65 R 15 96 H	2.4	2.4	2.4	2.4
2.5 V6 (110 kW) 01-,	⊙ 215/65 R 15 96 H	2.5	2.5	2.5	2.5
2.9 CRDi (106 kW) 01-					

Carnival (MB) 06-

2.7 V6 (139 kW),	⊙ 225/70 R 16 102 V ^{▽▽}	2.4	2.4	2.4	2.4
2.9 CRDi (136 kW)	235/60 R 17 102 V ^{▽▽}	2.4	2.4	2.4	2.4



Lancia

Y (840) 96-03

1.1 (40 kW)	⊙ 165/65 R 14 79 T	2.0	1.9	2.2	2.2
	185/60 R 14 82 T	2.0	1.9	2.2	2.2
	195/50 R 15 82 V	2.0	1.9	2.2	2.2
1.2 (44 kW)	⊙ 165/65 R 14 79 T	2.0	1.9	2.2	2.2
	185/60 R 14 82 T	2.0	1.9	2.2	2.2
	195/50 R 15 82 V	2.0	1.9	2.2	2.2
1.2 16V (59 kW)	165/65 R 14 79 T	2.0	1.9	2.2	2.2
	⊙ 185/60 R 14 82 T	2.0	1.9	2.2	2.2
	195/50 R 15 82 V	2.0	1.9	2.2	2.2

Ypsilon (843) 03- / 06-

1.2 (44 kW)	165/70 R 14 81 T	2.0	1.9	2.2	2.2
	⊙ 185/65 R 14 86 T	2.0	1.9	2.2	2.2
	195/55 R 15 85 H ^Δ	2.0	1.9	2.2	2.2
	195/45 R 16 80 V	2.0	1.9	2.2	2.2
1.2 16V (59 kW) -06,	⊙ 185/65 R 14 86 H	2.0	1.9	2.2	2.2
1.4 (57 kW) 06-,	195/55 R 15 85 H ^Δ	2.0	1.9	2.2	2.2
1.3 D Multijet (51 kW) -06,	195/45 R 16 84 VXL ^{▽▽}				
1.3 D Multijet (55 kW) 06-					
1.4 16V (70 kW),	⊙ 185/65 R 14 86 H	2.0	1.9	2.2	2.2
1.3 D Multijet (66 kW) 06-	195/55 R 15 85 H ^Δ	2.0	1.9	2.2	2.2
	195/45 R 16 84 VXL ^{▽▽}				

Musa (350) 04-

1.4 (57 kW),	⊙ 185/65 R 14 86 T	2.2	2.1	2.3	2.3
1.3 JTD (51 kW)	195/60 R 15 88 T ^Δ	2.2	2.1	2.3	2.3
	205/50 R 16 87 V ^Δ	2.2	2.1	2.3	2.3
1.4 16V (70 kW),	⊙ 195/60 R 15 88 T ^Δ	2.2	2.1	2.3	2.3
1.3 D Multijet (66 kW),	205/50 R 16 87 V ^Δ	2.2	2.1	2.3	2.3
1.9 D Multijet (74 kW)					

Lybra (839) 99-05

1.6 16V (76 kW),	⊙ 195/65 R 15 91 H/V	2.0	2.0	2.2	2.4
1.8 16V (96 kW)	205/60 R 15 91 H/V	2.0	2.0	2.2	2.4
2.0 20V (110 kW),	⊙ 205/60 R 15 91 V	2.0	2.0	2.2	2.4
2.4 JTD (110 kW) 02-	205/55 R 16 91 V	2.0	2.0	2.2	2.4
1.9 JTD (85 kW),	⊙ 195/65 R 15 91 H/V	2.2	2.2	2.2	2.4
2.4 JTD (103 kW)	205/60 R 15 91 H/V	2.2	2.2	2.2	2.4

Lybra SW (Kombi) (839) 99-05

1.6 16V (76 kW),	⊙ 195/65 R 15 91 H/V	2.0	2.0	2.2	2.7
1.8 16V (96 kW)	205/60 R 15 91 H/V	2.0	2.0	2.2	2.7
2.0 20V (110 kW),	⊙ 205/60 R 15 91 V	2.2	2.2	2.2	2.7
2.4 JTD (110 kW) 02-	205/55 R 16 91 V	2.2	2.2	2.2	2.7
1.9 JTD (85 kW),	⊙ 195/65 R 15 91 H/V	2.2	2.2	2.2	2.7
2.4 JTD (103 kW)	205/60 R 15 91 H/V	2.2	2.2	2.2	2.7



Lancia

Thesis (841) 02-

2.4 20V (125 kW),	⊙ 215/60 R 16 95 W ^{▽▽}	2.2	2.2	2.5	2.7
2.0 20V Turbo (136 kW),	225/50 R 17 94 W	2.2	2.2	2.5	2.7
3.0 V6 (158 kW),					
3.2 V6 (169 kW) 03-					
2.4 JTD (110 kW),	⊙ 215/60 R 16 95 W ^{▽▽}	2.2	2.2	2.5	2.7
2.4 JTD (129 kW),	225/50 R 17 94 W	2.2	2.2	2.5	2.7
2.4 D Multijet (136 kW)					

Zeta (220) 95-00/(22) 00-02

2.0 16V (100 kW)	⊙ 205/65 R 15 94 H	2.5	2.5	2.5	2.5
2.1 JTD (80 kW)	⊙ 205/65 R 15 94 T [△]	2.5	2.5	2.5	2.5

Phedra (179) 02-

2.0 D Multijet (100 kW)	205/65 R 15 94 H	2.5	2.5	2.5	2.5
	⊙ 215/60 R 16 95 H ^{▽▽}	2.5	2.5	2.5	2.5
3.0 V6 (150 kW)	⊙ 215/60 R 16 95 H ^{▽▽}	2.5	2.5	2.5	2.5
2.0 JTD (79 kW),	215/65 R 15 96 H	2.5	2.5	2.5	2.5
2.0 D Multijet (88 kW),	⊙ 215/60 R 16 95 H ^{▽▽}	2.5	2.5	2.5	2.5
2.2 TD 16V (94 kW)					

Lexus

IS (XE1) 99-/01-05


2.0 IS 200 (114 kW)	⊙ 205/55 R 16 91 V	2.3	2.3	2.4	3.1
	215/45 ZR 17	2.3	2.3	2.6	3.4
3.0 IS 300 (157 kW) 01-	⊙ 205/55 R 16 91 V	2.5	2.5	2.8	2.8
	215/45 ZR 17	2.6	2.7	3.0	3.0

IS 06-

2.5 V6 IS 250 (153 kW)	⊙ 225/45 R 17 94 WVA XL	2.8		3.0	
	⊙ 245/45 R 17 95 WHA		3.0		3.2
	225/40 R 18 92 YVAXL ^{▽▽}	3.0			3.2
	255/40 R 18 95 YHA ^{▽▽}		3.2		3.4
2.2 CRD IS 220 d (130 kW)	⊙ 205/55 R 16 94 VXL ^{▽▽}	2.8	3.0	3.0	3.2
	225/45 R 17 94 WVA XL	2.8		3.0	
	245/45 R 17 95 WHA		3.0		3.2
	225/40 R 18 92 YVAXL ^{▽▽}	3.0			3.2
	255/40 R 18 95 YHA ^{▽▽}		3.2		3.4
3.5 V6 (234 kW)	⊙ 225/45 R 17 94 WVA XL	2.8		3.0	
	⊙ 245/45 R 17 95 WHA		3.0		3.2
	225/40 R 18 92 YVAXL ^{▽▽}	3.0			3.2
	255/40 R 18 95 YHA ^{▽▽}		3.2		3.4

IS SportCross (SW) (XE1) 01-

2.0 IS SportCross (114 kW)	⊙ 205/55 R 16 91 V	2.6	2.7	3.0	3.1
	225/45 ZR 17	2.6	2.7	3.0	3.1
3.0 IS SportCross (157 kW)	205/55 R 16 91 V	2.6	2.7	3.0	3.1
	⊙ 225/45 ZR 17	2.6	2.7	3.0	3.1



Lexus

GS (S16/S19) 00- /05-

3.0 GS 300 (164 kW) -05	⊙ 225/55 R 16 95 V	2.3	2.3	2.4	2.8
	235/45 ZR 17 W	2.4	2.4	2.5	2.8
	245/40 R 18 93 Y▽▽	2.4	2.4	2.5	2.8
3.0 V6 (183 kW) 05-	225/50 R 17 94 W				
	⊙ 245/40 R 18 93 Y▽▽				
4.3 V8 GS 430 (208 kW) -05	⊙ 235/45 ZR 17 W	2.4	2.4	2.5	2.8
	245/40 R 18 93 Y▽▽	2.4	2.4	2.5	2.8
4.3 430 (208 kW) 05-	225/50 R 17 94 W	2.6	2.7	2.7	3.2
	⊙ 245/40 R 18 93 Y▽▽	2.6	2.7	2.7	3.1
3.5 450 h Hybrid (218 kW) 06-	⊙ 245/40 ZR 18	2.7	2.9	2.8	3.3

LS (F3) 00-06

4.3 V8 (207 kW)	⊙ 225/55 ZR 17 W ^Δ	2.4	2.4	2.4	2.8
-----------------	-------------------------------	-----	-----	-----	-----

LS 460 06-

4.6 V8 (280 kW)	⊙ 235/50 R 18 97 W▽▽				
	245/45 R 19 98 Y▽▽				

SC (Z4) 01-

4.3 V8 (210 kW)	⊙ 245/40 ZR 18	2.3	2.3	2.3	2.5
-----------------	----------------	-----	-----	-----	-----

Mazda

121 (ZQ) 00- /01-03

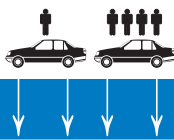
1.3 (37 kW)	155/70 R 13 75 T	2.2	1.8	2.5	2.8
	165/70 R 13 79 T	2.2	1.8	2.5	2.8
	⊙ 165/65 R 14 79 T	2.2	1.8	2.4	2.8
	185/55 R 14 80 T	2.2	2.0	2.5	2.8
1.3 16V (55 kW)	155/70 R 13 75 T	2.5	2.1	2.8	3.1
	165/70 R 13 79 T	2.5	2.1	2.8	3.1
	⊙ 165/65 R 14 79 T	2.5	2.1	2.7	3.1
	185/55 R 14 80 T	2.5	2.3	2.8	3.1

2 (DY) 03-

1.3 MZI (55 kW),	⊙ 175/65 R 14 82 T	2.1	2.0	2.5	3.0
1.4 MZI (59 kW),	195/50 R 15 82 H ^Δ	2.1	1.9	2.5	2.9
1.4 MZ-CD (50 kW)					
1.6 MZI (74 kW)	⊙ 175/65 R 14 82 H	2.1	2.0	2.5	3.1
	195/50 R 15 82 H ^Δ	2.1	1.9	2.5	2.9

323 / F / P (B* / BJ) 98- /01-03

1.4 16V (54 kW)	⊙ 175/65 R 14 82 T	2.4	2.4	2.5	3.1
	185/65 R 14 86 T	2.4	2.4	2.5	3.1
1.6 16V (72 kW), 1.6 16V Autom. (70 kW)	⊙ 185/65 R 14 86 T	2.4	2.4	2.5	3.5
	195/55 R 15 85 H ^Δ	2.4	2.4	2.6	3.3
1.9 Sportive (84 kW), 2.0 16V Sportive (96 kW)	⊙ 195/55 R 15 85 V	2.4	2.4	2.6	3.3
2.0 D (52 kW),	185/65 R 14 86 H	2.5	2.5	2.6	3.5
2.0 DITD (74 kW)	⊙ 195/55 R 15 85 H ^Δ	2.5	2.5	2.6	3.3



Mazda

3 (BK) 03- /06-

1.4 MZR (62 kW)	⊙ 195/65 R 15 91 H	2.2	2.2	2.3	3.1
	205/55 R 16 91 V	2.2	2.2	2.3	3.1
	205/50 R 17 89 V ^Δ	2.2	2.2	2.3	3.1
1.6 MZR (77 kW), 1.6 MZ-CD (80 kW)	⊙ 195/65 R 15 91 V	2.2	2.2	2.3	3.1
	205/55 R 16 91 V	2.2	2.2	2.3	3.1
	205/50 R 17 89 V ^Δ	2.2	2.2	2.3	3.1
2.0 MZR (110 kW)	205/55 R 16 91 V	2.2	2.2	2.3	3.1
	⊙ 205/50 R 17 89 V ^Δ	2.2	2.2	2.3	3.1
2.3 MPS (191 kW) 07-	⊙ 215/45 R 18 93 WXL ^{▽▽}	2.3	2.2	2.4	3.1

Demio (DW) 98- /00-03

1.3 16V (46 kW)	⊙ 165/70 R 13 79 T	2.2	2.0	2.4	2.8
	175/60 R 14 79 T ^{▽▽}	2.2	2.0	2.4	2.8
1.4 (53 kW), 1.5 16V (55 kW)	165/70 R 13 79 T	2.2	2.0	2.4	2.8
	⊙ 175/60 R 14 79 H ^{▽▽}	2.2	2.0	2.4	2.8

5 (CR1) 05-

1.8 MZR (85 kW), 2.0 MZR-CD (81 kW)	⊙ 195/65 R 15 91 V	2.2	2.2	2.4	2.8
	205/55 R 16 91 V	2.2	2.2	2.4	2.8
2.0 MZR (107 kW), 2.0 MZR-CD (105 kW)	⊙ 195/65 R 15 91 V	2.2	2.2	2.4	2.8
	205/55 R 16 91 V	2.2	2.2	2.4	2.8
	205/50 R 17 93 VXL ^Δ	2.2	2.2	2.4	2.8

626 (G*) 97- /99-02

1.8 16V (74 kW), 2.0 16V (85 kW), 2.0 16V (100 kW)	⊙ 185/65 R 14 86 H/V	2.2	2.2	2.4	2.8
	185/65 R 15 88 H/V	2.2	2.2	2.4	2.8
	195/60 R 15 88 V	2.2	2.2	2.4	2.8
2.5 V6 24V (147 kW)	195/60 R 15 88 V	2.2	2.2	2.4	2.8
	⊙ 205/50 R 16 87 V ^Δ	2.2	2.2	2.4	2.8
2.0 TD (74 kW), 2.0 TD (81 kW)	195/65 R 14 89 H	2.2	2.2	2.4	2.8
	⊙ 185/65 R 15 88 H	2.2	2.2	2.4	2.8
	195/60 R 15 88 H	2.2	2.2	2.4	2.8

6 (GG/GY) 02- /05-

1.8 MZR (88 kW), 2.0 MZR (104 kW)	⊙ 195/65 R 15 91 V	2.2	2.2	2.4	2.8
	205/55 R 16 91 V	2.2	2.2	2.4	2.8
2.0 MZR (108 kW) 05-, 2.0 MZR-CD (105 kW) 05-	⊙ 205/55 R 16 91 V	2.2	2.2	2.4	2.8
2.3 MZR (122 kW), 2.3 MZR AWD (4x4) (119 kW)	⊙ 215/45 R 17 87 W	2.2	2.3	2.4	2.8
	215/45 R 18 89 W ^{▽▽}	2.2	2.3	2.4	2.8
2.3 MPS (191 kW) 05-	⊙ 215/45 R 18 93 WXL ^{▽▽}	2.6	2.6	2.7	2.9
2.0 MZR-CD (89 kW), 2.0 MZR-CD (100 kW)	⊙ 195/65 R 15 91 V	2.4	2.4	2.6	3.0
	205/55 R 16 91 V	2.4	2.4	2.6	3.0

626 Kombi (GF/GW) 98-02

1.8 16V (74 kW), 2.0 16V (85 kW), 2.0 16V (100 kW)	⊙ 185/65 R 14 86 H/V	2.2	2.2	2.4	2.8
	185/65 R 15 88 H/V	2.2	2.2	2.4	2.8
	195/60 R 15 88 V	2.2	2.2	2.4	2.8



Mazda

2.5 V6 24V (147 kW)	195/60 R 15 88 V	2.2	2.2	2.4	2.8
	⊙ 205/50 R 16 87 V ^Δ	2.2	2.2	2.4	2.8
2.0 TD (74 kW), 2.0 TD (81 kW)	195/65 R 14 89 H	2.2	2.2	2.4	2.8
	⊙ 185/65 R 15 88 H	2.2	2.2	2.4	2.8
	195/60 R 15 88 H	2.2	2.2	2.4	2.8

6 SW (Kombi) (GG/GY) 02- / (Sport Kombi) 05-

1.8 16V (88 kW),	⊙ 195/65 R 15 91 V	2.2	2.2	2.4	2.8
2.0 16V (104 kW)	205/55 R 16 91 V	2.2	2.2	2.4	2.8
2.0 MZR (108 kW) 05-, 2.0 MZR-CD (105 kW) 05-	⊙ 205/55 R 16 91 V	2.2	2.2	2.4	2.8
2.3 16V (122 kW)	⊙ 215/45 R 17 91 WXL	2.2	2.3	2.4	2.8
	215/45 R 18 89 W ^{▽▽}	2.2	2.3	2.4	2.8
2.0 MZR-CD (89 kW), 2.0 DITD (100 kW)	⊙ 195/65 R 15 91 V	2.4	2.4	2.6	3.0
	205/55 R 16 91 V	2.4	2.4	2.6	3.0

Xedos 9 (TH) 01-03

2.5 V6 (120 kW)	⊙ 215/55 R 16 93 V ^Δ	2.4	2.2	2.6	3.0
-----------------	---------------------------------	-----	-----	-----	-----

Premacy (CP) 99- / 01-05

1.9 (74 kW)	⊙ 185/65 R 14 86 T	2.2	2.1	2.4	2.8
	195/55 R 15 85 H ^Δ	2.4	2.3	2.5	2.9
1.9 (84 kW), 2.0 16V (96 kW)	195/60 R 15 88 H	2.5	2.5	2.7	3.1
	⊙ 195/55 R 15 85 H ^Δ	2.7	2.6	2.8	3.2
	195/50 R 16 84 H ^Δ	2.5	2.5	2.7	3.1
2.0 DITD (74 kW)	⊙ 185/65 R 14 86 T	2.2	2.1	2.4	2.8
	195/55 R 15 85 H ^Δ	2.4	2.3	2.5	2.9

MPV (LW) 99- / 02-

2.0 16V (90 kW),	⊙ 205/65 R 15 94 T ^Δ	2.4	2.4	2.5	2.9
2.3 MZR (104 kW) 02-	215/60 R 16 95 H ^{▽▽}	2.4	2.4	2.5	2.9
2.0 MZR-CD (100 kW) 02-	⊙ 215/60 R 16 95 T ^{▽▽}	2.4	2.4	2.5	2.9
2.3 (120 kW) 06-	⊙ 215/65 R 16 98 H ^{▽▽}				
	215/60 R 17 96 H ^{▽▽}				
	215/55 R 18 95 H ^{▽▽}				

MX-5 (NB) 98- / 00-05


1.6 16V (81 kW),	⊙ 185/60 R 14 82 V ^{▽▽}	1.8	1.8	1.8	1.8
1.9 16V (107 kW),	195/50 R 15 82 V	1.8	1.8	1.8	1.8
1.9 16V Autom. (102 kW)	205/45 R 16 83 V	1.8	1.8	1.8	1.8

MX-5 05- / CC 07-

1.8 16V (93 kW),	⊙ 205/50 R 16 87 V ^Δ	2.0	2.0	2.0	2.0
2.0 16V (118 kW)	205/45 R 17 84 V ^Δ	2.0	2.0	2.0	2.0

RX-8 (SE) 03-

1.3 Wankel - RENESES (141 kW)	⊙ 225/55 R 16 95 V	2.2	2.2	2.2	2.5
	225/45 R 18 91 W ^{▽▽}	2.2	2.2	2.2	2.7
1.3 Wankel - RENESES (170 kW)	⊙ 225/45 R 18 91 W ^{▽▽}	2.2	2.2	2.2	2.7



Mercedes-Benz

A (W 168) 98-04


1.4 A 140 (60 kW),	195/50 R 15 82 T [△]	2.0	2.2	2.2	2.6
1.6 A 160 (75 kW)	⊙ 205/45 R 16 83 H [△]	2.0	2.2	2.2	2.6
	205/40 ZR 17 XL	2.0	2.2	2.2	2.6
1.9 A 190 (92 kW)	⊙ 195/50 R 16 84 H [△]	2.0	2.2	2.2	2.6
	205/45 R 16 83 H [△]	2.0	2.2	2.2	2.6
	205/40 ZR 17 XL	2.0	2.2	2.2	2.6
2.1 A 210 Evolution (103 kW)	⊙ 205/40 ZR 17 XL	2.2	2.2	2.3	2.6
1.7 A 160 CDI (44 kW),	⊙ 195/50 R 15 82 T [△]	2.2	2.2	2.3	2.6
1.7 A 160 CDI (55 kW)	205/45 R 16 83 H [△]	2.2	2.2	2.3	2.6
02-, 1.7 A 170 CDI (60 kW),	205/40 ZR 17 XL	2.2	2.2	2.3	2.6
1.7 A 170 CDI (70 kW) 02-					

A (W 169) 04-

1.5 A 150 (70 kW),	⊙ 185/65 R 15 88 T	2.0	2.0	2.2	2.6
1.7 A 170 (85 kW)	195/65 R 15 91 T	2.0	2.0	2.2	2.6
	195/55 R 16 87 H ^{▽▽}	2.0	2.0	2.2	2.6
	215/45 R 17 87 V (SSR) ^{▽▽}	2.0	2.0	2.2	2.6
	215/40 ZR 18 WXL ^{▽▽}	2.0	2.0	2.2	2.6
2.0 A 200 (100 kW)	⊙ 195/55 R 16 87 H ^{▽▽}	2.0	2.0	2.2	2.6
	215/45 R 17 87 V (SSR) ^{▽▽}	2.0	2.0	2.2	2.6
	215/40 ZR 18 WXL ^{▽▽}	2.0	2.0	2.2	2.6
2.0 A 200 Turbo (142 kW)	⊙ 195/55 R 16 87 V ^{▽▽}	2.3	2.3	2.4	2.6
05-	215/45 R 17 87 V (SSR) ^{▽▽}	2.3	2.3	2.4	2.6
	215/40 ZR 18 WXL ^{▽▽}	2.3	2.3	2.4	2.6
1.6 A 160 CDI (60 kW),	⊙ 185/65 R 15 88 T	2.1	2.1	2.2	2.6
1.8 A 180 CDI (80 kW)	195/65 R 15 91 T	2.1	2.1	2.2	2.6
	195/55 R 16 87 H ^{▽▽}	2.1	2.1	2.2	2.6
	215/45 R 17 87 V (SSR) ^{▽▽}	2.1	2.1	2.2	2.6
	215/40 ZR 18 WXL ^{▽▽}	2.1	2.1	2.2	2.6
2.0 A 200 CDI (103 kW)	⊙ 195/55 R 16 87 H ^{▽▽}	2.2	2.2	2.3	2.6
	215/45 R 17 87 V (SSR) ^{▽▽}	2.2	2.2	2.3	2.6
	215/40 ZR 18 WXL ^{▽▽}	2.2	2.2	2.3	2.6

B (W 245) 05-

1.5 B 150 (70 kW)	⊙ 195/65 R 15 91 T	2.0	2.0	2.2	2.6
	205/55 R 16 91 H	2.0	2.0	2.2	2.6
	215/45 R 17 87 V [△]	2.0	2.0	2.2	2.6
	215/40 R 18 89 WXL ^{▽▽}	2.0	2.0	2.2	2.6
1.7 B 170 (85 kW)	⊙ 195/65 R 15 91 T	2.0	2.0	2.2	2.6
	205/55 R 16 91 H	2.0	2.0	2.2	2.6
	215/45 R 17 87 V [△]	2.0	2.0	2.2	2.6
	215/40 R 18 89 WXL ^{▽▽}	2.0	2.0	2.2	2.6
2.0 B 200 (100 kW)	⊙ 205/55 R 16 91 H	2.0	2.0	2.2	2.6
	215/45 R 17 87 V [△]	2.1	2.1	2.4	2.6
	215/40 R 18 89 WXL ^{▽▽}	2.1	2.1	2.4	2.6
2.0 B 200 Turbo (142 kW)	⊙ 205/55 R 16 91 V	2.1	2.1	2.2	2.6
	215/45 R 17 87 V [△]	2.4	2.4	2.6	2.6
	215/40 R 18 89 WXL ^{▽▽}	2.4	2.4	2.6	2.6



Mercedes-Benz


		1.0	1.4	1.6	2.0
2.0 B 180 CDI (80 kW)	⊙ 205/55 R 16 91 H	2.0	2.0	2.2	2.6
	215/45 R 17 87 V ^Δ	2.3	2.3	2.4	2.6
	215/40 R 18 89 WXL ^{▽▽}	2.3	2.3	2.4	2.6
2.0 B 200 CDI (103 kW)	205/55 R 16 91 H	2.0	2.0	2.2	2.6
	215/45 R 17 87 V ^Δ	2.5	2.5	2.5	2.6
	215/40 R 18 89 WXL ^{▽▽}	2.5	2.5	2.5	2.6

C (W 203) 00- / 04-

C 180,	195/65 R 15 91 H/V	2.1	2.3	2.4	2.8
1.8 C 180 Kompr. (105 kW),	⊙ 205/55 R 16 91 H/V	2.1	2.3	2.4	2.8
2.1 C 200 CDI (90 kW),	205/55 R 16 91 VVA	2.1		2.4	
2.1 C 220 CDI (110 kW),	225/50 R 16 92 VHA ^Δ		2.3		2.8
2.6 C 240 (125 kW)	225/45 ZR 17 YVA ^{▽▽}	2.1		2.4	
	245/40 ZR 17 YHA ^{▽▽}		2.3		2.8
	225/40 R 18 92 YVAXL ^{▽▽}	2.1		2.4	
	245/35 R 18 92 YHAXL ^{▽▽}		2.3		2.8
2.0 C 200 Kompr. (120 kW),	195/65 R 15 91 V	2.2	2.4	2.5	2.9
2.0 C 200 CGI (125 kW),	⊙ 205/55 R 16 91 V	2.2	2.4	2.5	2.9
1.8 C 230 Kompr. (141 kW)	205/55 R 16 91 VVA	2.2		2.5	
04-,	225/50 R 16 92 VHA ^Δ		2.4		2.9
2.7 C 270 CDI (125 kW)	225/45 ZR 17 YVA ^{▽▽}	2.2		2.5	
	245/40 ZR 17 YHA ^{▽▽}		2.4		2.9
	225/40 R 18 92 YVAXL ^{▽▽}	2.2		2.5	
	245/35 R 18 92 YHAXL ^{▽▽}		2.4		2.9
3.2 C 320 (160 kW)	⊙ 205/55 R 16 91 W	2.2	2.4	2.5	2.9
	205/55 R 16 91 WVA	2.2		2.5	
	225/50 R 16 92 WHA		2.4		2.9
	225/45 R 17 91 YVA ^{▽▽}	2.2		2.5	
	245/40 R 17 91 YHA ^{▽▽}		2.4		2.9
3.5 C 350 (200 kW), 3.0 C 320 CDI (165 kW)	⊙ 225/45 R 17 91 W				
	225/45 R 17 91 WVA				
	245/40 R 17 91 WHA				
	225/40 R 18 92 WXL				
	225/40 R 18 92 WVAXL				
	245/35 R 18 92 WHAXL ^{▽▽}				


C/T (S 203) 01- / 04-

C 180 T,	195/65 R 15 91 H/V	2.1	2.3	2.3	2.9
1.8 C 180 Kompr. T (105 kW),	⊙ 205/55 R 16 91 H/V	2.1	2.3	2.3	2.9
	205/55 R 16 91 VVA	2.1		2.3	
2.0 C 200 Kompr. T (120 kW),	225/50 R 16 92 VHA ^Δ		2.3		2.9
	225/45 ZR 17 YVA ^{▽▽}	2.1		2.3	
2.0 C 200 CDIT (90 kW),	245/40 ZR 17 YHA ^{▽▽}		2.3		2.9
1.8 C 230 Kompr. T (141 kW) 04-	225/40 R 18 92 YVAXL ^{▽▽}	2.1		2.3	
	245/35 R 18 92 YHAXL ^{▽▽}		2.3		2.9



Mercedes-Benz

		1.2	1.8	2.5	3.2	
2.6 C 240 T (125 kW), 3.2 C 320 T (160 kW), 2.7 C 270 CDIT (125 kW)	⊙ 205/55 R 16 91 V/W	2.2	2.5	2.5	3.2	
	205/55 R 16 91 V/WVA	2.2		2.5		
	225/50 R 16 92 V/WHA ^Δ			2.5	3.2	
	225/45 ZR 17 YVA ^{▽▽}	2.2		2.5		
	245/40 ZR 17 YHA ^{▽▽}		2.5		3.2	
	225/40 R 18 92 YVAXL ^{▽▽}	2.2		2.5		
	245/35 R 18 92 YHAXL ^{▽▽}		2.5		3.2	
2.0 C 200 CGIT (125 kW)	⊙ 205/55 R 16 91 V	2.1	2.3	2.3	3.1	
	205/55 R 16 91 VVA	2.1		2.3		
	225/50 R 16 92 VHA ^Δ		2.3		3.1	
	225/45 ZR 17 YVA ^{▽▽}	2.1		2.3		
	245/40 ZR 17 YHA ^{▽▽}		2.3		3.1	
	225/40 R 18 92 YVAXL ^{▽▽}	2.1		2.3		
	245/35 R 18 92 YHAXL ^{▽▽}		2.3		3.1	
2.2 C 220 CDIT (110 kW) 04-	⊙ 205/55 R 16 91 V	2.1	2.3	2.5	3.1	
	205/55 R 16 91 VVA	2.1		2.5		
	225/50 R 16 92 VHA ^Δ		2.3		3.1	
	225/45 ZR 17 YVA ^{▽▽}	2.1		2.5		
	245/40 ZR 17 YHA ^{▽▽}		2.3		3.1	
	225/40 R 18 92 YVAXL ^{▽▽}	2.1		2.5		
	245/35 R 18 92 YHAXL ^{▽▽}		2.3		3.1	
3.5 C 350 T (200 kW), 3.0 C 320 CDIT (165 kW)	⊙ 225/45 R 17 91 W					
	225/45 R 17 91 WVA					
	245/40 R 17 91 WHA					
	225/40 R 18 92 WXL					
	225/40 R 18 92 WVAXL					
	245/35 R 18 92 WHAXL ^{▽▽}					
C Sportcoupé (CL 203) 01-						
C 180, 1.8 C 180 Kompr. (105 kW), 2.1 C 200 CDI (90 kW), 2.1 C 220 CDI (110 kW)	⊙ 205/55 R 16 91 W	2.1	2.3	2.3	2.9	
	205/55 R 16 91 WVA	2.1		2.3		
	225/50 R 16 92 WHA		2.3		2.9	
	225/50 R 16 92 W	2.1	2.3	2.3	2.9	
	225/45 R 17 91 W	2.1	2.3	2.3	2.9	
	225/45 R 17 91 WVA	2.1		2.3		
	245/40 R 17 91 WHA		2.3		2.9	
	225/40 R 18 92 WXL	2.1	2.3	2.3	2.9	
	225/40 R 18 92 WVAXL	2.1		2.3		
	245/35 R 18 92 WHAXL ^{▽▽}		2.3		2.9	
2.0 C 200 Kompr. (120 kW), 2.0 C 200 CGI (125 kW), 2.3 C 230 Kompr. (141 kW), 2.5 C 230 (150 kW), 3.2 C 320 (160 kW)	⊙ 205/55 R 16 91 W	2.2	2.4	2.5	2.7	
	205/55 R 16 91 WVA	2.2		2.5		
	225/50 R 16 92 WHA		2.4		2.7	
	225/50 R 16 92 W	2.2	2.4	2.5	2.7	
	225/45 R 17 91 W	2.2	2.4	2.5	2.7	
	225/45 R 17 91 WVA	2.2		2.5		
	245/40 R 17 91 WHA		2.4		2.7	
	225/40 R 18 92 WVAXL	2.2		2.5		
		245/35 R 18 92 WHAXL ^{▽▽}		2.4		2.7



Mercedes-Benz

3.5 C 350 (200 kW)	⊙ 225/45 R 17 91 W	2.2	2.4	2.5	2.7
	225/45 R 17 91 WVA	2.2		2.5	
	245/40 R 17 91 WHA		2.4		2.7
	225/40 R 18 92 WVA XL	2.2		2.5	
	245/35 R 18 92 WHA XL ▽▽		2.4		2.7

AMG C/T/Sportcoupé 00–/04–

3.2 C 32 AMG (260 kW)	⊙ 225/45 ZR 17 VA	2.2		2.5	
	⊙ 245/40 ZR 17 HA		2.4		2.7
	225/40 R 18 92 YVAXL ▽▽	2.2		2.5	
	245/35 R 18 92 YHAXL ▽▽		2.4		2.7
	225/40 R 18 92 YVAXL ▽▽	2.2		2.5	
	255/35 R 18 90 YHAXL ▽▽		2.4		2.7
5.4 C 55 AMG (270 kW) 04–	225/40 R 18 92 YVAXL ▽▽	2.2		2.5	
	255/35 R 18 94 YHAXL ▽▽		2.5		3.0
	⊙ 225/40 ZR 18 YVAXL ▽▽	2.2		2.5	
	⊙ 245/35 ZR 18 YHAXL ▽▽		2.5		3.0
3.0 C 30 CDI AMG (170 kW)	⊙ 225/45 ZR 17 YVA ▽▽	2.2		2.5	
	⊙ 245/40 ZR 17 YHA ▽▽		2.5		3.0
	225/40 R 18 92 YVAXL ▽▽	2.2		2.5	
	255/35 R 18 90 YHAXL ▽▽		2.5		3.0
	225/40 ZR 18 YVAXL ▽▽	2.2		2.5	
	245/35 ZR 18 YHAXL ▽▽		2.5		3.0

CLK Coupé (208) 97–02/Cabrio (208) 98–03

CLK 200 Kompr., CLK 230 Kompr., CLK 240	⊙ 205/55 R 16 91 V	2.1	2.3	2.3	2.8
	205/55 R 16 91 VVA	2.1		2.3	
	225/50 R 16 92 VHA ^Δ		2.3		2.8
	225/45 ZR 17 VA	2.1		2.3	
	245/40 ZR 17 HA		2.3		2.8
CLK 320	⊙ 205/55 R 16 91 W	2.1	2.3	2.3	2.8
	205/55 R 16 91 WVA	2.1		2.3	
	225/50 R 16 92 WHA		2.3		2.8
	225/45 ZR 17 W/YVA	2.1		2.3	
	245/40 ZR 17 W/YHA		2.3		2.8
CLK 430	⊙ 205/55 R 16 91 W	2.5	2.7	2.6	3.0
	205/55 R 16 91 WVA	2.5		2.6	
	225/50 R 16 92 WHA		2.7		3.0
	225/45 ZR 17 W/YVA	2.5		2.6	
	245/40 ZR 17 W/YHA		2.7		3.0
CLK 500	⊙ 225/45 ZR 17 WVA	2.5		2.6	
	⊙ 245/40 ZR 17 WHA		2.7		3.0




Mercedes-Benz

CLK Coupé (A 209) 02- / 05- / Cabrio (C 209) 03- / 05-

1.8 CLK 200 Kompr. (120 kW),	⊙ 205/55 R 16 91 V/WVA	2.2	2.5	
1.8 CLK 200 CGI (125 kW) -05,	⊙ 225/50 R 16 92 V/WHA ^Δ	2.3	3.0	
2.6 CLK 240 (125 kW) -05,	225/45 R 17 91 WVA	2.2	2.5	
3.2 CLK 320 (160 kW) -05,	245/40 R 17 91 WHA	2.3	3.0	
3.0 V6 CLK 280 (170 kW) 05-,	225/40 R 18 92 YXL ^{▽▽}	2.2	2.3	2.5 3.0
2.2 CLK 220 CDI (110 kW) 05-	225/40 ZR 18 YVAXL ^{▽▽}	2.2	2.5	
5.0 CLK 500 (225 kW) -06,	255/35 ZR 18 YHAXL ^{▽▽}	2.3	3.0	
5.0 CLK 500 (285 kW) 06-,	⊙ 225/45 R 17 91 W/YVA	2.6	2.7	
2.7 CLK 270 CDI (125 kW) -05,	⊙ 245/40 R 17 91 W/YHA	2.6	3.3	
3.0 V6 CLK 320 CDI (165 kW)	225/40 R 18 92 YXL ^{▽▽}	2.6	2.6	2.7 3.3
5.4 CLK 55 AMG (270 kW) -06,	225/40 ZR 18 YVAXL ^{▽▽}	2.6	2.7	
6.2 CLK 63 AMG (354 kW) 06-	255/35 ZR 18 YHAXL ^{▽▽}	2.6	3.3	
5.4 V8 CLKDTM AMG (428 kW)	⊙ 225/40 ZR 18 YVAXL ^{▽▽}		2.7	
3.5 V6 CLK 350 (200 kW) 05-,	⊙ 255/35 ZR 18 YHAXL ^{▽▽}		3.2	
3.0 V6 CLK 320 CDI (165 kW) 05-	⊙ 255/35 ZR 19 VA ^{▽▽}			
	⊙ 285/30 ZR 20 HA ^{▽▽}			
	⊙ 225/45 R 17 91 YVA ^{▽▽}			
	⊙ 245/40 R 17 91 YHA ^{▽▽}			
	225/40 R 18 92 YXL ^{▽▽}			
	225/40 ZR 18 YVAXL ^{▽▽}			
	255/35 ZR 18 YHAXL ^{▽▽}			

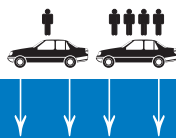
E (W 210) 95- / 99-02

E 200, E 230	⊙ 205/65 R 15 94 V	2.0	2.2	2.1	2.8
	215/55 R 16 93 W	2.0	2.2	2.1	2.8
	235/45 R 17 94 W	2.0	2.2	2.1	2.8
E 240 V6	⊙ 205/65 R 15 94 V	2.0	2.2	2.1	2.8
	215/55 R 16 93 W	2.0	2.2	2.1	2.8
	235/45 R 17 94 W	2.0	2.2	2.1	2.8
E 280 V6, E 320 V6, E 420 V8, E 430 V8	⊙ 215/55 R 16 93 W	2.2	2.4	2.4	3.1
	235/45 R 17 94 W	2.2	2.4	2.4	3.1
E 220 CDI (92 kW), E 200 CDI (72 kW)	⊙ 195/65 R 15 91 T	2.0	2.2	2.1	2.8
	205/65 R 15 94 H/V	2.0	2.2	2.1	2.8
	215/55 R 16 93 H/V ^Δ	2.0	2.2	2.1	2.8
	235/45 R 17 94 W	2.0	2.2	2.1	2.8
E 290 TD, E 300 D	⊙ 205/65 R 15 94 H/V	2.0	2.2	2.1	2.8
	215/55 R 16 93 H/V ^Δ	2.0	2.2	2.1	2.8
	235/45 R 17 94 W	2.0	2.2	2.1	2.8



Mercedes-Benz

		2.1	2.3	2.4	3.0
E 270 CDI 99-	⊙ 215/55 R 16 93 W	2.1	2.3	2.4	3.0
	235/45 R 17 94 W	2.1	2.3	2.4	3.0
E 320 CDI 99-	⊙ 215/55 R 16 93 W	2.1	2.3	2.2	3.0
	235/45 R 17 94 W	2.1	2.3	2.2	3.0
E 300 TD (130 kW)	⊙ 215/55 R 16 93 W	2.0	2.2	2.1	2.8
	235/45 R 17 94 W	2.0	2.2	2.1	2.8
E 320 V6 4Matic, E 280 V6 4Matic	⊙ 215/55 R 16 93 W	2.2	2.4	2.4	3.1
	235/45 R 17 94 W	2.2	2.4	2.4	3.1
E (W 211) 02- / 06-					
1.8 E 200 Kompr. (120 kW) -06,	⊙ 205/60 R 16 92 V	2.0	2.1	2.2	2.8
	225/55 R 16 95 V	2.0	2.1	2.2	2.8
1.8 E 200 Kompr. (135 kW) 06-,	245/45 R 17 95 W	2.0	2.1	2.2	2.8
	245/45 R 17 95 W (SSR) ▽▽	2.0	2.1	2.2	2.8
1.8 E 200 NGT (120 kW)	245/40 ZR 18 VA	2.0		2.2	
	265/35 ZR 18 HAXL ▽▽		2.1		2.8
2.6 E 240 (130 kW)	⊙ 205/60 R 16 92 V	2.0	2.2	2.4	3.1
	225/55 R 16 95 V	2.0	2.2	2.4	3.1
	245/45 R 17 95 W	2.0	2.2	2.4	3.1
	245/40 ZR 18 VA	2.0		2.4	
	265/35 ZR 18 HAXL ▽▽		2.2		3.1
3.2 E 320 (165 kW) -04, 3.0 E 280 (170 kW) 06-, 3.5 V6 E 350 (200 kW) 04-	⊙ 225/55 R 16 95 W	2.0	2.1	2.2	2.8
	245/45 R 17 95 W	2.0	2.1	2.2	2.8
	245/45 R 17 95 W (SSR) ▽▽	2.0	2.1	2.2	2.8
	245/40 ZR 18 VA	2.0		2.2	
	265/35 ZR 18 HAXL ▽▽		2.1		2.8
5.0 V8 E 500 (225 kW) -06,	⊙ 245/45 R 17 95 W	2.2	2.2	2.4	2.7
	245/45 R 17 95 W (SSR) ▽▽	2.2	2.2	2.4	2.7
5.5 V8 E 500 (285 kW) 06-	245/40 ZR 18 VA	2.2		2.4	
	265/35 ZR 18 HAXL ▽▽		2.2		2.7
2.0 E 200 CDI (90 kW) -06,	⊙ 205/60 R 16 92 H/V Δ	2.0	2.0	2.4	2.8
	225/55 R 16 95 V	2.0	2.0	2.4	2.8
2.1 E 200 CDI (100 kW) 06-,	245/45 R 17 95 W	2.0	2.0	2.4	2.8
	245/40 ZR 18 VA	2.0		2.4	
2.1 E 220 CDI (110 kW) -06,	265/35 ZR 18 HAXL ▽▽		2.0		2.8
2.1 E 220 CDI (125 kW) 06-					
2.7 E 270 CDI (130 kW), 3.2 E 280 CDI (130 kW), 3.0 E 280 CDI (140 kW) 06-,	⊙ 225/55 R 16 95 V/W	2.2	2.2	2.5	2.9
	245/45 R 17 95 W	2.2	2.2	2.5	2.9
	245/45 R 17 95 W (SSR) ▽▽	2.2	2.2	2.5	2.9
	245/40 ZR 18 VA	2.2		2.5	
3.2 E 320 CDI (150 kW), 3.0 E 320 CDI (165 kW) 06-	265/35 ZR 18 HAXL ▽▽		2.2		2.9
4.0 E 400 CDI (191 kW), 4.0 E 420 CDI (231 kW) 06-	⊙ 245/45 R 17 95 W	2.4	2.3	2.6	2.7
	245/45 R 17 95 W	2.4	2.3	2.6	2.7
	245/40 ZR 18 VA	2.4		2.6	
	265/35 ZR 18 HAXL ▽▽		2.3		2.7



Mercedes-Benz

E/T (S 210) 96- /00-03

E 200 T, E 230 T, E 240 T,	205/65 R 15 94 H/V	2.0	2.3	2.3	2.9
E 220 T CDI, E 290 TTD	⊙ 215/55 R 16 93 H/V/W ^Δ	2.2	2.6	2.4	3.1
	235/45 R 17 94 W	2.2	2.6	2.4	3.1
E 280 T, E 320 T, E 430 T,	⊙ 215/55 R 16 93 W	2.2	2.6	2.4	3.1
E 300 TTD (130 kW)	235/45 R 17 94 W	2.2	2.6	2.4	3.1
E 280 TV 6 4Matic,	⊙ 215/55 R 16 93 W	2.2	2.6	2.4	3.1
E 320 TV 6 4Matic	235/45 R 17 94 W	2.2	2.6	2.4	3.1
E 270 T CDI, E 320 T CDI	⊙ 215/55 R 16 93 W	2.1	2.3	2.2	3.0
	235/45 R 17 94 W	2.1	2.3	2.2	3.0

E/T (S 211) 03- /06-

1.8 E 200 Kompr.	⊙ 225/55 R 16 95 V	2.0	2.2	2.2	2.8
T (120 kW) -06,	245/45 R 17 95 W	2.0	2.2	2.2	2.8
1.8 E 200 Kompr.	245/45 R 17 95 W (SSR) ^{▽▽}	2.0	2.2	2.2	2.8
T (135 kW) 06-,	245/40 ZR 18 VA	2.0		2.2	
2.1 E 220 CDIT (110 kW)	265/35 ZR 18 HAXL ^{▽▽}		2.2		2.8
-06,					
2.1 E 220 CDIT (125 kW)					
06-					
2.6 E 240 T (130 kW),	⊙ 225/55 R 16 95 V	2.0	2.2	2.2	2.9
2.7 E 270 CDIT (130 kW),	245/45 R 17 95 W	2.0	2.2	2.2	2.9
3.0 E 280 CDIT (140 kW)	245/45 R 17 95 W (SSR) ^{▽▽}	2.0	2.2	2.2	2.9
06-	245/40 ZR 18 VA	2.0		2.2	
	265/35 ZR 18 HAXL ^{▽▽}		2.2		2.9
3.0 E 280 T (170 kW) 06-,	⊙ 225/55 R 16 95 W	2.1	2.4	2.2	3.0
3.2 E 320 T (165 kW) -04,	245/45 R 17 95 W	2.1	2.4	2.2	3.0
3.5 E 350 T (200 kW)	245/45 R 17 95 W (SSR) ^{▽▽}	2.1	2.4	2.2	3.0
04-,	245/40 ZR 18 VA	2.1		2.2	
3.2 E 280 CDIT (130 kW),	265/35 ZR 18 HAXL ^{▽▽}		2.4		3.0
3.2 E 320 CDIT (150 kW),					
3.0 E 320 CDIT (165 kW)					
06-					
5.0 E 500 T (225 kW)	⊙ 245/45 R 17 95 W/Y	2.1	2.4	2.2	3.0
-06,	245/45 R 17 95 W (SSR) ^{▽▽}	2.1	2.4	2.2	3.0
5.5 E 500 T (285 kW) 06-	245/40 ZR 18 VA	2.1		2.2	
	265/35 ZR 18 HAXL ^{▽▽}		2.4		3.0

AMG E 55 / E 55 T 97-02


5.5 V8 (260 kW)	⊙ 235/40 ZR 18 VA	2.5		2.8	
	⊙ 265/35 ZR 18 HA		2.5		3.3

AMG E 55 02-06 / T 03-06

5.4 E 55 AMG (350 kW)	⊙ 245/40 ZR 18 YVA ^{▽▽}	2.1		2.3	
	⊙ 265/35 ZR 18 YHAXL ^{▽▽}		2.2		3.0
	245/35 ZR 19 VAXL	2.1		2.3	
	275/30 ZR 19 HA ^Δ		2.2		3.0

AMG E 63 06- / T 06-

6.2 E 63 AMG (378 kW)	⊙ 245/40 ZR 18 YVA ^{▽▽}				
	⊙ 265/35 ZR 18 YHA ^{▽▽}				




Mercedes-Benz

CLS (C 219) 04- / 07-

3.5 CLS 350 (200 kW)	⊙ 245/45 R 17 95 W	2.3	2.3	2.5	2.8
-06,	245/40 R 18 93 Y▽▽	2.3	2.3	2.5	2.8
3.5 CLS 350 CGI (215 kW)	245/40 ZR 18 YVA▽▽	2.3		2.5	
07-,	275/35 ZR 18 YHA▽▽		2.3		2.8
3.0 CLS 320 CDI (165 kW)	255/35 ZR 19 YVAXL▽▽	2.3		2.5	
	285/30 ZR 19 YHA▽▽		2.3		2.8
5.0 CLS 500 (225 kW)	⊙ 245/40 R 18 93 Y▽▽	2.3	2.3	2.5	2.8
-06,	245/40 ZR 18 YVA▽▽	2.3		2.5	
5.5 CLS 500 (285 kW)	275/35 ZR 18 YHA▽▽		2.3		2.8
07-	255/35 ZR 19 YVAXL▽▽	2.3		2.5	
	285/30 ZR 19 YHA▽▽		2.3		2.8
5.4 CLS 55 AMG (350 kW)	255/40 ZR 18 YVAXL▽▽				
-06,	285/35 ZR 18 YHAXL▽▽				
6.2 CLS 63 AMG (378 kW)	255/35 ZR 19 YVAXL▽▽				
07-	285/30 ZR 19 YHAXL▽▽				

S (W 220) 98-05

S 280,	⊙ 225/60 R 16 98 W	2.3	2.4	2.4	2.9
3.2 V6 S 320 (165 kW)	225/55 R 17 97 Y▽▽	2.3	2.4	2.4	2.9
-02,	245/45 R 18 96 YVA▽▽	2.3		2.4	
3.7 S 350 (180 kW) 02-	265/40 R 18 97 YHA▽▽		2.4		2.9
	245/40 ZR 19 ▽▽	2.0	2.2	2.2	2.7
	245/40 ZR 19 VA▽▽	2.0		2.2	
	275/35 ZR 19 HA▽▽		2.2		2.7
4.3 S 430 (205 kW),	225/60 R 16 98 W	2.3	2.4	2.4	2.9
5.0 S 500 (225 kW),	⊙ 225/55 R 17 97 W△	2.3	2.4	2.4	2.9
4.0 S 400 CDI (184 kW)	245/45 ZR 18 YVA▽▽	2.3		2.4	
	265/40 ZR 18 YHA▽▽		2.4		2.9
	245/40 ZR 19 ▽▽	2.3	2.4	2.4	2.9
	245/40 ZR 19 VA▽▽	2.3		2.4	
	275/35 ZR 19 HA▽▽		2.4		2.9
S 600 -02	⊙ 225/55 R 17 97 Y▽▽	2.3	2.5	2.6	2.9
	245/45 ZR 18 YVA▽▽	2.3		2.6	
	265/40 ZR 18 YHA▽▽		2.5		2.9
	245/40 ZR 19 ▽▽	2.3	2.5	2.6	2.9
	245/40 ZR 19 VA▽▽	2.3		2.6	
	275/35 ZR 19 HA▽▽		2.5		2.9
5.5 S 600 (368 kW) 03-	⊙ 245/45 R 18 96 YVA▽▽	2.3		2.6	
	⊙ 265/40 R 18 97 YHA▽▽		2.5		2.9
3.2 S 320 CDI (150 kW)	⊙ 225/60 R 16 98 W	2.2	2.2	2.4	2.7
	225/55 R 17 97 Y▽▽	2.2	2.2	2.4	2.7
	245/45 R 18 96 YVA▽▽	2.2		2.4	
	265/40 R 18 97 YHA▽▽		2.2		2.7
	245/40 ZR 19 ▽▽	2.0	2.2	2.2	2.7
	245/40 ZR 19 VA▽▽	2.0		2.2	
	275/35 ZR 19 HA▽▽		2.2		2.7



Mercedes-Benz

5.4 S 55 AMG (265 kW)	⊙ 245/45 ZR 18 YVAXL ^{▽▽}	2.3	2.4		
	⊙ 265/40 ZR 18 YHAXL ^{▽▽}		2.4	2.9	
	245/40 R 19 94 Y ^{▽▽}	2.3	2.4	2.4	2.9
	245/40 ZR 19 YVA ^{▽▽}	2.3		2.4	
	275/35 ZR 19 YHA ^{▽▽}		2.4		2.9
6.0 S 65 AMG (450 kW)	⊙ 245/40 R 19 98 YXL ^{▽▽}	2.3	2.4	2.4	2.9
	245/40 ZR 19 YVAXL ^{▽▽}	2.3		2.4	
	275/35 ZR 19 YHAXL ^{▽▽}		2.4		2.9

S (W 221) 05-

3.5 S 350 (200 kW), 3.0 S 320 CDI (173 kW)	⊙ 235/55 R 17 99 W ^{▽▽}	2.4	2.6	2.7	2.9
	255/45 R 18 99 Y ^{▽▽}	2.4	2.6	2.7	2.9
	255/45 R 18 99 YVA ^{▽▽}	2.4		2.7	
	275/45 R 18 103 YHA ^{▽▽}		2.6		2.9
	255/40 R 19 100 YVAXL ^{▽▽}	2.4		2.7	
	275/40 R 19 101 YHA ^{▽▽}		2.6		2.9
	255/35 ZR 20 VAXL ^{▽▽}	2.4		2.7	
	275/35 ZR 20 HAXL ^{▽▽}		2.6		2.9
	4.7 S 450 (250 kW), 5.5 S 500 (285 kW), 4.0 S 420 CDI (235 kW) 06-	⊙ 235/55 R 17 99 W ^{▽▽}	2.4	2.6	2.7
255/45 R 18 99 Y ^{▽▽}		2.4	2.6	2.7	2.9
255/45 R 18 99 YVA ^{▽▽}		2.4		2.7	
275/45 R 18 103 YHA ^{▽▽}			2.6		2.9
255/40 R 19 100 YVAXL ^{▽▽}		2.4		2.7	
275/40 R 19 101 YHA ^{▽▽}			2.6		2.9
255/35 ZR 20 VAXL ^{▽▽}		2.4		2.7	
275/35 ZR 20 HAXL ^{▽▽}			2.6		2.9
5.5 S 600 (380 kW)		255/45 R 18 99 YVA ^{▽▽}	2.5		2.8
	275/45 R 18 103 YHA ^{▽▽}		2.5		2.8
	255/40 R 19 100 YVAXL ^{▽▽}	2.5		2.8	
	275/40 R 19 101 YHA ^{▽▽}		2.5		2.8
	255/35 ZR 20 VAXL ^{▽▽}	2.5		2.8	
	275/35 ZR 20 HAXL ^{▽▽}		2.5		2.8
6.0 S 65 AMG (450 kW) 06-, 6.2 S 63 AMG (386 kW)	⊙ 255/40 R 19 100 YVAXL ^{▽▽}	2.5		2.8	
	⊙ 275/40 R 19 101 YHA ^{▽▽}		2.5		2.8
	255/35 ZR 20 VAXL ^{▽▽}	2.5		2.8	
	275/35 ZR 20 HAXL ^{▽▽}		2.5		2.8

CL (C 215) 99-06

5.0 CL 500 (225 kW)	⊙ 225/55 R 17 97 W [△]	2.2	2.4	2.5	2.7
	245/45 R 18 96 YVA ^{▽▽}	2.2		2.5	
	265/40 R 18 101 YHAXL ^{▽▽}		2.4		2.7
5.5 CL 600 (270 kW), 5.5 CL 600 (368 kW)	⊙ 245/45 R 18 96 YVA ^{▽▽}	2.2		2.5	
	⊙ 265/40 R 18 101 YHAXL ^{▽▽}		2.4		2.7
5.4 CL 55 AMG (265 kW)	⊙ 245/45 R 18 96 Y ^{▽▽}	2.2	2.4	2.5	2.7
	245/45 R 18 96 YVA ^{▽▽}	2.2		2.5	
	275/40 R 18 99 YHA ^{▽▽}		2.4		2.7
	245/45 R 18 100 YVAXL ^{▽▽}	2.2		2.5	
	265/40 R 18 101 YHAXL ^{▽▽}		2.4		2.7
	245/40 ZR 19 YVA ^{▽▽}	2.2		2.5	
	275/35 ZR 19 YHA ^{▽▽}		2.4		2.7



Mercedes-Benz

5.4 CL 55 AMG (368 kW)	⊙ 245/45 R 18 96 YVA ^{▽▽}	2.2	2.5	
	⊙ 275/40 R 18 99 YHA ^{▽▽}		2.4	2.7
	245/40 ZR 19 YVA ^{▽▽}	2.2	2.5	
	275/35 ZR 19 YHA ^{▽▽}		2.4	2.7
6.0 CL 65 AMG (450 kW)	⊙ 245/40 ZR 19 YVA ^{▽▽}			
	⊙ 275/35 ZR 19 YHA ^{▽▽}			

CL (C 216) 06-

5.5-CL 500 (285 kW)	⊙ 235/55 R 17 99 Y ^{▽▽}			
	255/45 R 18 99 YVA ^{▽▽}			
	275/45 R 18 103 YHA ^{▽▽}			
	255/40 R 19 96 YVA ^{▽▽}			
	275/40 R 19 101 YHA ^{▽▽}			
5.5 V 12-CL 600 (380 kW)	⊙ 255/45 R 18 99 YVA ^{▽▽}			
	⊙ 275/45 R 18 103 YHA ^{▽▽}			
	255/40 R 19 96 YVA ^{▽▽}			
	275/40 R 19 101 YHA ^{▽▽}			

SLK (R 170) 96-/00-04

2.0 200 Kompr. (120 kW)	⊙ 205/60 R 15 91 V	2.1	2.3	2.1	2.3
	205/55 R 16 91 WVA	2.1	2.1		
	225/55 R 16 95 WHA		2.3	2.3	
	225/45 R 17 91 WVA	2.1	2.1		
	245/40 R 17 91 WHA		2.3	2.3	
2.3 SLK 230 Kompr. (145 kW),	⊙ 205/55 R 16 91 V/WVA	2.1	2.1		
	⊙ 225/50 R 16 92 V/WHA [△]		2.3	2.3	
3.2 SLK 320 (160 kW)	225/45 R 17 91 WVA	2.1	2.1		
	245/40 R 17 91 WHA		2.3	2.3	
3.2 SLK 32 AMG (260 kW)	⊙ 225/45 ZR 17 VA	2.1	2.1		
	⊙ 245/40 ZR 17 HA		2.3	2.3	

SLK (R 171) 04-

2.0 SLK 200 Kompr. (120 kW)	⊙ 205/55 R 16 91 V	2.1	2.3	2.1	2.3
	205/55 R 16 91 VVA	2.1	2.1		
	225/50 R 16 92 VHA [△]		2.3	2.3	
	225/45 R 17 91 V [△]	2.1	2.3	2.1	2.3
3.0 SLK 300 (170 kW)	⊙ 205/55 R 16 91 VVA	2.1	2.1		
	⊙ 225/50 R 16 92 VHA [△]		2.3	2.3	
3.5 SLK 350 (200 kW)	⊙ 225/45 R 17 91 WVA	2.1	2.1		
	⊙ 245/40 R 17 91 WHA		2.3	2.3	
5.4 SLK 55 AMG (270 kW)	⊙ 225/40 ZR 18 YVA XL ^{▽▽}	2.2	2.2		
	⊙ 245/35 ZR 18 YHA XL ^{▽▽}		2.4	2.4	

SL (R 230) 01-/06-

3.7 SL 350 (180 kW) -05,	⊙ 255/45 R 17 98 W ^{▽▽}	2.1	2.3	2.2	2.7
3.5 SL 350 (200 kW) 06-,	255/40 R 18 95 W/YVA ^{▽▽}	2.1	2.2		
5.0 SL 500 (225 kW) -06,	285/35 R 18 97 W/YHA ^{▽▽}		2.3	2.7	
5.5 SL 500 (285 kW) 06-					



Mercedes-Benz

5.5 V 12 SL 600 (368 kW) -05,	⊙ 255/40 R 18 95 WVA ^{▽▽}	2.1	2.2		
	⊙ 285/35 R 18 97 WHA ^{▽▽}		2.3	2.7	
5.5 V 12 SL 600 (380 kW) 06-					
5.4 SL 55 AMG (350 kW) -02	⊙ 255/40 R 18 95 YVA ^{▽▽}	2.4	2.4		
	⊙ 285/35 R 18 97 YHA ^{▽▽}		2.5	2.8	
	255/35 ZR 19 VA XL ^{▽▽}	2.4	2.4		
	285/30 ZR 19 HA ^{▽▽}		2.5	2.8	
5.4 SL 55 AMG (368 kW) -05,	⊙ 255/35 ZR 19 VA XL ^{▽▽}	2.4	2.4		
5.4 V 8 SL 55 AMG (380 kW) 06-	⊙ 285/30 ZR 19 HA ^{▽▽}		2.5	2.8	
6.0 V 12 SL 65 AMG (450 kW) 04-	⊙ 255/35 ZR 19 VA XL ^{▽▽}	2.4	2.5		
	⊙ 285/30 ZR 19 HA ^{▽▽}		2.5	2.8	
5.4 SLR McLaren (460 kW)	⊙ 245/40 ZR 18 VA	2.4	2.5		
	⊙ 295/35 ZR 18 HA ^{▽▽}		2.5	2.8	
	255/35 ZR 19 VA XL ^{▽▽}	2.4	2.5		
	285/30 ZR 19 HA ^{▽▽}		2.5	2.8	
5.4 SLR McLaren 722 (478 kW) 06-	⊙ 255/35 ZR 19 VA XL ^{▽▽}	2.4	2.5		
	⊙ 285/30 ZR 19 HA ^{▽▽}		2.5	2.8	

Vaneo (414) 01-

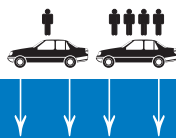
1.6 (60 kW), 1.6 (75 kW)	⊙ 185/60 R 15 94 T ^{▽▽}				
	195/55 R 15 89 H rf. ^{▽▽}				
	195/50 R 16 88 H rf. ^{▽▽}				
1.9 (92 kW)	⊙ 195/55 R 15 89 H rf. ^{▽▽}				
	195/50 R 16 88 H rf. ^{▽▽}				
1.7 CDI (55 kW), 1.7 CDI (66 kW)	185/60 R 15 94 T ^{▽▽}	2.5	2.2	2.5	2.8
	195/55 R 15 89 H rf. ^{▽▽}	2.4	2.0	2.4	2.6
	195/50 R 16 88 H rf. ^{▽▽}	2.4	2.0	2.4	2.6

Viano (639) 03-

3.0 V 6 (140 kW), 3.2 CDI (160 kW)	195/65 R 16 100 T ^{▽▽}				
	⊙ 205/65 R 16 103 T				
	225/60 R 16 101 T ^{▽▽}				
	225/55 R 17 104 H ^{▽▽}				
3.7 V 6 (170 kW)	⊙ 225/55 R 17 101 VXL [△]				
2.0 CDI (80 kW), 2.2 CDI (110 kW)	⊙ 205/65 R 16 103 T	2.7	2.7	3.0	3.5
	225/60 R 16 101 T ^{▽▽}				
	225/55 R 17 104 H ^{▽▽}				

V 96-

V 230, V 200 CDI, V 220 CDI	⊙ 195/70 R 15 97 T rf.	2.8	2.8	3.3	3.3
	215/65 R 15 100 T rf. ^{▽▽}	2.5	2.5	2.8	2.8



Mini

Mini / Mini Cabrio (R50/R52/R53) 01- /04-

1.6 Mini One (66 kW),	⊙ 175/65	R 15 84 T/H	▽▽	2.1	2.1	2.4	2.4
1.6 Mini Cabrio One (66 kW)	195/55	R 16 87 H (SSR)	▽▽	2.1	2.1	2.4	2.4
04-,	205/45	R 17 84 V (SSR)	▽▽	2.1	2.1	2.4	2.4
1.6 Mini Cooper (85 kW),	205/40	R 18 82 W (SSR)	▽▽	2.3	2.3	2.6	2.6
1.4 Mini One D (55 kW)							
03-06,							
1.4 Mini One D (65 kW)							
06-							

1.6 Cooper S (120 kW) 02-,	⊙ 195/55	R 16 87 V (SSR)	▽▽	2.1	2.1	2.4	2.4
1.6 Cabrio Cooper	205/45	R 17 84 V (SSR)	▽▽	2.3	2.3	2.6	2.6
S (120 kW) 04-	205/40	R 18 82 W	▽▽	2.5	2.5	2.8	2.8

Mini Cooper / S (R56) 06-

1.6 Mini Cooper (88 kW)	⊙ 175/65	R 15 84 H	▽▽	2.2	2.2	2.4	2.4
	195/55	R 16 87 H (SSR)	▽▽	2.2	2.2	2.4	2.4
	205/45	R 17 84 V (SSR)	▽▽	2.2	2.2	2.4	2.4
	205/40	R 18 82 V (SSR)	▽▽	2.4	2.4	2.6	2.6
1.6 Mini Cooper S (128 kW)	⊙ 195/55	R 16 87 V (SSR)	▽▽	2.2	2.2	2.4	2.4
	205/45	R 17 84 V (SSR)	▽▽	2.5	2.5	2.8	2.8
	205/40	R 18 82 W (SSR)	▽▽	2.5	2.5	2.8	2.8

Mitsubishi

Colt (V - CJO) 96-04

1.3 (60 kW), 1.6 (76 kW)	⊙ 175/70	R 13 82 T/H		2.1	2.1	2.4	2.4
	185/65	R 14 86 T/H		2.1	2.1	2.4	2.4

Colt (Z30) 04-

1.1 MPI 12 V (55 kW),	⊙ 175/65	R 14 82 T		2.2	2.2	2.5	2.5
1.5 DI-D (50 kW)	195/50	R 15 82 H ^Δ		2.2	2.2	2.5	2.5
	205/45	R 16 83 H ^Δ		2.2	2.2	2.5	2.5
1.3 MPI 16 V (70 kW),	⊙ 195/50	R 15 82 H ^Δ		2.2	2.2	2.5	2.5
1.5 MPI 16 V (80 kW),	205/45	R 16 83 H ^Δ		2.2	2.2	2.5	2.5
1.5 DI-D (70 kW)							
1.5 Turbo (110 kW)	⊙ 205/45	R 16 83 V		2.2	2.2	2.5	2.5

Colt CZC (Cabrio) 06-

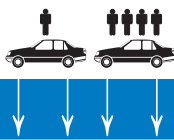
1.5 MPI (80 kW)	⊙ 195/50	R 15 82 H ^Δ		2.2	2.2	2.2	2.5
	205/45	R 16 83 H ^Δ		2.2	2.2	2.2	2.5
	205/40	R 17 80 H ^Δ		2.2	2.2	2.2	2.5
1.5 Turbo (110 kW)	⊙ 205/45	R 16 83 V		2.2	2.2	2.2	2.5
	205/40	R 17 80 V ^Δ		2.2	2.2	2.2	2.5

Lancer (CJO) 96-03

1.3	⊙ 175/70	R 13 82 T		2.1	2.1	2.4	2.4
-----	----------	-----------	--	-----	-----	-----	-----

Lancer 03-

1.3 (60 kW), 1.6 (72 kW)	⊙ 195/60	R 15 88 T ^Δ		2.1	2.1	2.4	2.4
2.0 Evo 8 (195 kW),	⊙ 235/45	R 17 94 W		2.2	1.9	2.2	1.9
2.0 Evo 9 (206 kW)							



Mitsubishi

Lancer Station Wagon (CAO/W) 93-03

1.6 (83 kW)	⊙ 175/70 R 13 82 T/H	2.4	2.4	2.4	2.4
	185/60 R 14 82 T/H	2.4	2.4	2.4	2.4

Lancer SW (Kombi) 03-

1.6 (72 kW)	⊙ 195/60 R 15 88 H	2.3	2.3	2.8	2.8
	195/50 R 16 84 H ^Δ	2.3	2.3	2.8	2.8
2.0 Sport (99 kW)	⊙ 195/50 R 16 84 V	2.3	2.3	2.8	2.8

Carisma (DA 0) 99-

1.6 (76 kW),	⊙ 195/60 R 15 88 H	2.1	1.9	2.3	2.4
1.8 GDI (90 kW)	195/55 R 15 85 H ^Δ	2.1	1.9	2.3	2.4
1.9 DI-D (75 kW),	⊙ 195/60 R 15 88 H	2.1	1.9	2.3	2.4
1.9 DI-D (85 kW)	195/55 R 15 85 H ^Δ	2.1	1.9	2.3	2.4
2.0 GT Evo VII (206 kW)	235/45 ZR 17				

Galant (EAO) 97-

2.0 (98 kW),	⊙ 195/60 R 15 88 V	2.5	2.3	2.6	2.4
2.4 GDI (106 kW)	205/60 R 15 91 V	2.5	2.3	2.6	2.4
2.5 V 6 24V (118 kW)	⊙ 195/60 R 15 88 V	2.5	2.3	2.6	2.4
	205/60 R 15 91 V	2.5	2.3	2.6	2.4

Galant Station Wagon (EAO) 97-

2.0 (98 kW),	⊙ 195/60 R 15 88 V	2.5	2.3	2.6	2.4
2.4 GDI (106 kW)	205/60 R 15 91 V	2.5	2.3	2.6	2.4
2.5 V 6 24V (118 kW)	⊙ 195/60 R 15 88 V	2.5	2.3	2.6	2.4
	205/60 R 15 91 V	2.5	2.3	2.6	2.4

Space Runner (N10/N50) 91-/97-

1.8 (85 kW)	⊙ 185/70 R 14 88 T	2.0	1.8	2.2	2.0
2.0 16V (100 kW),	⊙ 205/65 R 15 94 H	2.2	2.0	2.2	2.0
2.4 16V GDI (110 kW)					

Space Wagon (N 50) 98-


2.0 (98 kW),	⊙ 205/65 R 15 94 H	2.4	2.2	2.5	2.6
2.4 GDI 16V (108 kW)					

Space Star (DG0) 99-/01-

1.3 16V (60 kW)	⊙ 175/65 R 14 82 T	2.4	2.2	2.5	2.6
	185/65 R 14 86 H	2.4	2.2	2.5	2.6
1.6 16V (72 kW)	175/65 R 14 82 T	2.4	2.2	2.5	2.6
	⊙ 185/65 R 14 86 T	2.4	2.2	2.5	2.6
	195/55 R 15 85 T ^Δ	2.4	2.2	2.5	2.6
1.8 GDI 16V (82 kW)	⊙ 185/65 R 14 86 H	2.4	2.2	2.5	2.6
	195/55 R 15 85 H ^Δ	2.4	2.2	2.5	2.6
1.9 DiD (75 kW),	⊙ 175/65 R 14 82 T	2.4	2.2	2.5	2.6
1.9 DID (85 kW)	185/65 R 14 86 H	2.4	2.2	2.5	2.6
	195/55 R 15 85 H ^Δ	2.4	2.2	2.5	2.6

Space Gear (PA 0) 95-

2.0 (83 kW)	⊙ 215/65 R 15 96 H	2.4	2.2	2.5	2.6
-------------	--------------------	-----	-----	-----	-----



Mitsubishi

Grandis (NAOW) 04-

2.4 16V (121 kW),	⊙ 215/60 R 16 95 H▽▽	2.3	2.1	2.3	2.3
2.0 DI-D (100 kW)	215/55 R 17 94 V▽▽	2.3	2.3	2.3	2.5

Nissan

Micra (K11) 00-03

1.0 (44 kW)	⊙ 155/70 R 13 75 T	2.3	2.0	2.5	2.4
	175/60 R 13 77 H▽▽	2.3	2.0	2.5	2.4
	165/60 R 14 75 H	2.3	2.0	2.5	2.4
1.4 16V (60 kW)	⊙ 165/60 R 14 75 H	2.3	2.0	2.5	2.4
1.5 D (42 kW)	⊙ 155/70 R 13 75 T	2.3	2.0	2.5	2.4

Micra (K12) 03-

1.2 (48 kW), 1.2 (59 kW)	⊙ 165/70 R 14 81 T	2.3	2.0	2.5	2.4
	175/60 R 15 81 T▽▽	2.3	2.0	2.5	2.4
1.4 (65 kW)	⊙ 165/70 R 14 81 T	2.3	2.0	2.5	2.4
	175/60 R 15 81 T▽▽	2.3	2.0	2.5	2.4
1.5 dCi (48 kW),	⊙ 165/70 R 14 81 T	2.3	2.0	2.5	2.4
1.5 dCi (60 kW)	175/60 R 15 81 T▽▽	2.3	2.0	2.5	2.4
1.6 (81 kW)	⊙ 175/60 R 15 81 T▽▽	2.3	2.0	2.5	2.4
	185/50 R 16 81 T▽▽	2.3	2.0	2.5	2.4

Micra C+C 05-

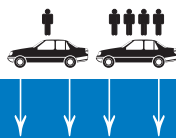
1.4 (65 kW)	⊙ 175/60 R 15 81 T▽▽	2.3	2.3	2.3	2.6
	185/50 R 16 81 T▽▽	2.3	2.3	2.3	2.6
1.6 (81 kW)	⊙ 175/60 R 15 81 H▽▽	2.3	2.3	2.3	2.6
	185/50 R 16 81 H▽▽	2.3	2.3	2.3	2.6

Almera (N16) 00-

1.5 (66 kW),	⊙ 185/65 R 15 88 T	2.3	2.1	2.3	2.3
	195/60 R 15 88 T ^Δ	2.3	2.1	2.3	2.3
1.8 16V (84 kW)	⊙ 185/65 R 15 88 H	2.3	2.1	2.3	2.3
	195/60 R 15 88 H	2.3	2.1	2.3	2.3
	195/55 R 16 87 H▽▽	2.3	2.1	2.3	2.1
2.2 dCi (82 kW)	⊙ 185/65 R 15 88 T	2.3	2.1	2.3	2.3
	195/60 R 15 88 T ^Δ	2.3	2.1	2.3	2.3
	195/55 R 16 87 T▽▽	2.3	2.1	2.3	2.3
1.5 dCi (60 kW) 03-	⊙ 185/65 R 15 88 T	2.3	2.1	2.3	2.3
	195/60 R 15 88 T ^Δ	2.3	2.1	2.3	2.3
	195/55 R 16 87 T▽▽	2.3	2.1	2.3	2.3
2.2 dCi (100 kW)	⊙ 185/65 R 15 88 V▽▽	2.3	2.1	2.3	2.3
	195/55 R 16 87 V▽▽	2.3	2.1	2.3	2.3

Almera Tino (V10) 00-

1.8 16V (84 kW)	⊙ 195/65 R 15 91 T	2.3	2.1	2.3	2.3
	205/55 R 16 91 H	2.3	2.1	2.3	2.3
2.0 CVT (100 kW),	⊙ 195/65 R 15 91 H	2.3	2.1	2.3	2.3
2.2 dCi (100 kW)	205/55 R 16 91 H	2.3	2.1	2.3	2.3
2.2 dCi (82 kW)	⊙ 195/65 R 15 91 T	2.3	2.1	2.3	2.3



Nissan

Note (E11) 06-

1.4 (65 kW)	⊙ 175/65 R 15 84 T ^{▽▽}	2.5	2.2	2.5	2.2
	185/65 R 15 88 T	2.3	2.1	2.3	2.1
	185/55 R 16 83 T ^{▽▽}	2.5	2.2	2.5	2.2
1.6 16V (81 kW)	⊙ 185/65 R 15 88 H	2.3	2.1	2.3	2.1
	185/55 R 16 83 H ^{▽▽}	2.5	2.2	2.5	2.2
1.5 dCi 70 (50 kW), 1.5 dCi 85 (63 kW)	⊙ 175/65 R 15 84 T ^{▽▽}	2.5	2.2	2.5	2.2
	185/65 R 15 88 T	2.3	2.1	2.3	2.1
	185/55 R 16 83 T ^{▽▽}	2.5	2.2	2.5	2.2

Primera (P11) 96- / 99-02

1.6 (78 kW), 1.8 (84 kW)	⊙ 185/65 R 15 88 H	2.2	2.0	2.3	2.2
	195/60 R 15 88 H	2.2	2.0	2.3	2.2
2.0 (103 kW)	⊙ 185/65 R 15 88 V ^{▽▽}	2.2	2.0	2.5	2.4
	195/60 R 15 88 V	2.2	2.0	2.5	2.4
2.0 TD (66 kW)	⊙ 185/65 R 15 88 H	2.2	2.0	2.3	2.3
	195/60 R 15 88 H	2.2	2.0	2.3	2.3

Primera Traveller (P11) 99-02

1.8 (84 kW)	⊙ 185/65 R 15 88 H	2.2	2.2	2.2	2.5
	195/60 R 15 88 H	2.2	2.2	2.2	2.5
2.0 (103 kW)	⊙ 185/65 R 15 88 V ^{▽▽}	2.2	2.2	2.2	2.5
	195/60 R 15 88 V	2.2	2.2	2.2	2.5
2.0 TD (66 kW)	⊙ 185/65 R 15 88 H	2.2	2.2	2.3	2.5
	195/60 R 15 88 H	2.2	2.2	2.3	2.5

Primera (P12) 02-


1.6 16V (80 kW),	⊙ 205/60 R 16 92 H [△]	2.2	2.0	2.3	2.2
1.8 16V (85 kW)	215/50 R 17 91 H [△]	2.2	2.0	2.3	2.2
2.0 16V (103 kW),	⊙ 205/60 R 16 92 V	2.2	2.0	2.5	2.4
2.5 16V (125 kW),	215/50 R 17 91 V [△]	2.2	2.0	2.5	2.4
2.2 dCi (102 kW)					
2.2 TD (93 kW),	⊙ 205/60 R 16 92 H [△]	2.2	2.0	2.5	2.4
1.9 dCi (88 kW) 03-	215/50 R 17 91 H [△]	2.2	2.0	2.5	2.4

Primera Traveller (P12) 02-

1.6 16V (80 kW),	⊙ 205/60 R 16 92 H [△]	2.2	2.2	2.2	2.5
1.8 16V (85 kW)	215/50 R 17 91 H [△]	2.2	2.2	2.2	2.5
2.0 16V (103 kW),	⊙ 205/60 R 16 92 V	2.2	2.2	2.2	2.5
2.5 16V (125 kW),	215/50 R 17 91 V [△]	2.2	2.2	2.2	2.5
2.2 dCi (102 kW)					
2.2 TD (93 kW),	⊙ 205/60 R 16 92 H [△]	2.2	2.2	2.2	2.5
1.9 dCi (88 kW) 03-	215/50 R 17 91 H [△]	2.2	2.2	2.2	2.5

Maxima QX (A 33) 00-

2.0 V6 (103 kW)	⊙ 205/65 R 15 94 V	2.5	2.2	2.7	2.5
	215/55 R 16 93 V [△]	2.5	2.2	2.7	2.5
3.0 V6 (147 kW)	⊙ 205/65 R 15 94 V	2.5	2.2	2.7	2.5
	215/55 R 16 93 V [△]	2.5	2.2	2.7	2.5
	225/50 R 17 94 V [△]	2.5	2.2	2.7	2.5



Nissan

200 SX (S14) 94-

2.0 Turbo 16V (147 kW)	⊙ 205/55 R 16 91 V	2.2	2.2	2.5	3.0
------------------------	--------------------	-----	-----	-----	-----

350 Z (Z33 - Coupé/ Cabrio) 03- /06-

3.5 V6 (206 kW) -06,	⊙ 225/50 ZR 17 WVA	2.4		2.4	
3.5 V6 (221 kW) 06-	⊙ 235/50 ZR 17 WHA ^{▽▽}		2.2		2.2
	225/45 ZR 18 WVA ^{▽▽}	2.4		2.4	
	245/45 ZR 18 WHA		2.2		2.2

Opel

Agila (F68) 00- /03-


1.0 12V (44 kW),	⊙ 155/65 R 14 75 T	2.3	2.3	2.4	3.0
1.2 16V (55 kW) -03,	165/60 R 14 75 T [△]	2.3	2.5	2.4	3.0
1.2 16V (59 kW) 03-					
1.3 CDTI (51 kW)	⊙ 165/60 R 14 79 T ^{rf.▽▽}	2.5	2.5	2.7	3.0

Corsa C (F08/F68) 00- /03-06

1.0 12V (43 kW),	155/80 R 13 79 T	2.2	1.8	2.4	2.8
1.2 16V (55 kW) -03,	⊙ 175/65 R 14 82 T	2.2	1.8	2.4	2.8
1.2 16V (59 kW) 03-	185/55 R 15 82 H [△]	2.2	1.8	2.4	2.8
	195/45 R 16 80 V	2.2	1.8	2.4	2.8
1.4 16V (66 kW)	⊙ 175/65 R 14 82 T	2.3	2.1	2.4	2.8
	185/55 R 15 82 H [△]	2.3	2.1	2.4	2.8
	195/45 R 16 80 V	2.3	2.1	2.4	2.8
1.8 16V Sport (92 kW)	⊙ 185/55 R 15 82 H [△]	2.3	2.1	2.4	2.8
	195/45 R 16 84 VXL ^{▽▽}	2.6	2.4	2.6	3.0
	205/40 R 17 84 VXL [△]	2.6	2.4	2.6	3.0
1.3 CDTI (51 kW) 03-,	⊙ 175/65 R 14 82 T	2.3	2.1	2.4	2.8
1.7 DI 16V (48 kW),	185/55 R 15 82 T [△]	2.3	2.1	2.4	2.8
1.7 DTI 16V (55 kW)	195/45 R 16 84 VXL ^{▽▽}	2.4	2.2	2.6	3.0
	205/40 R 17 84 VXL [△]	2.4	2.2	2.6	3.0
1.7 CDTI (74 kW) 03-	185/60 R 15 84 H	2.4	2.2	2.6	2.8
	⊙ 185/55 R 15 86 HXL ^{▽▽}	2.3	2.1	2.4	2.8
	195/45 R 16 84 VXL ^{▽▽}	2.7	2.5	2.7	2.9
	205/40 R 17 84 VXL [△]	2.7	2.5	2.7	2.9

Corsa (S-D) 06-

1.0 (44 kW)	⊙ 185/70 R 14 88 T	2.0	1.8	2.6	3.2
	185/65 R 15 88 T	2.0	1.8	2.6	3.2
	195/60 R 15 88 T [△]	2.0	1.8	2.6	3.2
	195/55 R 16 87 H ^{▽▽}	2.0	1.8	2.6	3.2
	195/55 RF 16 91 HXL (SSR) ^{▽▽}	2.0	1.8	2.6	3.2
1.2 (59 kW), 1.4 (66 kW),	⊙ 185/70 R 14 88 T	2.0	1.8	2.6	3.2
1.3 CDTI (55 kW)	185/65 R 15 88 T	2.0	1.8	2.6	3.2
	195/60 R 15 88 T [△]	2.0	1.8	2.6	3.2
	195/55 R 16 87 H ^{▽▽}	2.0	1.8	2.6	3.2
	195/55 RF 16 91 HXL (SSR) ^{▽▽}	2.0	1.8	2.6	3.2
	215/45 R 17 87 V [△]	2.0	1.8	2.6	3.2



Opel

1.3 CDTI (66 kW)	⊙ 185/65 R 15 88 T	2.0	1.8	2.6	3.2
	195/60 R 15 88 T ^Δ	2.0	1.8	2.6	3.2
	195/55 R 16 87 H ^{▽▽}	2.0	1.8	2.6	3.2
	195/55 RF 16 91 HXL (SSR) ^{▽▽}	2.0	1.8	2.6	3.2
	215/45 R 17 87 V ^Δ	2.0	1.8	2.6	3.2
1.7 CDTI (92 kW)	⊙ 185/65 R 15 88 H	2.0	1.8	2.6	3.2
	195/60 R 15 88 H	2.0	1.8	2.6	3.2
	195/55 R 16 87 H ^{▽▽}	2.0	1.8	2.6	3.2
	215/45 R 17 87 V ^Δ	2.0	1.8	2.6	3.2

Combo (C) 01-


1.4 (66 kW), 1.3 CDTI (55 kW), 1.7 DI 16 V (48 kW)	⊙ 175/70 R 14 84 T	2.4	2.4	2.4	3.5
	185/60 R 15 84 T ^Δ	2.4	2.4	2.4	3.5
	185/60 R 15 88 HXL	2.4	2.4	2.4	3.5
	195/50 R 16 88 HXL ^{▽▽}	2.4	2.4	2.4	3.5
1.6 (64 kW), 1.6 (71 kW), 1.7 DTI 16 V (55 kW), 1.7 CDTI (74 kW)	⊙ 185/60 R 15 88 HXL	2.4	2.4	2.4	3.5
	195/50 R 16 88 HXL ^{▽▽}	2.4	2.4	2.4	3.5

Tigra (Twintop) 04-

1.4 (66 kW), 1.3 CDTI (51 kW) 06-	⊙ 185/60 R 15 84 H	2.3	2.1	2.3	2.1
	205/50 R 16 87 H ^Δ	2.3	2.1	2.3	2.1
	205/45 R 17 88 VXL ^Δ	2.3	2.1	2.3	2.1
1.8 (92 kW)	185/60 R 15 84 V ^{▽▽}	2.3	2.1	2.3	2.1
	205/50 R 16 87 V ^Δ	2.3	2.1	2.3	2.1
	205/45 R 17 88 VXL ^Δ	2.3	2.1	2.3	2.1

Astra II (G) 98- /00-03

1.2 16 V (55 kW)	⊙ 165/70 R 14 81 T	2.1	1.9	2.3	2.9
	175/70 R 14 84 T	2.1	1.9	2.3	2.9
	185/70 R 14 88 T	2.1	1.9	2.3	2.9
	185/65 R 15 88 T	2.1	1.9	2.3	2.9
	195/60 R 15 88 H	2.1	1.9	2.3	2.9
1.4 16 V (66 kW), 1.6 (62 kW)	⊙ 175/70 R 14 84 T	2.2	1.9	2.4	2.8
	185/65 R 14 86 T	2.2	1.9	2.4	2.8
	185/65 R 15 88 T	2.2	1.9	2.4	2.8
	195/60 R 15 88 H	2.2	1.9	2.4	2.8
	205/50 R 16 87 V ^Δ	2.2	1.9	2.4	2.8
1.6 16 V (74 kW), 1.6 Twinport (76 kW)	185/65 R 14 86 H	2.2	1.9	2.4	2.8
	⊙ 185/65 R 15 88 H	2.2	1.9	2.4	2.8
	195/60 R 15 88 H	2.2	1.9	2.4	2.8
1.8 16 V (92 kW)	205/50 R 16 87 V ^Δ	2.2	1.9	2.4	2.8
	⊙ 195/60 R 15 88 V	2.2	1.9	2.4	2.8
2.2 16 V (108 kW)	205/50 R 16 87 V ^Δ	2.2	1.9	2.4	2.8
	⊙ 195/60 R 15 88 V	2.4	2.1	2.5	2.9
2.0 Turbo OPC (147 kW) 02-	205/50 R 16 87 W	2.4	2.1	2.5	2.9
	⊙ 215/40 R 17 87 WXL	2.4	2.1	2.5	2.9




Opel

1.7 CDTI 16V (59 kW)	⊙ 175/70 R 14 84 T	2.4	2.1	2.5	2.9
	185/65 R 14 86 T	2.4	2.1	2.5	2.9
	185/65 R 15 88 T	2.4	2.1	2.5	2.9
	195/60 R 15 88 H	2.4	2.1	2.5	2.9
	205/50 R 16 87 V ^Δ	2.4	2.1	2.5	2.9
2.0 DTL (60 kW)	185/65 R 14 86 T	2.4	2.1	2.5	2.9
	185/65 R 15 88 T	2.4	2.1	2.5	2.9
	⊙ 195/60 R 15 88 H	2.4	2.1	2.5	2.9
2.0 DTI 16V (74 kW)	205/50 R 16 87 V ^Δ	2.4	2.1	2.5	2.9
	185/65 R 15 88 H	2.4	2.1	2.5	2.9
	⊙ 195/60 R 15 88 H	2.4	2.1	2.5	2.9
2.2 DTI 16V (92 kW) 02-	205/50 R 16 87 V ^Δ	2.4	2.1	2.5	2.9
	⊙ 195/60 R 15 88 V	2.4	2.1	2.5	2.9
	205/50 R 16 87 V ^Δ	2.4	2.1	2.5	2.9

Astra III (H) 04- / 07-

1.4 (66 kW), 1.6 (77 kW)	⊙ 195/65 R 15 91 T/H	1.9	1.9	2.0	2.5
	205/55 R 16 91 H	1.9	1.9	2.0	2.5
	205/55 RF 16 91 H (SSR) ^{▽▽}	2.0	2.0	2.1	2.6
	215/45 R 17 91 VXL ^Δ	2.3	2.1	2.5	2.9
	225/40 R 18 92 WXL	2.3	2.1	2.5	2.9
1.8 (92 kW) -07, 1.6 (85 kW) 07-	⊙ 195/65 R 15 91 H	1.9	1.9	2.0	2.5
	205/55 R 16 91 H	1.9	1.9	2.0	2.5
	205/55 RF 16 91 H (SSR) ^{▽▽}	2.1	2.1	2.2	2.7
	215/45 R 17 91 VXL ^Δ	2.3	2.1	2.5	2.9
	225/45 R 17 91 V (SSR) ^{▽▽}	2.1	2.1	2.2	2.7
1.8 (103 kW) 07-, 1.6 Turbo (132 kW) 07-, 2.0 Turbo (125 kW) -07	225/40 R 18 92 WXL	2.3	2.1	2.5	2.9
	⊙ 205/55 R 16 91 V	2.3	2.1	2.5	2.9
	205/55 RF 16 91 V (SSR) ^{▽▽}	2.4	2.2	2.5	2.9
	215/45 R 17 91 VXL ^Δ	2.5	2.3	2.6	3.0
	225/45 R 17 91 V (SSR) ^{▽▽}	2.4	2.2	2.5	2.9
2.0 Turbo OPC (147 kW), 1.9 CDTI (110 kW)	225/40 R 18 92 WXL	2.5	2.3	2.6	3.0
	⊙ 205/55 R 16 91 V	2.3	2.1	2.5	2.9
	205/55 RF 16 91 V (SSR) ^{▽▽}	2.5	2.3	2.6	3.0
	215/45 R 17 91 VXL ^Δ	2.6	2.4	2.7	3.1
	225/45 R 17 91 V (SSR) ^{▽▽}	2.5	2.3	2.6	3.0
1.7 CDTI (59 kW) -06, 1.3 CDTI (66 kW)	225/40 R 18 92 WXL	2.6	2.4	2.7	3.1
	⊙ 195/65 R 15 91 T	2.1	2.1	2.5	2.9
	205/55 R 16 91 H	2.1	2.1	2.5	2.9
	205/55 RF 16 91 H (SSR) ^{▽▽}	2.1	2.1	2.5	2.9
	215/45 R 17 91 VXL ^Δ	2.3	2.1	2.5	2.9
1.7 CDTI (74 kW) -07, 1.9 CDTI (74 kW) 07-	225/45 R 17 91 V (SSR) ^{▽▽}	2.1	2.1	2.5	2.9
	225/40 R 18 92 WXL	2.3	2.1	2.5	2.9
	⊙ 195/65 R 15 91 H	2.1	2.1	2.5	2.9
	205/55 R 16 91 H	2.1	2.1	2.5	2.9
	205/55 RF 16 91 H (SSR) ^{▽▽}	2.4	2.2	2.5	2.9
	215/45 R 17 91 VXL ^Δ	2.5	2.3	2.6	3.0
	225/45 R 17 91 V (SSR) ^{▽▽}	2.4	2.2	2.5	2.9
	225/40 R 18 92 WXL	2.5	2.3	2.6	3.0



Opel

1.9 CDTI (88 kW)	⊙ 205/55 R 16 91 H	2.1	2.1	2.5	2.9
	215/45 R 17 91 VXL ^Δ	2.5	2.3	2.6	3.0
	225/45 R 17 91 V (SSR) ^{▽▽}	2.4	2.2	2.5	2.9
	225/40 R 18 92 WXL	2.5	2.3	2.6	3.0

Astra GTC (H/C) 05- / 07-

1.4 (66 kW), 1.6 (77 kW)	⊙ 195/65 R 15 91 T/H	1.9	1.9	2.0	2.5
	205/55 R 16 91 V	1.9	1.9	2.0	2.5
	205/55 RF 16 91 V (SSR) ^{▽▽}	2.0	2.0	2.1	2.6
	215/45 R 17 91 VXL ^Δ	2.3	2.1	2.5	2.9
	225/45 R 17 91 V ^Δ	2.0	2.0	2.1	2.6
	225/40 R 18 92 WXL	2.3	2.1	2.5	2.9

1.8 (92 kW) -07, 1.6 (85 kW) 07-	⊙ 195/65 R 15 91 H	1.9	1.9	2.0	2.5
	205/55 R 16 91 H	1.9	1.9	2.0	2.5
	205/55 RF 16 91 V (SSR) ^{▽▽}	2.1	2.1	2.2	2.7
	215/45 R 17 91 VXL ^Δ	2.3	2.1	2.5	2.9
	225/45 R 17 91 V (SSR) ^{▽▽}	2.1	2.1	2.2	2.7
	225/40 R 18 92 WXL	2.3	2.1	2.5	2.9

1.6 Turbo (132 kW) 07-, 2.0 Turbo (125 kW) -07	⊙ 205/55 R 16 91 V	2.3	2.1	2.5	2.9
	205/55 RF 16 91 V (SSR) ^{▽▽}	2.4	2.2	2.5	2.9
	215/45 R 17 91 VXL ^Δ	2.5	2.3	2.6	3.0
	225/45 R 17 91 V (SSR) ^{▽▽}	2.4	2.2	2.5	2.9
	225/40 R 18 92 WXL	2.5	2.3	2.6	3.0


2.0 Turbo (147 kW), 1.9 CDTI (110 kW)	⊙ 205/55 R 16 91 V	2.3	2.1	2.5	2.9
	205/55 RF 16 91 V (SSR) ^{▽▽}	2.5	2.3	2.6	3.0
	215/45 R 17 91 VXL ^Δ	2.6	2.4	2.7	3.1
	225/45 R 17 91 V (SSR) ^{▽▽}	2.5	2.3	2.6	3.0
	225/40 R 18 92 WXL	2.6	2.4	2.7	3.1
	235/35 R 19 91 WXL	2.6	2.4	2.7	3.1

2.0 Turbo (177 kW) 06-	⊙ 225/40 R 18 92 YXL ^{▽▽}				
	235/35 ZR 19 YXL ^{▽▽}				

1.3 CDTI (66 kW)	⊙ 195/65 R 15 91 T	2.1	2.1	2.5	2.9
	205/55 R 16 91 H	2.1	2.1	2.5	2.9
	205/55 RF 16 91 V (SSR) ^{▽▽}	2.1	2.1	2.5	2.9
	215/45 R 17 91 VXL ^Δ	2.3	2.1	2.5	2.9
	225/45 R 17 91 V (SSR) ^{▽▽}	2.1	2.1	2.5	2.9
	225/40 R 18 92 WXL	2.3	2.1	2.5	2.9

1.7 CDTI (74 kW) -07, 1.9 CDTI (74 kW) 07-	⊙ 195/65 R 15 91 H	2.1	2.1	2.5	2.9
	205/55 R 16 91 H	2.1	2.1	2.5	2.9
	205/55 RF 16 91 V (SSR) ^{▽▽}	2.4	2.2	2.5	2.9
	215/45 R 17 91 VXL ^Δ	2.5	2.3	2.6	3.0
	225/45 R 17 91 V (SSR) ^{▽▽}	2.4	2.2	2.5	2.9
	225/40 R 18 92 WXL	2.5	2.3	2.6	3.0

1.9 CDTI (88 kW)	⊙ 205/55 R 16 91 H	2.1	2.1	2.5	2.9
	215/45 R 17 91 VXL ^Δ	2.5	2.3	2.6	3.0
	225/45 R 17 91 V (SSR) ^{▽▽}	2.4	2.2	2.5	2.9
	225/40 R 18 92 WXL	2.5	2.3	2.6	3.0



Opel

Astra II Caravan (G) 98- /00-04

1.2 (55 kW)	⊙ 175/70 R 14 84 T	2.0	1.8	2.1	3.2
	185/65 R 15 88 T	2.0	1.8	2.1	3.2
	195/60 R 15 88 H	2.0	1.8	2.1	3.2
1.4 16V (66 kW), 1.6 (62 kW), 1.6 CNG (71 kW) 02-	⊙ 175/70 R 14 84 T	2.2	2.0	2.3	3.2
	185/65 R 14 86 T	2.2	2.0	2.3	3.2
	185/65 R 15 88 T	2.2	2.0	2.3	3.2
	195/60 R 15 88 H	2.2	2.0	2.3	3.2
	205/50 R 16 87 V ^Δ	2.2	2.0	2.3	3.2
1.6 16V (74 kW), 1.6 Twinport (76 kW)	185/65 R 14 86 H	2.2	2.0	2.3	3.2
	⊙ 185/65 R 15 88 H	2.2	2.0	2.3	3.2
	195/60 R 15 88 H	2.2	2.0	2.3	3.2
	205/50 R 16 87 V ^Δ	2.2	2.0	2.3	3.2
1.8 16V (92 kW)	⊙ 195/60 R 15 88 H	2.2	2.0	2.3	3.2
	205/50 R 16 87 V ^Δ	2.2	2.0	2.3	3.2
2.2 16V (108 kW)	⊙ 195/60 R 15 88 V	2.3	2.1	2.5	3.4
	205/50 R 16 87 V ^Δ	2.3	2.1	2.5	3.4
2.0 Turbo OPC (147 kW) 02-	205/50 R 16 87 W				
	⊙ 215/40 R 17 87 WXL				
1.7 CDTI 16V (59 kW)	⊙ 175/70 R 14 84 T	2.3	2.1	2.5	3.4
	185/65 R 14 86 T	2.3	2.1	2.5	3.4
	185/65 R 15 88 T	2.3	2.1	2.5	3.4
	195/60 R 15 88 H	2.3	2.1	2.5	3.4
	205/50 R 16 87 V ^Δ	2.3	2.1	2.5	3.4
2.0 DT (60 kW)	⊙ 185/65 R 14 86 T	2.3	2.1	2.5	3.4
	185/65 R 15 88 T	2.3	2.1	2.5	3.4
	195/60 R 15 88 H	2.3	2.1	2.5	3.4
	205/50 R 16 87 V ^Δ	2.3	2.1	2.5	3.4
2.0 DTI 16V (74 kW)	185/65 R 15 88 H	2.4	2.2	2.5	3.4
	⊙ 195/60 R 15 88 H	2.4	2.2	2.5	3.4
	205/50 R 16 87 V ^Δ	2.4	2.2	2.5	3.4
2.2 DTI 16V (92 kW) 02-	⊙ 195/60 R 15 88 V	2.4	2.2	2.5	3.4
	205/50 R 16 87 V ^Δ	2.4	2.2	2.5	3.4

Astra III Caravan (H/SW) 04- /07-

1.4 (66 kW), 1.6 (77 kW)	⊙ 195/65 R 15 91 T/H	2.0	2.0	2.1	2.6
	205/55 R 16 91 H	2.0	2.0	2.1	2.6
	205/55 RF 16 91 V (SSR) ^{▽▽}	2.0	2.0	2.1	2.6
	215/45 R 17 91 VXL ^Δ	2.3	2.1	2.5	2.9
	225/45 R 17 91 V ^Δ	2.0	2.0	2.1	2.6
	225/45 R 17 91 V (SSR) ^{▽▽}	2.0	2.0	2.1	2.6
	225/40 R 18 92 WXL	2.3	2.1	2.5	2.9
	1.6 (85 kW) 07-, 1.8 (92 kW) -07	⊙ 195/65 R 15 91 T/H	2.0	2.0	2.1
205/55 R 16 91 H	2.0	2.0	2.1	2.6	
205/55 RF 16 91 V (SSR) ^{▽▽}	2.2	2.2	2.3	2.8	
215/45 R 17 91 VXL ^Δ	2.3	2.1	2.5	2.9	
225/45 R 17 91 V ^Δ	2.0	2.0	2.1	2.6	
225/45 R 17 91 V (SSR) ^{▽▽}	2.2	2.2	2.3	2.8	
225/40 R 18 92 WXL	2.3	2.1	2.5	2.9	



Opel

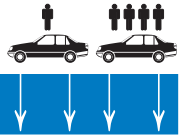
1.8 (103 kW) 07–,	205/55 R 16 91 V	2.3	2.1	2.5	2.9
2.0 Turbo (125 kW) –07,	205/55 RF 16 91 V (SSR) ▽▽	2.4	2.2	2.5	2.9
1.6 Turbo (132 kW) 07–,	215/45 R 17 91 VXL Δ	2.7	2.5	2.8	3.1
2.0 Turbo (147 kW),	225/45 R 17 91 V Δ	2.3	2.1	2.5	2.9
1.9 CDTI (88 kW),	225/45 R 17 91 V (SSR) ▽▽	2.4	2.2	2.5	2.9
1.9 CDTI (110 kW)	225/40 R 18 92 WXL	2.7	2.5	2.8	3.1
1.3 CDTI (66 kW) 07–,	⊙ 195/65 R 15 91 T/H	2.1	2.1	2.5	2.9
1.7 CDTI (59 kW) –07	205/55 R 16 91 H	2.1	2.1	2.5	2.9
	205/55 RF 16 91 V (SSR) ▽▽	2.1	2.1	2.5	2.9
	215/45 R 17 91 VXL Δ	2.3	2.1	2.5	2.9
	225/45 R 17 91 V Δ	2.1	2.1	2.5	2.9
	225/45 R 17 91 V (SSR) ▽▽	2.1	2.1	2.5	2.9
	225/40 R 18 92 WXL	2.3	2.1	2.5	2.9
1.7 CDTI (74 kW) –07,	⊙ 195/65 R 15 91 H	2.1	2.1	2.5	2.9
1.9 CDTI (74 kW) 07–	205/55 R 16 91 V	2.1	2.1	2.5	2.9
	205/55 RF 16 91 V (SSR) ▽▽	2.4	2.2	2.5	2.9
	215/45 R 17 91 VXL Δ	2.5	2.3	2.6	3.0
	225/45 R 17 91 V Δ	2.1	2.1	2.5	2.9
	225/45 R 17 91 V (SSR) ▽▽	2.4	2.2	2.5	2.9
	225/40 R 18 92 WXL	2.5	2.3	2.6	3.0

Astra II Coupé (G) 99–06

1.8 16V (92 kW)	195/60 R 15 88 V	2.1	1.9	2.3	2.7
	⊙ 205/50 R 16 87 V Δ	2.1	1.9	2.3	2.7
	215/40 ZR 17 YXL ▽▽	2.1	1.9	2.3	2.7
2.2 16V (108 kW)	195/60 R 15 88 V	2.3	2.1	2.5	2.9
	⊙ 205/50 R 16 87 V Δ	2.3	2.1	2.5	2.9
	215/40 ZR 17 YXL ▽▽	2.3	2.1	2.5	2.9
2.0 Turbo (140 kW),	205/50 R 16 87 W	2.5	2.3	2.7	3.1
2.0 Turbo (147 kW)	⊙ 215/40 ZR 17 YXL ▽▽	2.5	2.3	2.7	3.1
2.2 DTI 16V (92 kW) 02–	195/60 R 15 88 V	2.3	2.1	2.5	2.9
	205/50 R 16 87 V Δ	2.3	2.1	2.5	2.9
	215/40 R 17 87 VXL Δ	2.3	2.1	2.5	2.9

Astra II Cabrio (G) 01–06

1.6 16V (74 kW)	⊙ 195/60 R 15 88 V	2.0	1.8	2.2	2.6
	205/50 R 16 87 V Δ	2.0	1.8	2.2	2.6
1.8 16V (92 kW)	195/60 R 15 88 V	2.2	1.9	2.3	2.7
	⊙ 205/50 R 16 87 V Δ	2.2	1.9	2.3	2.7
	215/40 ZR 17 YXL ▽▽	2.2	1.9	2.3	2.7
2.2 16V (108 kW)	195/60 R 15 88 V	2.3	2.1	2.5	2.9
	⊙ 205/50 R 16 87 V Δ	2.3	2.1	2.5	2.9
	215/40 ZR 17 YXL ▽▽	2.3	2.1	2.5	2.9
2.0 Turbo (140 kW),	205/50 R 16 87 W	2.5	2.3	2.8	3.2
2.0 Turbo (147 kW)	⊙ 215/40 ZR 17 YXL ▽▽	2.5	2.3	2.8	3.2
2.2 DTI 16V (92 kW) 02–	⊙ 195/60 R 15 88 V	2.3	2.1	2.5	2.9
	205/50 R 16 87 V Δ	2.3	2.1	2.5	2.9



Opel

Astra Twin Top (H) 06-

1.6 (77 kW)	⊙ 205/55 R 16 91 H	2.1	2.1	2.2	2.6
	225/45 R 17 91 V ^Δ	2.1	2.1	2.2	2.6
	225/40 R 18 92 WXL	2.3	2.1	2.4	2.8
1.8 (103 kW)	⊙ 205/55 R 16 91 V	2.1	2.1	2.2	2.6
	225/45 R 17 91 V ^Δ	2.1	2.1	2.2	2.6
	225/40 R 18 92 WXL	2.3	2.1	2.4	2.8
2.0 Turbo (125 kW), 1.9 CDTI (110 kW)	⊙ 205/55 R 16 91 V	2.3	2.1	2.4	2.8
	225/45 R 17 91 V ^Δ	2.3	2.1	2.4	2.8
	225/40 R 18 92 WXL	2.5	2.3	2.6	3.0
2.0 Turbo (147 kW)	⊙ 205/55 R 16 91 V	2.5	2.3	2.6	3.0
	225/45 R 17 91 V ^Δ	2.5	2.3	2.6	3.0
	225/40 R 18 92 WXL	2.6	2.4	2.7	3.1

Meriva 03-


1.4 (66 kW) 06-	⊙ 185/60 R 15 84 T ^Δ	2.4	2.2	2.6	3.0
	205/50 R 16 87 H ^Δ	2.4	2.2	2.6	3.0
	205/45 R 17 88 HXL ^Δ	2.4	2.2	2.6	3.0
1.6 (74 kW) -06, 1.6 (77 kW) 06-, 1.8 (92 kW), 1.7 DTI (55 kW) -06, 1.3 CDTI (55 kW) 06-	⊙ 185/60 R 15 88 HXL	2.4	2.2	2.6	3.0
	205/50 R 16 87 H ^Δ	2.4	2.2	2.6	3.0
	205/45 R 17 88 VXL ^Δ	2.4	2.2	2.6	3.0
1.6 Turbo OPC (132 kW) 06-	⊙ 205/45 R 17 88 WXL	2.8	2.6	3.0	3.4
1.7 CDTI (74 kW)	⊙ 185/60 R 15 88 HXL	2.6	2.4	2.8	3.2
	205/50 R 16 87 H ^Δ	2.6	2.4	2.8	3.2
	205/45 R 17 88 VXL ^Δ	2.6	2.4	2.8	3.2

Zafira (T98) 99- / 02-

1.6 CNG (71 kW), 1.6 16V (74 kW), 1.8 16V (92 kW), 2.2 16V (108 kW)	⊙ 195/65 R 15 91 H	2.2	2.2	2.8	3.2
	205/55 R 16 91 V	2.2	2.2	2.8	3.2
	215/45 R 17 91 VXL ^Δ	2.2	2.2	2.8	3.2
2.0 16V Turbo OPC (141 kW)	205/55 R 16 91 V	2.4	2.4	2.8	3.2
	215/45 R 17 91 VXL ^Δ	2.2	2.2	2.8	3.2
	⊙ 225/45 R 17 91 Y/W	2.4	2.4	2.8	3.2
2.0 DTI 16V (74 kW), 2.2 DTI 16V (92 kW)	⊙ 195/65 R 15 91 H	2.2	2.2	2.8	3.2
	205/55 R 16 91 V	2.2	2.2	2.8	3.2
	215/45 R 17 91 VXL ^Δ	2.2	2.2	2.8	3.2

Zafira 05-

1.6 Twinport (77 kW)	⊙ 195/65 R 15 91 T	1.9	1.9	2.0	2.5
	205/55 R 16 91 H	1.9	1.9	2.0	2.5
	205/55 RF 16 91 V (SSR) ^{▽▽}	2.0	2.0	2.1	2.6
	225/45 R 17 91 V ^Δ	1.9	1.9	2.0	2.5
	225/45 R 17 91 V (SSR) ^{▽▽}	2.0	2.0	2.1	2.6




Opel

1.8 (103 kW), 2.2 Direct (110 kW)	⊙ 205/55 R 16 91 H	1.9	1.9	2.0	2.5
	205/55 RF 16 91 V (SSR) ▽▽	2.1	2.1	2.2	2.7
	225/45 R 17 91 V ^Δ	1.9	1.9	2.0	2.5
	225/45 R 17 91 V (SSR) ▽▽	2.1	2.1	2.2	2.7
2.0 Turbo OPC (147 kW), 1.9 CDTI (110 kW)	⊙ 205/55 R 16 91 V	2.3	2.1	2.5	2.9
	225/45 R 17 91 V ^Δ	2.3	2.1	2.5	2.7
	225/40 R 18 92 VXL ^Δ	2.6	2.4	2.7	3.1
1.9 CDTI (74 kW), 1.9 CDTI (88 kW)	⊙ 195/65 R 15 91 H	1.9	1.9	2.0	2.5
	205/55 R 16 91 H	1.9	1.9	2.0	2.5
	205/55 RF 16 91 H (SSR) ▽▽	2.0	2.0	2.1	2.6
	225/45 R 17 91 V ^Δ	1.9	1.9	2.0	2.5
	225/45 R 17 91 H (SSR) ▽▽	2.0	2.0	2.1	2.6
2.0 Turbo OPC (177 kW)	⊙ 225/40 R 18 92 YXL ▽▽	2.5	2.3	2.7	3.2
	235/35 R 19 91 YXL ▽▽	2.5	2.3	2.7	3.2

Vectra (C F68) 02- / 05-

1.6 Ecotec (74 kW), 1.6 Ecotec (77 kW)	⊙ 195/65 R 15 91 H	2.0	2.2	2.2	2.7
	205/55 R 16 91 H	2.0	2.2	2.2	2.7
	215/55 R 16 93 H ^Δ	2.0	2.2	2.2	2.7
	215/50 R 17 91 W	2.0	2.2	2.2	2.7
	225/45 R 17 91 W	2.0	2.2	2.2	2.7
	225/45 R 18 91 W ▽▽	2.0	2.2	2.2	2.7
1.8 16V (90 kW)	⊙ 195/65 R 15 91 H	2.0	2.2	2.2	2.7
	205/55 R 16 91 H	2.0	2.2	2.2	2.7
	215/55 R 16 93 H ^Δ	2.0	2.2	2.2	2.7
	215/50 R 17 91 W	2.0	2.2	2.2	2.7
	225/45 R 17 91 W	2.0	2.2	2.2	2.7
	225/45 R 18 91 W ▽▽	2.0	2.2	2.2	2.7
	235/35 R 19 91 WXL	2.0	2.2	2.2	2.7
2.2 16V (108 kW), 2.2 Ecotec (114 kW) 05-	⊙ 215/55 R 16 93 V ^Δ	2.2	2.2	2.3	2.8
	215/50 R 17 91 W	2.2	2.2	2.3	2.8
	225/45 R 17 91 W	2.2	2.2	2.3	2.8
	225/45 R 18 91 W ▽▽	2.2	2.2	2.3	2.8
	235/35 R 19 91 WXL	2.2	2.2	2.3	2.8
2.0 Turbo (129 kW)	⊙ 215/55 R 16 93 V ^Δ	2.3	2.3	2.4	2.9
	215/50 R 17 91 W	2.3	2.3	2.4	2.9
	225/45 R 17 91 W	2.3	2.3	2.4	2.9
	225/45 R 18 91 W ▽▽	2.3	2.3	2.4	2.9
	235/35 R 19 91 WXL	2.3	2.3	2.4	2.9
3.2 V6 GTS (155 kW), 2.8 V6 Turbo (169 kW) 05-	⊙ 215/55 R 16 93 W	2.4	2.4	2.5	3.0
	215/50 R 17 91 W	2.4	2.4	2.5	3.0
	225/45 R 17 91 W	2.6	2.4	2.7	3.2
	225/45 ZR 18 W ▽▽	2.6	2.4	2.7	3.2
	235/35 ZR 19 WXL	3.0	2.8	3.1	3.5
2.8 V6 OPC (188 kW) -06, 2.8 V6 Turbo OPC (206 kW) 06-	225/45 R 18 91 W ▽▽				
	⊙ 235/40 R 18 91 W				
	235/35 R 19 91 YXL ▽▽				



Opel

2.0 DTI (74 kW),	⊙ 195/65 R 15 91 H	2.3	2.3	2.5	3.0
2.2 DTI (92 kW),	205/55 R 16 91 H	2.3	2.3	2.5	3.0
1.9 CDTI (74 kW) 05–,	215/55 R 16 93 H ^Δ	2.2	2.2	2.3	2.8
1.9 CDTI (88 kW) 05–,	215/50 R 17 91 W	2.2	2.2	2.3	2.8
1.9 CDTI (110 kW) 04–	225/45 R 17 91 W	2.2	2.2	2.3	2.8
	225/45 R 18 91 W ^{▽▽}	2.2	2.2	2.3	2.8
	235/35 R 19 91 WXL	2.3	2.3	2.5	3.0
3.0 V6 CDTI (135 kW)	⊙ 215/55 R 16 93 V ^Δ	2.6	2.4	2.7	3.2
	215/50 R 17 91 W	2.6	2.4	2.7	3.2
	225/45 R 17 91 W	2.7	2.4	2.8	3.3
	225/45 R 18 91 W ^{▽▽}	2.6	2.4	2.7	3.2

Vectra Caravan (SW) (B J96/Kombi) 96–03

1.6 16V (74 kW),	⊙ 195/65 R 15 91 H	1.9	1.9	2.0	2.9
1.8 16V (92 kW)	205/60 R 15 91 H	1.9	1.9	2.0	2.9
	205/55 R 16 91 H	1.9	1.9	2.0	2.9
	215/45 ZR 17 V/W ^Δ	1.9	1.9	2.0	2.9
2.0 16V (100 kW),	⊙ 195/65 R 15 91 V	2.2	2.2	2.2	3.1
2.2 16V (108 kW)	205/60 R 15 91 V	2.2	2.2	2.2	3.1
	205/55 R 16 91 V	2.2	2.2	2.2	3.1
	215/45 ZR 17 V/W ^Δ	2.2	2.2	2.2	3.1
2.6 V6 (125 kW)	⊙ 195/65 R 15 91 V	2.4	2.2	2.4	3.3
	205/60 R 15 91 V	2.4	2.2	2.4	3.3
	205/55 R 16 91 V	2.4	2.2	2.4	3.3
	215/45 ZR 17 V/W ^Δ	2.4	2.2	2.4	3.3
2.0 TDI (74 kW),	⊙ 195/65 R 15 91 H	2.2	2.2	2.2	3.1
2.2 TDI (92 kW)	205/60 R 15 91 H	2.2	2.2	2.2	3.1
	205/55 R 16 91 H	2.2	2.2	2.2	3.1
	215/45 ZR 17 V/W ^Δ	2.2	2.2	2.2	3.1

Vectra Caravan (SW) 03–/05–

1.6 (74 kW)	⊙ 195/65 R 15 91 H	2.0	2.2	2.2	2.7
	205/55 R 16 91 H	2.0	2.2	2.2	2.7
	215/55 R 16 93 H ^Δ	2.0	2.2	2.2	2.7
	215/50 R 17 91 W	2.0	2.2	2.2	2.7
	225/45 R 17 91 W	2.0	2.2	2.2	2.7
	225/45 R 18 91 W ^{▽▽}	2.0	2.2	2.2	2.7
1.8 16V (90 kW)	⊙ 195/65 R 15 91 H	2.0	2.2	2.2	2.7
	205/55 R 16 91 H	2.0	2.2	2.2	2.7
	215/55 R 16 93 H ^Δ	2.0	2.2	2.2	2.7
	215/50 R 17 91 W	2.0	2.2	2.2	2.7
	225/45 R 17 91 W	2.0	2.2	2.2	2.7
	225/45 R 18 91 W ^{▽▽}	2.0	2.2	2.2	2.7
	235/35 R 19 91 WXL	2.0	2.2	2.2	2.7
2.2 16V (108 kW),	⊙ 215/55 R 16 93 V ^Δ	2.2	2.2	2.3	2.8
2.2 Ecotec (114 kW) 05–	215/50 R 17 91 W	2.2	2.2	2.3	2.8
	225/45 R 17 91 W	2.2	2.2	2.3	2.8
	225/45 R 18 91 W ^{▽▽}	2.2	2.2	2.3	2.8
	235/35 R 19 91 WXL	2.2	2.2	2.3	2.8




Opel

2.0 Turbo (129 kW)	⊙ 215/55 R 16 93 V ^Δ	2.3	2.3	2.4	2.9
	215/50 R 17 91 W	2.3	2.3	2.4	2.9
	225/45 R 17 91 W	2.3	2.3	2.4	2.9
	225/45 R 18 91 W ^{▽▽}	2.3	2.3	2.4	2.9
	235/35 R 19 91 WXL	2.3	2.3	2.4	2.9
3.2 V6 GTS (155 kW), 2.8 V6 Turbo (169 kW) 05-	⊙ 215/55 R 16 93 W	2.5	2.3	2.7	3.2
	215/50 R 17 91 W	2.5	2.3	2.7	3.2
	225/45 R 17 91 W	2.5	2.3	2.7	3.2
	225/45 ZR 18 W ^{▽▽}	2.5	2.3	2.7	3.2
	235/35 ZR 19 WXL	2.9	2.7	3.1	3.5
2.8 V6 OPC (188 kW), 3.2 V6 Turbo (188 kW)	⊙ 235/40 R 18 91 W				
	235/35 R 19 91 WXL				
2.0 DTI (74 kW), 2.2 DTI (92 kW), 1.9 CDTI (74 kW) 05-, 1.9 CDTI (88 kW) 05-, 1.9 CDTI (110 kW) 04-	⊙ 195/65 R 15 91 H	2.3	2.3	2.5	3.0
	205/55 R 16 91 H	2.3	2.3	2.5	3.0
	215/55 R 16 93 H ^Δ	2.2	2.2	2.3	2.8
	215/50 R 17 91 W	2.2	2.2	2.3	2.8
	225/45 R 17 91 W	2.2	2.2	2.3	2.8
	225/45 R 18 91 W ^{▽▽}	2.2	2.2	2.3	2.8
	235/35 R 19 91 WXL	2.3	2.3	2.5	3.0
3.0 V6 CDTI (130 kW)	⊙ 215/55 R 16 93 V ^Δ	2.6	2.4	2.7	3.2
	215/50 R 17 95 WXL ^{▽▽}	2.6	2.4	2.7	3.2
	225/45 R 17 94 WXL	2.7	2.4	2.8	3.3
	225/45 R 18 95 WXL ^{▽▽}	2.6	2.4	2.7	3.2

Signum 03- / 05-

1.8 (90 kW), 1.8 (103 kW) 06-	⊙ 215/55 R 16 93 H ^Δ	2.0	2.2	2.2	2.7
	215/50 R 17 91 W	2.0	2.2	2.2	2.7
	225/45 R 17 91 W	2.0	2.2	2.2	2.7
	225/45 R 18 91 W ^{▽▽}	2.0	2.2	2.2	2.7
	235/35 R 19 91 WXL	2.6	2.3	2.8	3.3
2.2 (114 kW)	⊙ 215/55 R 16 93 V ^Δ	2.2	2.2	2.3	2.8
	215/50 R 17 91 W	2.2	2.2	2.3	2.8
	225/45 R 17 91 W	2.2	2.2	2.3	2.8
	225/45 R 18 91 W ^{▽▽}	2.2	2.2	2.3	2.8
	235/35 R 19 91 WXL	2.6	2.3	2.8	3.3
2.0 Turbo (129 kW)	⊙ 215/55 R 16 93 V ^Δ	2.3	2.3	2.5	3.0
	215/50 R 17 91 W	2.3	2.3	2.5	3.0
	225/45 R 17 91 W	2.3	2.3	2.5	3.0
	225/45 R 18 91 W ^{▽▽}	2.3	2.3	2.5	3.0
	235/35 R 19 91 WXL	2.6	2.3	2.8	3.3
3.2 V6 GTS (155 kW), 2.8 V6 Turbo (169 kW) 05-	⊙ 215/55 R 16 93 W	2.6	2.3	2.7	3.2
	215/50 R 17 91 W	2.6	2.3	2.7	3.2
	225/45 R 17 91 W	2.6	2.3	2.7	3.2
	225/45 ZR 18 W ^{▽▽}	2.6	2.3	2.7	3.2
	235/35 ZR 19 WXL	3.0	2.7	3.2	3.5
2.8 V6 Turbo (184 kW) 06-	⊙ 225/45 ZR 18 W ^{▽▽}				
	235/35 ZR 19 WXL				



Opel

2.0 DTI (74 kW),	⊙ 215/55 R 16 93 H ^Δ	2.2	2.2	2.3	2.8
2.2 DTI (92 kW),	215/50 R 17 91 W	2.2	2.2	2.3	2.8
1.9 CDTI (74 kW) 05–,	225/45 R 17 91 W	2.2	2.2	2.3	2.8
1.9 CDTI (88 kW) 05–,	225/45 R 18 91 W ^{▽▽}	2.2	2.2	2.3	2.8
1.9 CDTI (110 kW) 04–	235/35 R 19 91 WXL	2.6	2.3	2.8	3.3
3.0 V6 CDTI (135 kW)	⊙ 215/55 R 16 93 V ^Δ	2.6	2.3	2.7	3.2
	215/50 R 17 95 WXL ^{▽▽}	2.7	2.4	2.8	3.3
	225/45 R 17 94 WXL	2.8	2.5	2.9	3.4
	225/45 R 18 95 WXL ^{▽▽}	2.7	2.4	2.8	3.3

Omega (B) 99–03

2.2 16V (106 kW)	⊙ 195/65 R 15 91 V	2.1	2.1	2.5	2.9
	205/65 R 15 94 V	2.1	2.1	2.5	2.9
	225/55 R 16 95 V	2.1	2.1	2.5	2.9
	235/45 R 17 94 W	2.1	2.1	2.5	2.9
2.6 V6 (132 kW)	⊙ 205/65 R 15 94 V	2.1	2.1	2.5	2.9
	225/55 R 16 95 V	2.1	2.1	2.5	2.9
	235/45 R 17 94 W	2.1	2.1	2.5	2.9
3.2 V6 (160 kW)	⊙ 205/65 R 15 94 W ^{▽▽}	2.2	2.2	2.7	3.1
	225/55 R 16 95 W	2.2	2.2	2.7	3.1
	235/45 R 17 94 W	2.2	2.2	2.7	3.1
2.2 DTI 16V (88 kW),	⊙ 205/65 R 15 94 V	2.1	2.1	2.5	2.9
2.5 DTI (110 kW)	225/55 R 16 95 V	2.1	2.1	2.5	2.9
	235/45 R 17 94 W	2.1	2.1	2.5	2.9

Omega Caravan (B) 99–03


2.2 16V (106 kW)	⊙ 195/65 R 15 91 V	2.1	2.3	2.8	3.3
	205/65 R 15 94 V	2.1	2.3	2.8	3.3
	225/55 R 16 95 V	2.1	2.3	2.8	3.3
	235/45 R 17 94 W	2.1	2.3	2.8	3.3
2.6 V6 (132 kW)	⊙ 205/65 R 15 94 V	2.1	2.3	2.8	3.3
	225/55 R 16 95 V	2.1	2.3	2.8	3.3
	235/45 R 17 94 W	2.1	2.3	2.8	3.3
3.2 V6 (160 kW)	205/65 R 15 94 V	2.1	2.3	2.8	3.3
	⊙ 225/55 R 16 95 V	2.1	2.3	2.8	3.3
	235/45 R 17 94 W	2.1	2.3	2.8	3.3
2.2 DTI 16V (88 kW),	⊙ 205/65 R 15 94 V	2.1	2.3	2.8	3.3
2.5 DTI (110 kW)	225/55 R 16 95 V	2.1	2.3	2.8	3.3
	235/45 R 17 94 W	2.1	2.3	2.8	3.3

Speedster 01–05

2.2 16V (108 kW),	⊙ 175/55 R 17 81 VVA ^{▽▽}	1.8	1.8		
2.0 16V Turbo (147 kW)	⊙ 225/45 R 17 91 VHA ^Δ	1.9	1.9		
03–					

GT (KR) 07–

2.0 Turbo (194 kW)	⊙ 245/45 ZR 18				
--------------------	----------------	--	--	--	--



Peugeot

106 (1*) 96-03

1.0-50 (37 kW)	⊙ 155/70 R 13 75 T	2.3	2.3	2.3	2.3
1.1-60 (44 kW)	155/70 R 13 75 T	2.3	2.3	2.3	2.3
	⊙ 165/70 R 13 79 T	2.2	2.2	2.2	2.2
	165/65 R 14 79 H ^{▽▽}	2.2	2.2	2.2	2.2
	175/60 R 14 79 H ^{▽▽}	2.2	2.2	2.2	2.2
1.4-75 (55 kW)	165/70 R 13 79 T	2.2	2.2	2.2	2.2
	⊙ 165/65 R 14 79 H ^{▽▽}	2.2	2.2	2.2	2.2
	175/60 R 14 79 H ^{▽▽}	2.2	2.2	2.2	2.2
S 16 (1.6 16V/87 kW)	⊙ 185/55 R 14 80 H	2.2	2.2	2.2	2.2
1.5-D 55 (42 kW)	⊙ 165/70 R 13 79 T	2.2	2.2	2.2	2.2
	165/65 R 14 79 T	2.2	2.2	2.2	2.2

107 (P) 05-

1.0-70 (50 kW),	⊙ 155/65 R 14 75 T	2.2	2.2	2.3	2.3
1.4 Hdi (40 kW)	195/45 R 15 78 H [△]	2.2	2.2	2.3	2.3

1007 (K) 05-

1.4-75 (55 kW)	⊙ 175/65 R 14 82 T	2.2	2.2	2.2	2.2
	185/60 R 15 84 H	2.2	2.2	2.2	2.2
	195/50 R 16 84 V	2.2	2.2	2.2	2.2
1.4-90 (65 kW)	⊙ 185/60 R 15 84 H	2.2	2.2	2.2	2.2
	195/50 R 16 84 V	2.2	2.2	2.2	2.2
1.6-110 (80 kW)	⊙ 185/60 R 15 84 H	2.2	2.2	2.2	2.2
	195/50 R 16 84 V	2.2	2.2	2.2	2.2
	205/40 R 17 80 V [△]	2.2	2.2	2.2	2.2
1.4 Hdi 70 (50 kW)	⊙ 175/65 R 14 82 T	2.2	2.2	2.2	2.2
	185/60 R 15 84 H	2.2	2.2	2.2	2.2
	195/50 R 16 84 V	2.2	2.2	2.2	2.2

206 (2*) 98-06

1.1-60 (44 kW)	⊙ 165/70 R 13 79 T	2.4	2.4	2.4	2.4
1.4-75 (55 kW)	165/70 R 13 79 T	2.4	2.4	2.4	2.4
	⊙ 175/65 R 14 82 T	2.4	2.4	2.4	2.4
1.6-90 (65 kW), 1.4-90 (65 kW)	⊙ 175/65 R 14 82 H	2.4	2.4	2.4	2.4
1.6-110 (80 kW)	⊙ 185/55 R 15 82 H [△]	2.4	2.4	2.4	2.4
	195/55 R 15 85 H [△]	2.4	2.4	2.4	2.4
2.0 Sport (100 kW)	⊙ 185/55 R 15 82 V	2.4	2.4	2.4	2.4
	195/55 R 15 85 V	2.4	2.4	2.4	2.4
	205/45 R 16 83 V	2.4	2.4	2.4	2.4
2.0 16VRC (130 kW) 03-	⊙ 205/40 R 17 80 W [△]	2.4	2.4	2.4	2.4
1.9-D 70 (51 kW) -01	175/70 R 13 82 T	2.4	2.4	2.4	2.4
	⊙ 175/65 R 14 82 T	2.4	2.4	2.4	2.4
1.4 Hdi 70 (50 kW), 2.0 Hdi 90 (66 kW) 00-	⊙ 175/65 R 14 82 T	2.4	2.4	2.4	2.4

206 Break (2*) 02-

1.1-60 (44 kW), 1.4-75 (55 kW)	⊙ 175/65 R 14 82 T	2.4	2.4	2.4	3.0
1.4-90 (65 kW), 2.0 Hdi 90 (66 kW)	⊙ 185/65 R 14 86 T	2.4	2.4	2.4	3.0



Peugeot

1.6-110 (80 kW)	⊙ 185/65 R 14 86 H	2.4	2.4	2.4	3.0
	195/55 R 15 85 H ^Δ	2.4	2.4	2.4	3.0
2.0-135 Sport (100 kW)	⊙ 195/55 R 15 85 V	2.4	2.4	2.4	3.0
	205/45 R 16 83 V	2.4	2.4	2.4	3.0
1.4 Hdi 70 (50 kW)	⊙ 175/65 R 14 82 T	2.4	2.4	2.4	3.0

206 CC 01-

1.6-110 (80 kW)	⊙ 185/55 R 15 82 H ^Δ	2.4	2.4	2.4	2.4
	195/55 R 15 85 H ^Δ	2.4	2.4	2.4	2.4
	205/45 R 16 83 H ^Δ	2.4	2.4	2.4	2.4
2.0-135 (100 kW)	⊙ 205/45 R 16 83 H ^Δ	2.4	2.4	2.4	2.4

207 (W) 06-

1.4-75 (54 kW), 1.4-90 (65 kW)	⊙ 185/65 R 15 88 T	2.4	2.4	2.4	2.4
1.6-110 (80 kW), 1.6 HDi 110 (80 kW)	⊙ 195/55 R 16 87 V ^{▽▽}	2.4	2.4	2.4	2.4
1.6 150 THP (110 kW)	205/45 R 17 88 VXL ^Δ	2.4	2.4	2.4	2.4
	195/55 R 16 87 V ^{▽▽}				
	⊙ 205/45 R 17 88 VXL ^Δ	2.4	2.4	2.4	2.4

306 Break (7*) 97-02


1.4-75 (55 kW), 1.9 D 70 (51 kW)	175/70 R 13 82 T	2.4	2.4	2.4	3.0
1.6-100 (72 kW), 1.8-110 16V (81 kW), 2.0 Hdi 90 (66 kW)	⊙ 185/65 R 14 86 T	2.4	2.4	2.4	3.0
	⊙ 185/65 R 14 86 H	2.4	2.4	2.4	3.0
	195/55 R 15 85 H ^Δ	2.4	2.4	2.4	3.0
2.0-135 16V (100 kW)	⊙ 185/65 R 14 86 V ^{▽▽}	2.4	2.4	2.4	3.0
1.9TD (66 kW)	⊙ 185/65 R 14 86 T	2.4	2.4	2.4	3.0

306 Cabrio (7D) 94-/97-

1.6-100 (72 kW)	⊙ 185/65 R 14 86 T	2.4	2.4	2.4	2.4
	195/55 R 15 85 H ^Δ	2.4	2.4	2.4	2.4
2.0-132 16V (97 kW)	⊙ 195/55 R 15 85 V	2.5	2.5	2.5	2.5
2.0 (89 kW)	⊙ 185/55 R 15 82 V	2.5	2.5	2.5	2.5
1.8 (81 kW)	⊙ 185/65 R 14 86 H	2.4	2.4	2.4	2.4
	195/55 R 15 85 H ^Δ	2.4	2.4	2.4	2.4
2.0 16V (98 kW)	⊙ 195/55 R 15 85 V	2.5	2.5	2.5	2.5

307 (3*) 01-/05-

1.4-75 (55 kW), 1.4-90 (65 kW), 1.6-110 (80 kW), 1.4 HDI-70 (50 kW), 2.0 HDI-90 (66 kW) -06, 1.6 HDI-90 (66 kW) 06-	⊙ 195/65 R 15 91 T/H	2.4	2.4	2.4	2.4
	205/55 R 16 91 H/V	2.4	2.4	2.4	2.4
	205/50 R 17 89 W ^Δ	2.4	2.4	2.4	2.4
2.0-140 (103 kW), 2.0 HDi FAP 135 (100 kW)	⊙ 205/55 R 16 91 V	2.4	2.4	2.4	2.4
	205/50 R 17 89 W ^Δ	2.4	2.4	2.4	2.4
2.0-180 (130 kW) 05-	⊙ 205/50 R 17 89 W ^Δ	2.4	2.4	2.4	2.4
2.0 HDi 110 (79 kW) -05, 1.6 HDi FAP (80 kW) 05-	⊙ 205/55 R 16 91 V	2.4	2.4	2.4	2.4
	205/50 R 17 89 W ^Δ	2.4	2.4	2.4	2.4



Peugeot

307 Break (3*) 02–/05–

1.4–90 (65 kW),	⊙ 195/65 R 15 91 H	2.4	2.4	2.4	3.0
1.6–110 (80 kW),	205/55 R 16 91 V	2.4	2.4	2.4	3.0
2.0 HDi–90 (66 kW) –06,					
1.6 HDi–90 (66 kW) 06–					
2.0–140 (103 kW),	⊙ 205/55 R 16 91 V	2.4	2.4	2.4	3.0
2.0 HDi FAP 135 (100 kW)	205/50 R 17 89 W ^Δ	2.4	2.4	2.4	3.0
2.0–180 (130 kW) 05–	⊙ 205/50 R 17 89 W ^Δ	2.4	2.4	2.4	2.4
2.0 HDi–110 (79 kW) –05,	⊙ 205/55 R 16 91 V	2.4	2.4	2.4	3.0
1.6 HDi FAP (80 kW) 05–	205/50 R 17 89 W ^Δ	2.4	2.4	2.4	3.0

307 CC 03–

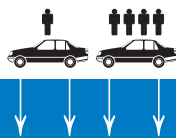
1.6–110 (80 kW)	⊙ 205/55 R 16 91 V	2.3	2.3	2.3	2.7
	205/50 R 17 89 W ^Δ	2.3	2.3	2.3	2.7
2.0–140 (103 kW),	⊙ 205/55 R 16 91 V	2.3	2.3	2.3	2.7
2.0 HDi FAP 135 (100 kW)	205/50 R 17 89 W ^Δ	2.3	2.3	2.3	2.7
2.0–Sport 180 (130 kW)	⊙ 205/50 R 17 89 W ^Δ	2.3	2.3	2.3	2.7

406 (8*) 96–04 / Break (8*) 98–04

1.6 (65 kW)	⊙ 185/70 R 14 88 T	2.3	2.3	2.3	2.3
	195/65 R 15 91 H	2.3	2.3	2.3	2.3
1.8–90 (66 kW)	185/70 R 14 88 T	2.3	2.3	2.3	2.3
	⊙ 195/65 R 15 91 H	2.3	2.3	2.3	2.3
	205/60 R 15 91 V	2.3	2.3	2.3	2.3
1.8–115 (85 kW)	⊙ 195/65 R 15 91 H	2.3	2.3	2.3	2.3
	205/60 R 15 91 V	2.3	2.3	2.3	2.3
2.0–135 16V (100 kW),	⊙ 195/65 R 15 91 V	2.2	2.2	2.2	2.2
2.0 Sport HPI 140 (103 kW)	205/60 R 15 91 V	2.2	2.2	2.2	2.2
01–	205/55 R 16 91 W	2.2	2.2	2.2	2.2
SV 2.0 Turbo	195/65 R 15 91 V	2.4	2.4	2.4	2.4
	⊙ 205/60 R 15 91 V	2.4	2.4	2.4	2.4
2.2 Sport 160 (116 kW)	⊙ 205/60 R 15 91 V	2.4	2.4	2.4	2.4
	205/55 R 16 91 V	2.4	2.4	2.4	2.4
2.9 V6 210 (152 kW)	⊙ 205/60 R 15 91 V	2.4	2.4	2.4	2.4
1.9 TD (66 kW),	⊙ 195/65 R 15 91 H	2.3	2.3	2.3	2.3
2.1 12VTD (80 kW)					
2.0 Hdi 90 (66 kW),	⊙ 195/65 R 15 91 H	2.3	2.3	2.3	2.3
2.0 Hdi 110 (80 kW)	205/60 R 15 91 V	2.3	2.3	2.3	2.3
2.2 Hdi 135 (98 kW)	⊙ 205/60 R 15 91 V	2.3	2.3	2.3	2.3
	205/55 R 16 91 W	2.3	2.3	2.3	2.3

406 Coupé (8*) 97–/00–05

1.8–110 (81 kW)	⊙ 195/65 R 15 91 V	2.3	2.3	2.3	2.3
	205/60 R 15 91 V	2.3	2.3	2.3	2.3
2.0–135 (100 kW)	⊙ 205/60 R 15 91 V	2.4	2.4	2.4	2.4
2.2–160 (116 kW) 02–	⊙ 215/55 R 16 93 W	2.4	2.4	2.4	2.4
2.9 V6 210 (152 kW)	⊙ 215/55 R 16 93 W	2.4	2.4	2.7	2.7
2.2 Hdi 135 (98 kW)	⊙ 215/55 R 16 93 V ^Δ	2.4	2.4	2.7	2.7



Peugeot

407 04- / 06-

1.8-115 (85 kW) -06,	⊙ 205/60 R 16 92 H ^Δ	2.5	2.3	2.5	2.8
1.8-125 (92 kW) 06-,	215/55 R 17 94 W ^{∇∇}	2.5	2.3	2.5	2.8
1.6 HDI - 110 (80 kW)					
2.0-135 (100 kW) -06,	⊙ 205/60 R 16 92 V	2.5	2.3	2.5	2.8
2.0-140 (103 kW) 06-	215/55 R 17 94 W ^{∇∇}	2.5	2.3	2.5	2.8
2.2-160 (116 kW) -06,	⊙ 215/55 R 17 94 W ^{∇∇}	2.6	2.6	2.6	2.8
2.2-165 (120 kW) 06-	235/45 R 18 98 YXL ^{∇∇}	2.6	2.6	2.6	2.8
3.0 V6 - 215 (155 kW),	⊙ 215/55 R 17 94 W ^{∇∇}	2.6	2.6	2.6	2.8
2.7 HDI FAP 205 (150 kW)	235/45 R 18 98 WXL ^{∇∇}	2.6	2.6	2.6	2.8
06-					
2.0 HDI - 135 (100 kW),	⊙ 205/60 R 16 96 VXL ^{∇∇}	2.6	2.3	2.6	2.8
2.2 HDI FAP 170 (125 kW)	215/55 R 17 94 W ^{∇∇}	2.6	2.3	2.6	2.8
06-					

407 Coupé 05-

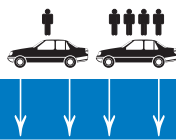
2.2-165 (120 kW)	⊙ 215/55 R 17 94 V ^{∇∇}	2.5	2.3	2.5	2.5
	235/45 R 18 94 W ^{∇∇}	2.5	2.3	2.5	2.5
3.0 V6 - 210 (155 kW)	⊙ 235/45 R 18 94 W ^{∇∇}	2.5	2.3	2.5	2.3
2.7 HDI - 205 (150 kW)	⊙ 235/45 R 18 98 WXL ^{∇∇}	2.5	2.3	2.5	2.5

407 Break 04- / 06-

1.8-115 (85 kW),	⊙ 205/60 R 16 92 V	2.5	2.3	2.5	2.8
1.8-125 (92 kW) 06-,	215/55 R 17 94 W ^{∇∇}	2.5	2.3	2.5	2.8
2.0-135 (100 kW) -06,					
2.0-140 (103 kW) 06-					
2.2-160 (116 kW) -06,	⊙ 215/55 R 17 94 W ^{∇∇}	2.5	2.3	2.5	2.8
2.2-165 (120 kW) 06-					
3.0 V6 - 215 (155 kW),	⊙ 215/55 R 17 94 W ^{∇∇}	2.5	2.3	2.5	2.8
2.7 HDI - 205 (150 kW)	235/45 R 18 98 WXL ^{∇∇}	2.5	2.3	2.5	2.8
06-					
1.6 HDI - 110 (80 kW)	⊙ 205/60 R 16 92 H ^Δ	2.5	2.3	2.5	2.8
2.0 HDI - 135 (100 kW),	⊙ 215/55 R 17 94 W ^{∇∇}	2.5	2.3	2.5	2.8
2.2 HDI - 170 (125 kW)					
06-					

607 (9) 00- / 05-

2.0 (100 kW)	⊙ 225/55 R 16 95 W	2.3	2.3	2.3	2.3
	225/50 R 17 94 W	2.3	2.3	2.3	2.3
2.2-160 (116 kW)	215/60 R 16 95 V ^{∇∇}	2.3	2.3	2.3	2.3
	⊙ 225/55 R 16 95 W	2.3	2.3	2.3	2.3
	225/50 R 17 94 W	2.3	2.3	2.3	2.3
3.0 V6 (155 kW)	215/60 R 16 95 W ^{∇∇}	2.3	2.3	2.3	2.3
	⊙ 225/55 R 16 95 W	2.3	2.3	2.3	2.3
	225/50 R 17 94 W	2.3	2.3	2.3	2.3
2.2 HDI - 135 (98 kW),	215/60 R 16 95 V ^{∇∇}	2.3	2.3	2.3	2.3
2.2 HDI - 170 (125 kW)	⊙ 225/55 R 16 95 W	2.3	2.3	2.3	2.3
06-	225/50 R 17 94 W	2.3	2.3	2.3	2.3



Peugeot

2.0 HDI (80 kW) -04	205/65 R 15 94 H	2.3	2.3	2.3	2.3
	⊙ 215/60 R 16 95 V ^{▽▽}	2.3	2.3	2.3	2.3
	225/55 R 16 95 W	2.3	2.3	2.3	2.3
2.7 HDI - 205 (150 kW) 05-	⊙ 225/50 R 17 94 W	2.5	2.3	2.5	2.3

806 (221) 94-02

2.0 (89 kW)	195/65 R 15 91 T	2.3	2.3	2.4	2.5
	⊙ 205/65 R 15 94 T [△]	2.3	2.3	2.4	2.5
2.0 Turbo (108 kW), 2.0 - 132 (100 kW)	⊙ 205/65 R 15 94 H	2.3	2.3	2.4	2.5
1.9 TD (66 kW)	⊙ 205/65 R 15 94 T [△]	2.3	2.3	2.4	2.5
2.1 TD (80 kW), 2.0 - 110 HDI (80 kW)	⊙ 205/65 R 15 94 T [△]	2.5	2.5	2.5	2.5

807 02-

2.0 16V (100 kW)	⊙ 205/65 R 15 94 H	2.3	2.3	2.4	2.5
	215/60 R 16 95 H ^{▽▽}	2.3	2.3	2.4	2.5
2.2 16V (116 kW)	215/65 R 15 96 H	2.3	2.3	2.4	2.5
	⊙ 215/60 R 16 95 H ^{▽▽}	2.3	2.3	2.4	2.5
2.9 V6 24V (150 kW)	⊙ 215/60 R 16 95 V ^{▽▽}	2.3	2.3	2.4	2.5
2.0 16V HDI (79 kW)	⊙ 215/65 R 15 96 H	2.5	2.5	2.5	2.5
	215/60 R 16 95 H ^{▽▽}	2.5	2.5	2.5	2.5
2.2 HDI 130 (94 kW), 2.0 HDI 135 (100 kW) 06-	⊙ 215/65 R 15 96 H	2.5	2.5	2.5	2.5
	215/60 R 16 95 H ^{▽▽}	2.5	2.5	2.5	2.5

Partner (5*) 97-02


1.6 - 110	165/70 R 14 C 89 R	2.6	2.6	2.6	2.9
CombiSpace (80 kW), 2.0 - HDI 90	⊙ 175/65 R 14 82 T	2.6	2.6	2.6	2.9
	175/65 R 14 C 90 T ^{▽▽}	2.6	2.6	2.6	2.9
CombiSpace (66 kW)					
Tout Terrain 4x4	⊙ 185/65 R 15 88 T	2.6	2.6	2.6	2.9

Partner 02-

1.4 (55 kW), 1.9 D (51 kW)	⊙ 175/70 R 14 84 T	2.6	2.6	2.6	2.9
	175/65 R 14 C 90 T ^{▽▽}	2.6	2.6	2.6	2.9
1.6 16V (80 kW)	⊙ 185/65 R 15 88 T	2.6	2.6	2.6	2.9
2.0 HDI (66 kW)	⊙ 175/70 R 14 84 T	2.6	2.6	2.6	2.9
	175/65 R 14 C 90 T ^{▽▽}	2.6	2.6	2.6	2.9
	185/65 R 15 88 T	2.6	2.6	2.6	2.9

Expert (X) 07-

1.6 HDi (66 kW), 2.0 HDi (88 kW), 2.0 HDi FAP (100 kW)	⊙ 215/60 R 16 99 TXL ^{▽▽}				
--	------------------------------------	--	--	--	--



Renault

Twingo 00-

1.2 (43 kW)	145/70 R 13 71 T	2.3	2.0	2.3	2.0
	⊙ 155/70 R 13 75 T	2.3	2.0	2.3	2.0
1.2 16V (55 kW) 01-	⊙ 155/65 R 14 75 T	2.3	2.0	2.3	2.0

Kangoo (KC) 98-

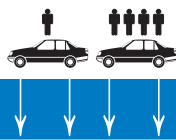
1.2 (44 kW),	165/75 R 14 C 97 R ^{▽▽}	2.8	3.2	2.8	3.2
1.2 16V (55 kW),	165/70 R 13 C 88 R ^{▽▽}	2.8	3.6	2.8	3.6
1.4 (55 kW)	⊙ 165/70 R 13 83 T ^{rf.}	2.6	2.9	2.6	2.9
	165/70 R 14 C 89 R	2.6	3.4	2.6	3.4
	165/70 R 14 85 T ^{rf.}	2.4	3.0	2.4	3.0
	175/65 R 14 86 T ^{rf.}	2.6	2.9	2.6	2.9
1.6 16V (70 kW)	165/70 R 13 83 T ^{rf.}	2.6	2.9	2.6	2.9
	165/70 R 14 85 T ^{rf.}	2.4	3.0	2.4	3.0
	⊙ 175/65 R 14 86 T ^{rf.}	2.6	2.9	2.6	2.9
1.5 dCi (48 kW),	165/75 R 14 C 97 R ^{▽▽}	2.8	3.2	2.8	3.2
1.5 dCi (60 kW) 02-,	165/70 R 13 C 88 R ^{▽▽}	2.8	3.6	2.8	3.6
1.9 D (47 kW),	⊙ 165/70 R 13 83 T ^{rf.}	2.6	2.9	2.6	2.9
1.9 TD (59 kW),	165/70 R 14 C 89 R	2.6	3.4	2.6	3.4
1.9 dCi (59 kW)	165/70 R 14 85 T ^{rf.}	2.4	3.0	2.4	3.0
	175/65 R 14 86 T ^{rf.}	2.6	2.9	2.6	2.9

Kangoo 4x4 02-

1.6 16V (70 kW),	⊙ 185/65 R 15 88 T	2.6	2.6	2.6	2.9
1.5 dCi (60 kW)					

Clio (II / B) 98- / 01-05

1.2 (43 kW)	165/70 R 13 79 T	2.3	2.1	2.3	2.1
	⊙ 165/65 R 14 79 T	2.3	2.1	2.3	2.1
1.2 16V (55 kW)	165/65 R 14 79 T	2.3	2.1	2.3	2.1
	⊙ 175/65 R 14 82 T	2.3	2.1	2.3	2.1
1.4 16V (72 kW)	165/65 R 14 79 T	2.3	2.1	2.3	2.1
	⊙ 175/65 R 14 82 T	2.3	2.1	2.3	2.1
	175/60 R 14 79 T ^{▽▽}	2.3	2.1	2.3	2.1
1.6 (66 kW)	⊙ 165/70 R 13 79 T	2.4	2.1	2.4	2.1
	175/70 R 13 82 T	2.4	2.1	2.4	2.1
	165/65 R 14 79 T	2.4	2.1	2.4	2.1
	175/65 R 14 82 T	2.4	2.1	2.4	2.1
	175/60 R 14 79 T ^{▽▽}	2.4	2.1	2.4	2.1
1.6 Autom.	⊙ 175/70 R 13 82 T	2.4	2.1	2.4	2.1
	175/65 R 14 82 T	2.4	2.1	2.4	2.1
1.6 16V (79 kW)	⊙ 185/60 R 14 82 H	2.3	2.1	2.3	2.1
	185/55 R 15 82 H [△]	2.3	2.1	2.3	2.1
2.0 16V Sport (132 kW)	⊙ 195/50 R 15 82 V	2.3	2.1	2.3	2.1
	195/45 R 16 80 V	2.3	2.1	2.3	2.1
3.0 V6 (166 kW),	⊙ 205/50 ZR 17 VA [△]	2.4		2.4	
3.0 V6 (187 kW) 03-	⊙ 235/45 ZR 17 HA		2.2		2.2
1.9 D (47 kW)	165/70 R 13 79 T	2.4	2.1	2.4	2.1
	175/70 R 13 82 T	2.4	2.1	2.4	2.1
	⊙ 165/65 R 14 79 T	2.4	2.1	2.4	2.1
	175/65 R 14 82 T	2.4	2.1	2.4	2.1



Renault

1.9 TD (59 kW)	⊙ 175/65 R 14 82 T	2.4	2.1	2.4	2.1
1.5 dCi (48 kW) 02-	⊙ 175/65 R 14 82 T/H	2.4	2.1	2.4	2.1
1.5 dCi (60 kW) 02-	185/55 R 15 82 H ^Δ	2.4	2.1	2.4	2.1
1.5 dCi (74 kW)					

Clio (III / R) 05-

1.2 16V (55 kW)	⊙ 165/65 R 15 81 T ^{▽▽}	2.2	2.0	2.4	2.2
	185/60 R 15 84 H	2.2	2.0	2.4	2.2
1.4 16V (72 kW)	⊙ 185/60 R 15 84 H	2.2	2.0	2.4	2.2
	195/50 R 16 88 VXL ^{▽▽}	2.4	2.2	2.6	2.4
1.6 16V (83 kW),	⊙ 185/60 R 15 84 H	2.2	2.0	2.4	2.2
1.5 dCi (65 kW)	195/50 R 16 88 VXL ^{▽▽}	2.4	2.2	2.6	2.4
2.0 (105 kW)	⊙ 195/50 R 16 88 VXL ^{▽▽}	2.4	2.2	2.6	2.4
2.0 RS (137 kW) -06,	⊙ 215/45 R 17 87 W	2.3	2.1	2.3	2.2
2.0 RS (145 kW) 06-					
1.5 dCi (50 kW)	⊙ 185/60 R 15 84 H	2.2	2.0	2.4	2.2
1.5 dCi (80 kW)	⊙ 185/60 R 15 88 HXL	2.3	2.0	2.5	2.2
	195/50 R 16 88 VXL ^{▽▽}	2.4	2.2	2.6	2.4

Modus (J77) 04-

1.2 16V (55 kW),	⊙ 165/65 R 15 81 T ^{▽▽}	2.2	2.0	2.4	2.2
1.5 dCi (50 kW)	185/60 R 15 84 H	2.2	2.0	2.4	2.2
	185/60 R 15 88 HXL	2.3	2.0	2.5	2.2
	185/55 R 16 87 HXL ^{▽▽}	2.4	2.0	2.6	2.2
1.6 16V (65 kW),	⊙ 185/60 R 15 84 H	2.2	2.0	2.4	2.2
1.5 dCi (63 kW),	185/60 R 15 88 HXL	2.3	2.0	2.5	2.2
1.6 16V (83 kW)	185/55 R 16 87 HXL ^{▽▽}	2.4	2.0	2.6	2.2
1.5 dCi (80 kW) 05-	⊙ 185/60 R 15 88 HXL	2.3	2.0	2.5	2.2
	185/55 R 16 87 HXL ^{▽▽}	2.4	2.0	2.6	2.2

Mégane (BA) 99-03 / Classic (LA) 99-03

1.4 (55 kW)	175/70 R 13 82 T	2.3	2.2	2.3	2.2
	⊙ 175/65 R 14 82 T	2.3	2.2	2.3	2.2
1.4 16V (70 kW),	⊙ 175/70 R 14 84 T/H	2.3	2.2	2.3	2.2
1.9 D (47 kW)	⊙ 175/65 R 14 82 T/H	2.3	2.2	2.3	2.2
	185/55 R 15 82 H ^Δ	2.3	2.2	2.3	2.2
1.6 16V (79 kW)	⊙ 185/60 R 15 84 H	2.6	2.2	2.6	2.2
2.0 (84 kW)	175/65 R 14 82 H	2.6	2.2	2.6	2.2
	185/60 R 14 82 H	2.6	2.2	2.6	2.2
	⊙ 185/60 R 15 84 H	2.6	2.2	2.6	2.2
1.8 16V (85 kW) 01-	⊙ 185/60 R 15 84 H	2.6	2.2	2.6	2.2
1.9 dCi (75 kW) 01-,	⊙ 185/60 R 15 84 H	2.6	2.2	2.6	2.2
1.9 dTi (59 kW) 01-					
1.9 dTi (72 kW) -01	175/70 R 14 84 T	2.3	2.2	2.3	2.2
	⊙ 185/65 R 14 86 T	2.3	2.2	2.3	2.0
	185/60 R 15 84 H	2.3	2.2	2.3	2.2

Mégane II (M) 03- / 06-

1.4 16V (60 kW),	⊙ 195/65 R 15 91 H	2.2	2.0	2.4	2.2
1.4 16V (72 kW),	205/55 R 16 91 H	2.2	2.0	2.4	2.2
1.6 16V (82 kW)	205/50 R 17 89 V ^Δ	2.2	2.0	2.4	2.2



Renault

2.0 16V (99 kW)	⊙ 205/55 R 16 91 H	2.2	2.0	2.4	2.2
	205/50 R 17 89 V ^Δ	2.2	2.0	2.4	2.2
2.0 T 16V Sport (165 kW) 04-	225/45 R 17 91 W	2.3	2.1	2.5	2.3
	⊙ 225/40 R 18 92 YXL ^{▽▽}	2.3	2.1	2.5	2.3
	235/40 R 18 91 Y ^{▽▽}	2.3	2.1	2.5	2.3
2.0 T F1 (169 kW) 06-	⊙ 235/40 R 18 91 W				
1.5 dCi (63 kW),	⊙ 195/65 R 15 91 T/H	2.2	2.0	2.4	2.2
1.5 dCi (78 kW),	205/55 R 16 91 H	2.2	2.0	2.4	2.2
1.9 dCi (66 kW),	205/50 R 17 89 V ^Δ	2.2	2.0	2.4	2.2
1.9 dCi (88 kW)					
1.9 dCi (100 kW) 05-	⊙ 205/50 R 17 93 VXL ^Δ	2.5	2.7	2.5	2.7

Mégane Grandtour 99-03

1.4 16V (70 kW),	⊙ 175/70 R 14 84 T	2.4	2.2	2.4	2.2
1.9 D (47 kW)	175/65 R 14 82 T	2.4	2.2	2.4	2.2
1.6 16V (79 kW)	⊙ 175/65 R 15 84 H ^{▽▽}	2.4	2.2	2.4	2.2
	185/60 R 15 84 H	2.4	2.2	2.4	2.2
1.8 16V (85 kW) 01-	⊙ 185/60 R 15 84 H	2.4	2.2	2.4	2.2
1.9 dTi (59 kW) 01-,	⊙ 185/60 R 15 84 H	2.4	2.2	2.4	2.2
1.9 dCi (75 kW) 01-					
1.9 dTi (72 kW) -01	175/70 R 14 84 T	2.4	2.2	2.4	2.2
	185/65 R 14 86 T	2.4	2.2	2.4	2.2
	⊙ 185/60 R 15 84 H	2.4	2.2	2.4	2.2

Mégane II Grandtour (M) 03-

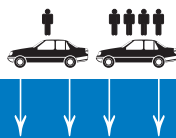
1.4 16V (72 kW),	⊙ 195/65 R 15 91 T/H	2.2	2.0	2.4	2.2
1.6 16V (83 kW)	205/55 R 16 91 H	2.2	2.0	2.4	2.2
	205/50 R 17 89 V ^Δ	2.2	2.0	2.4	2.2
2.0 16V (99 kW)	⊙ 205/55 R 16 91 H	2.2	2.0	2.4	2.2
	205/50 R 17 89 V ^Δ	2.2	2.0	2.4	2.2
1.5 dCi (60 kW),	⊙ 195/65 R 15 91 T/H	2.2	2.0	2.4	2.2
1.5 dCi (74 kW),	205/55 R 16 91 H	2.2	2.0	2.4	2.2
1.9 dCi (66 kW),	205/50 R 17 89 V ^Δ	2.2	2.0	2.4	2.2
1.9 dCi (88 kW)					

Mégane Coach (Coupé) (DA) 00-03 / Cabrio 00-03

1.4 16V (70 kW)	⊙ 175/65 R 14 82 T	2.3	2.2	2.3	2.2
	185/55 R 15 82 H ^Δ	2.3	2.2	2.3	2.2
1.6 16V (79 kW)	⊙ 185/60 R 15 84 H	2.3	2.2	2.3	2.2
2.0 16V (103 kW)	⊙ 195/50 R 16 84 V	2.4	2.2	2.4	2.2
1.9 dCi (75 kW)	⊙ 185/60 R 15 84 H	2.3	2.2	2.3	2.2

Mégane II CC (Coupé-Cabrio) 03-

1.6 16V (83 kW),	⊙ 195/65 R 15 91 H	2.2	2.0	2.3	2.0
1.9 dCi (88 kW)	205/55 R 16 91 H	2.2	2.0	2.3	2.0
2.0 16V (99 kW)	⊙ 205/55 R 16 91 V	2.2	2.0	2.4	2.0
	205/50 R 17 89 V ^Δ	2.3	2.0	2.5	2.0



Renault

Scénic (JA) 97- /99-

1.4 16V (70 kW)	⊙ 185/65 R 15 88 T	2.2	2.0	2.4	2.5
1.6 (55 kW), 1.6 (66 kW)	175/70 R 14 84 T	2.2	2.0	2.4	2.5
	⊙ 185/65 R 15 88 T	2.2	2.0	2.4	2.5
1.6 16V (79 kW), 1.9 dTi (59 kW), 1.9 dCi (75 kW)	⊙ 185/65 R 15 88 T/H	2.2	2.0	2.4	2.5
2.0, 1.9 dT (66 kW)	185/70 R 14 88 T	2.2	2.0	2.4	2.5
	⊙ 185/65 R 15 88 T	2.2	2.0	2.4	2.5
1.8 16V (85 kW) 01-, 2.0 16V (102 kW)	⊙ 195/60 R 15 88 H	2.2	2.0	2.4	2.5
	205/55 R 15 88 V	2.2	2.0	2.4	2.5
	205/50 R 16 87 V ^Δ	2.2	2.0	2.4	2.5

Scénic II 03-

1.4i 16V (72 kW), 1.5 dCi (60 kW), 1.5 dCi (74 kW)	⊙ 195/65 R 15 91 T	2.2	2.0	2.2	2.0
	205/55 R 16 91 V	2.2	2.0	2.2	2.0
	205/50 R 17 89 V ^Δ	2.3	2.1	2.3	2.1
1.6i 16V (83 kW)	195/65 R 15 91 T	2.2	2.0	2.2	2.0
	⊙ 205/55 R 16 91 H	2.2	2.0	2.2	2.0
	205/50 R 17 89 V ^Δ	2.3	2.1	2.3	2.1
2.0 16V (99 kW)	⊙ 205/60 R 16 92 H ^Δ	2.3	2.1	2.3	2.1
	205/55 R 17 91 V ^{▽▽}	2.6	2.2	2.6	2.2
1.9 dCi (88 kW)	⊙ 205/60 R 16 96 H XL ^{▽▽}	2.3	2.1	2.3	2.1
	205/55 R 17 95 V XL ^{▽▽}	2.6	2.2	2.6	2.2
1.9 dCi (100 kW) 05-	⊙ 205/60 R 16 96 V XL ^{▽▽}	2.5	2.3	2.5	2.3
	205/55 R 17 95 V XL ^{▽▽}	2.6	2.2	2.6	2.2

Scénic RX4 (JA) 00-


2.0 16V (103 kW)	⊙ 215/65 R 16 98 T (4x4) ^{▽▽}	2.2	2.2	2.2	2.4
1.9 dCi (75 kW)	⊙ 215/65 R 16 98 T (4x4) ^{▽▽}	2.2	2.2	2.2	2.4

Grand Scénic (5/7P) 04-

1.6 16V-5P (83 kW), 1.5 dCi-5P (74 kW)	⊙ 205/60 R 16 92 H ^Δ	2.2	2.2	2.4	2.4
	205/55 R 17 91 V ^{▽▽}	2.4	2.2	2.6	2.4
1.6 16V-7P (83 kW), 1.5 dCi-7P (74 kW)	⊙ 205/60 R 16 92 H ^Δ	2.4	2.5	2.6	2.7
	205/55 R 17 91 V ^{▽▽}	2.6	2.5	2.8	2.7
2.0 16V-5P (99 kW), 1.9 dCi-5P (88 kW)	⊙ 205/60 R 16 92 H ^Δ	2.3	2.2	2.5	2.4
	205/55 R 17 91 V ^{▽▽}	2.4	2.2	2.6	2.4
2.0 16V-7P (99 kW)	⊙ 205/60 R 16 92 H ^Δ	2.5	2.6	2.7	2.8
	205/55 R 17 91 V ^{▽▽}	2.6	2.6	2.8	2.8
1.9 dCi-7P (88 kW)	⊙ 205/60 R 16 92 H ^Δ	2.5	2.5	2.7	2.7
	205/55 R 17 91 V ^{▽▽}	2.6	2.5	2.8	2.7

Laguna II (B 74) 02-

1.6 16V (79 kW), 1.8 16V (88 kW), 1.9 dCi (74 kW)	⊙ 195/65 R 15 91 H	2.1	2.0	2.4	2.2
	205/55 R 16 91 V	2.1	2.0	2.4	2.2
	225/45 R 17 91 V ^Δ	2.1	2.0	2.4	2.2
2.0 16V (99 kW), 2.0 Turbo (120 kW)	⊙ 205/55 R 16 91 V	2.1	2.0	2.4	2.2
	225/45 R 17 91 V ^Δ	2.1	2.0	2.4	2.2



Renault

3.0 V6 (152 kW)	⊙ 205/55 R 16 91 V	2.3	2.1	2.7	2.2
	225/45 R 17 91 V ^Δ	2.3	2.1	2.7	2.2
2.0 GT Sport (150 kW) 05-	⊙ 225/45 R 17 91 V ^Δ	2.3	2.1	2.7	2.2
1.9 dCi (88 kW)	⊙ 205/55 R 16 91 V	2.2	2.1	2.5	2.2
	225/45 R 17 91 V ^Δ	2.2	2.1	2.5	2.2
2.2 dCi (110 kW)	⊙ 205/55 R 16 91 V	2.4	2.1	2.8	2.2
	225/45 R 17 91 V ^Δ	2.4	2.1	2.8	2.2

Laguna 07-

1.6 (60 kW), 1.5 D (60 kW)	⊙ 195/60 R 16 89 H ^{▽▽}	2.3	2.1	2.5	2.1
	205/60 R 16 92 H ^Δ	2.3	2.1	2.5	2.1
2.0 (76 kW)	215/50 R 17 95 WXL ^{▽▽}	2.2	2.0	2.3	2.0
	195/60 R 16 89 H ^{▽▽}	2.3	2.1	2.5	2.1
	205/60 R 16 92 H ^Δ	2.3	2.1	2.5	2.1
	215/50 R 17 95 WXL ^{▽▽}	2.2	2.0	2.3	2.0
2.0 (92 kW), 2.0 (110 kW)	225/45 R 18 95 WXL ^{▽▽}	2.2	2.0	2.3	2.0
	⊙ 215/55 R 16 93 V ^Δ	2.4	2.1	2.6	2.2
	215/50 R 17 95 WXL ^{▽▽}	2.4	2.1	2.6	2.2
3.0 (176 kW), 2.0 D (81 kW)	225/45 R 18 95 WXL ^{▽▽}	2.4	2.1	2.6	2.2
	⊙ 215/50 R 17 95 WXL ^{▽▽}	2.6	2.2	2.8	2.3
	225/45 R 18 95 WXL ^{▽▽}	2.6	2.2	2.8	2.3
2.0 D (71 kW), 2.0 D (81 kW)	⊙ 205/60 R 16 92 H ^Δ	2.4	2.1	2.6	2.2
	215/55 R 16 93 V ^Δ	2.4	2.1	2.6	2.2
	215/50 R 17 95 WXL ^{▽▽}	2.6	2.2	2.6	2.2
	225/45 R 18 95 WXL ^{▽▽}	2.6	2.2	2.6	2.2
2.0 D (92 kW)	⊙ 215/55 R 16 93 V ^Δ	2.4	2.1	2.6	2.2
	215/50 R 17 95 WXL ^{▽▽}	2.6	2.2	2.8	2.3
	225/45 R 18 95 WXL ^{▽▽}	2.6	2.2	2.8	2.3
3.5 D (129 kW)	⊙ 215/50 R 17 95 WXL ^{▽▽}	2.6	2.2	3.0	2.3
	225/45 R 18 95 WXL ^{▽▽}	2.6	2.2	3.0	2.3

Laguna II Grandtour (K74) 02-

1.6 16V (79 kW),	195/65 R 15 91 H	2.1	2.1	2.4	2.2
1.8 16V (88 kW), 1.9 dCi (74 kW)	⊙ 205/55 R 16 91 V	2.1	2.1	2.4	2.2
	225/45 R 17 91 V ^Δ	2.1	2.1	2.4	2.2
2.0 16V (99 kW),	205/60 R 16 96 VXL ^{▽▽}	2.1	2.1	2.4	2.2
2.0 Turbo (120 kW)	⊙ 205/55 R 16 91 V	2.1	2.1	2.4	2.2
	225/45 R 17 91 V ^Δ	2.1	2.1	2.4	2.2
3.0 V6 (152 kW)	205/60 R 16 92 V	2.3	2.1	2.7	2.2
	⊙ 205/55 R 16 91 V	2.3	2.1	2.7	2.2
	225/45 R 17 91 V ^Δ	2.3	2.1	2.7	2.2
2.0 GT Sport (150 kW) 05-	⊙ 225/45 R 17 91 V ^Δ	2.3	2.1	2.7	2.2
1.9 dCi (88 kW)	⊙ 205/55 R 16 91 V	2.2	2.1	2.5	2.2
	225/45 R 17 91 V ^Δ	2.2	2.1	2.5	2.2
2.2 dCi (110 kW)	⊙ 205/55 R 16 91 V	2.4	2.1	2.8	2.2
	225/45 R 17 91 V ^Δ	2.4	2.1	2.8	2.2



Renault

Vel Satis (DJ73) 02-

2.0 Turbo (120 kW)	⊙ 225/55 R 17 101 VXL ^Δ	2.1	2.0	2.2	2.0
	245/45 R 18 100 WXL ^{▽▽}	2.1	2.0	2.2	2.0
3.5 V6 (177 kW)	⊙ 225/55 R 17 101 WXL	2.2	2.0	2.5	2.0
	245/45 R 18 100 WXL ^{▽▽}	2.3	2.0	2.6	2.0
2.2 dCi (85 kW), 2.2 dCi 16V (110 kW) 06-, 2.0 dCi FAP (110 kW) 06-	⊙ 225/55 R 17 101 VXL ^Δ	2.2	2.0	2.3	2.0
	245/45 R 18 100 WXL ^{▽▽}	2.3	2.0	2.4	2.0
3.0 dCi V6 (130 kW), 2.0 dCi FAP (127 kW) 06-	⊙ 225/55 R 17 101 VXL ^Δ	2.3	2.0	2.4	2.0
	245/45 R 18 100 WXL ^{▽▽}	2.4	2.0	2.5	2.0

Avantime (DE) 02-03

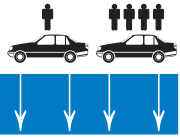
2.0 16V Turbo (120 kW)	⊙ 225/55 R 16 95 V	2.5	2.3	2.8	2.5
	225/50 R 17 94 V ^Δ	2.5	2.3	2.8	2.5
	235/50 R 17 96 V ^{▽▽}	2.4	2.2	2.7	2.4
3.0 V6 (152 kW)	⊙ 225/55 R 16 95 V	2.5	2.3	2.8	2.5
	235/50 R 17 96 V ^{▽▽}	2.4	2.2	2.7	2.4
2.2 dCi (110 kW)	⊙ 225/55 R 16 95 V	2.5	2.3	2.8	2.5
	235/50 R 17 96 V ^{▽▽}	2.4	2.2	2.7	2.4

Espace (JE) 97-02, Grand Espace (JE) 98-

2.0 (84 kW), 2.0 16V (102 kW), 1.9 dTi (72 kW)	⊙ 195/65 R 15 91 T/H	2.4	2.1	2.5	2.4
	205/65 R 15 94 T/H ^Δ	2.4	2.1	2.5	2.4
	215/55 R 16 93 W	2.4	2.1	2.5	2.4
	225/55 R 16 95 V	2.4	2.1	2.5	2.4
3.0 V6 24V (140 kW)	⊙ 215/65 R 15 96 V ^{▽▽}	2.4	2.2	2.6	2.4
	225/55 R 16 95 W	2.4	2.2	2.6	2.4
2.2 dT (83 kW)	⊙ 205/65 R 15 94 T ^Δ	2.4	2.2	2.6	2.4
	215/65 R 15 96 T ^Δ	2.4	2.2	2.6	2.4
	225/55 R 16 95 W	2.4	2.2	2.6	2.4
2.2 dCi 115 (85 kW), 2.2 dCi 130 (95 kW)	⊙ 225/55 R 16 95 H/V ^Δ	2.4	2.2	2.6	2.4

Espace (K) 02-/06-

2.0 16V (100 kW)	⊙ 225/60 R 16 102 VXL ^{▽▽}	2.2	2.1	2.3	2.2
2.0 16V (120 kW), 2.0 Turbo (125 kW) 06-	⊙ 225/55 R 17 101 WXL	2.3	2.2	2.3	2.2
3.5 V6 (177 kW)	245/45 R 18 100 WXL ^{▽▽}	2.4	2.3	2.4	2.3
	⊙ 225/55 R 17 101 WXL	2.4	2.2	2.7	2.4
1.9 dCi (88 kW)	245/45 R 18 100 WXL ^{▽▽}	2.5	2.3	2.8	2.5
	⊙ 225/60 R 16 102 VXL ^{▽▽}	2.2	2.1	2.3	2.2
2.2 dCi (102 kW) 06-, 2.2 dCi (110 kW), 2.0 dCi (110 kW) 06-	225/55 R 17 101 WXL	2.2	2.1	2.3	2.2
	⊙ 225/55 R 17 101 WXL	2.5	2.2	2.5	2.2
3.0 dCi V6 (130 kW), 2.0 dCi FAP (127 kW) 06-	245/45 R 18 100 WXL ^{▽▽}	2.6	2.3	2.6	2.3
	⊙ 225/55 R 17 101 WXL	2.5	2.2	2.6	2.2
	245/45 R 18 100 WXL ^{▽▽}	2.6	2.3	2.6	2.3



Rover

City Rover (MAT) 04-

1.4 (55 kW),	165/65 R 14 79 T
1.4 TD (46 kW)	175/65 R 14 82 T
	175/60 R 14 79 T ▽

25 (RF) 00-

1.4 16V (62 kW),	175/70 R 14 84 T	2.1	2.1	2.3	2.3
1.4 16V (76 kW)	⊙ 175/65 R 14 82 T	2.1	2.1	2.3	2.3
	185/65 R 14 86 T	2.1	2.1	2.3	2.3
	185/55 R 15 82 T ^Δ	2.1	2.1	2.3	2.3
	205/45 R 16 83 T ^Δ	2.1	2.1	2.3	2.3
1.6 16V (80 kW)	⊙ 175/65 R 14 82 T	2.3	2.1	2.5	2.3
	185/55 R 15 82 T ^Δ	2.3	2.1	2.5	2.3
	205/45 R 16 83 T ^Δ	2.3	2.1	2.5	2.3
1.8 16V (107 kW)	⊙ 205/45 R 16 83 V	2.3	2.1	2.5	2.3
2.0 iDT (74 kW)	⊙ 185/65 R 14 86 H	2.3	2.1	2.5	2.3
	185/55 R 15 82 H ^Δ	2.3	2.1	2.5	2.3
	205/45 R 16 83 H ^Δ	2.3	2.1	2.5	2.3

MG ZR (25) 01-

1.8 16V ZR 160 (118 kW)	⊙ 205/50 R 16 87 V ^Δ	2.3	2.1	2.5	2.3
	205/45 ZR 17 ^Δ	2.3	2.1	2.5	2.3

Streetwise (25) 04-

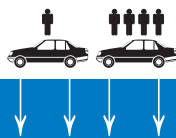
1.4 (76 kW), 1.6 (80 kW),	175/70 R 14 84 T	2.1	2.1	2.3	2.3
2.0 TD (74 kW)	175/65 R 14 82 T	2.1	2.1	2.3	2.3

45 (RT) 00-

1.4 16V (76 kW)	⊙ 175/70 R 14 84 T	2.1	2.1	2.4	2.4
	185/65 R 14 86 T	2.1	2.1	2.4	2.4
	195/55 R 15 85 T ^Δ	2.1	2.1	2.4	2.4
	205/45 R 16 83 T ^Δ	2.1	2.1	2.4	2.4
1.6 16V (80 kW)	⊙ 185/65 R 14 86 H	2.1	2.1	2.4	2.4
	195/55 R 15 85 H ^Δ	2.1	2.1	2.4	2.4
	205/45 R 16 83 H ^Δ	2.1	2.1	2.4	2.4
1.8 16V (86 kW)	⊙ 185/65 R 14 86 H	2.1	2.1	2.4	2.4
	195/55 R 15 85 H ^Δ	2.1	2.1	2.4	2.4
	205/45 R 16 83 H ^Δ	2.1	2.1	2.4	2.4
2.0 V6 24V (110 kW)	⊙ 195/55 R 15 85 V	2.1	2.1	2.4	2.4
	205/45 R 16 83 V	2.1	2.1	2.4	2.4
2.0 iDT (74 kW)	⊙ 185/65 R 14 86 H	2.2	2.1	2.5	2.4
	195/55 R 15 85 H ^Δ	2.2	2.1	2.5	2.4
	205/45 R 16 83 H ^Δ	2.2	2.1	2.5	2.4

MG ZS (45) 01-

2.5 V6 ZS 180 (130 kW)	⊙ 205/50 R 16 87 V ^Δ	2.1	2.1	2.4	2.4
	205/45 ZR 17 ^Δ	2.1	2.1	2.4	2.4



Rover

75 (RJ) 99- /04-

1.8 16V (88 kW)	⊙ 195/65 R 15 91 H	2.1	1.9	2.2	2.1
	205/65 R 15 94 H	2.1	1.9	2.1	1.9
	215/55 R 16 93 H ^Δ	2.1	1.9	2.1	1.9
	225/45 R 17 91 H ^Δ	2.1	1.9	2.2	1.9
2.0 V6 (110 kW), 1.8 T (110 kW)	⊙ 195/65 R 15 91 V	2.4	2.3	2.5	2.4
	205/65 R 15 94 V	2.2	2.1	2.3	2.2
	215/55 R 16 93 V ^Δ	2.2	2.1	2.3	2.2
	225/45 R 17 91 V ^Δ	2.4	2.3	2.5	2.4
2.5 V6 (130 kW)	⊙ 195/65 R 15 91 V	2.5	2.4	2.6	2.5
	205/65 R 15 94 V	2.3	2.2	2.4	2.3
	215/55 R 16 93 V ^Δ	2.3	2.2	2.4	2.3
	225/45 R 17 91 V ^Δ	2.5	2.4	2.6	2.5
2.0 CDT (85 kW), 2.0 CDTi (96 kW)	⊙ 195/65 R 15 91 H	2.3	2.2	2.4	2.3
	205/65 R 15 94 H	2.1	1.9	2.1	2.0
	215/55 R 16 93 H ^Δ	2.2	2.1	2.1	2.0
	225/45 R 17 91 H ^Δ	2.3	2.2	2.4	2.3

75 Tourer (RJ) 01-


1.8 16V (88 kW)	⊙ 195/65 R 15 91 H	2.2	2.2	2.3	2.2
	205/65 R 15 94 H	2.2	2.2	2.3	2.2
	215/55 R 16 93 H ^Δ	2.2	2.2	2.3	2.2
	225/45 R 17 91 H ^Δ	2.2	2.2	2.3	2.2
2.0 V6 (110 kW), 1.8 T (110 kW)	⊙ 195/65 R 15 91 V	2.6	2.5	2.6	2.5
	205/65 R 15 94 V	2.6	2.5	2.6	2.5
	215/55 R 16 93 V ^Δ	2.6	2.5	2.6	2.5
	225/45 R 17 91 V ^Δ	2.6	2.5	2.6	2.5
2.5 V6 (130 kW)	⊙ 195/65 R 15 91 V	2.6	2.5	2.6	2.5
	205/65 R 15 94 V	2.6	2.5	2.6	2.5
	215/55 R 16 93 V ^Δ	2.6	2.5	2.6	2.5
	225/45 R 17 91 V ^Δ	2.6	2.5	2.6	2.5
2.0 CDT (85 kW), 2.0 CDTi (96 kW)	⊙ 195/65 R 15 91 H	2.5	2.3	2.5	2.3
	205/65 R 15 94 H	2.5	2.3	2.5	2.3
	215/55 R 16 93 H ^Δ	2.5	2.3	2.5	2.3
	225/45 R 17 91 H ^Δ	2.5	2.3	2.5	2.3

MG ZT (75) 01- /04-

1.8 ZT 160 T (118 kW), 2.5 V6 ZT 190 (140 kW), 2.5 V6 ZT-T 190 (Coupe) (140 kW)	⊙ 225/45 ZR 18 ∇∇	2.5	2.4	2.6	2.5
4.6 V8 ZT 260 (191 kW) 04-	⊙ 225/45 ZR 18 ∇∇	2.5	2.4	2.6	2.5

MG F 96-02

1.8 (88 kW), 1.8 VVC (107 kW)	185/55 R 15 82 H/V ^Δ	1.8	2.0	1.8	2.0
	⊙ 185/55 R 15 82 H/VVA ^Δ	1.8		1.8	
	⊙ 205/50 R 15 86 H/VHA ^Δ		2.0		2.0
	215/40 ZR 16	1.8	2.0	1.8	2.0



Rover

MG TF (RD) 02-

1.6 TF 115 (85 kW),	⊙ 185/55 R 15 82 H/VVA ^Δ	1.8	1.8		
1.8 TF 135 (100 kW)	⊙ 205/50 R 15 86 H/VHA ^Δ		2.0	2.0	
	195/45 R 16 80 H/VVA ^Δ	1.8	1.8		
	215/40 R 16 82 H/VHA ^Δ		2.0	2.0	
1.8 TF 160 (118 kW)	⊙ 195/45 R 16 80 VVA	1.8	1.8		
	⊙ 215/40 R 16 82 VHA ^Δ		2.0	2.0	

Saab

9-3 98-02

2.0 Turbo (110 kW),	195/60 R 15 88 V	2.5	2.5	2.5	2.5
2.2 TiD (92 kW)	⊙ 205/50 R 16 87 W	2.8	2.8	2.8	2.8
	215/45 ZR 17	2.8	2.8	2.8	2.8
2.0 Turbo (136 kW),	⊙ 205/50 R 16 87 W	2.8	2.8	2.8	2.8
2.0 Aero Turbo (151 kW)					
2.3 Viggen Turbo (165 kW)	⊙ 215/45 ZR 17	2.9	2.7	2.9	2.7

9-3 02-, 9-3 (Sport Combi) 05-

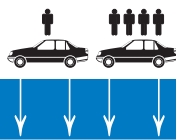
1.8 i (90 kW) 04-,	⊙ 195/65 R 15 91 H	2.6	2.6	2.6	2.6
1.8 t (110 kW),	215/60 R 15 94 V	2.8	2.6	2.8	2.6
1.9 TiD (88 kW)	215/55 R 16 93 V ^Δ	2.6	2.6	2.6	2.6
	225/45 R 17 94 WXL	2.8	2.8	2.8	2.8
	235/45 R 17 94 W	2.8	2.8	2.8	2.8
	225/45 R 18 95 WXL ^{▽▽}	2.8	2.8	2.8	2.8
2.0 Turbo (154 kW)	⊙ 225/45 R 17 94 WXL	2.8	2.8	2.8	2.8
	235/45 R 17 94 W	2.8	2.8	2.8	2.8
	225/45 R 18 95 WXL ^{▽▽}	2.8	2.8	2.8	2.8
2.8 TV 6 (184 kW) 05-	⊙ 215/55 R 16 93 V ^Δ	2.6	2.6	2.6	2.6
	235/45 R 17 94 W	2.8	2.8	2.8	2.8
	225/45 R 18 95 WXL ^{▽▽}	2.8	2.8	2.8	2.8
2.2 TiD (92 kW)	⊙ 195/65 R 15 91 H	2.6	2.6	2.6	2.6
	215/60 R 15 94 V	2.8	2.6	2.8	2.6
	215/55 R 16 93 V ^Δ	2.6	2.6	2.6	2.6
	225/45 R 17 94 WXL	2.8	2.8	2.8	2.8
1.9 TiD (110 kW)	⊙ 215/60 R 15 94 V	2.8	2.6	2.8	2.6
	215/55 R 16 93 V ^Δ	2.6	2.6	2.6	2.6
	225/45 R 17 94 WXL	2.8	2.8	2.8	2.8
	235/45 R 17 94 W	2.8	2.8	2.8	2.8
	225/45 R 18 95 WXL ^{▽▽}	2.8	2.8	2.8	2.8

9-3 Coupé 98-02

2.0 Turbo (110 kW),	195/60 R 15 88 V	2.5	2.5	2.5	2.5
2.2 TiD (92 kW)	⊙ 205/50 R 16 87 W	2.8	2.8	2.8	2.8
2.0 Aero Turbo (151 kW)	⊙ 205/50 R 16 87 W	2.8	2.8	2.8	2.8

9-3 Cabrio 98-03

2.0 Turbo (110 kW)	195/60 R 15 88 V	2.5	2.5	2.5	2.5
	⊙ 205/50 R 16 87 W	2.8	2.8	2.8	2.8
2.0 Aero Turbo (151 kW)	⊙ 205/50 R 16 87 W	2.8	2.8	2.8	2.8




Saab

9-3 Cabrio 03-

1.8 t (110 kW)	⊙ 195/65 R 15 91 H	2.6	2.6	2.6	2.6
	215/60 R 15 94 V	2.8	2.6	2.8	2.6
	215/55 R 16 93 V ^Δ	2.6	2.6	2.6	2.6
	225/45 R 17 94 WXL	2.8	2.8	2.8	2.8
	235/45 R 17 94 W	2.8	2.8	2.8	2.8
	225/45 R 18 95 WXL ^{▽▽}	2.8	2.8	2.8	2.8
2.0 t (129 kW), 1.9 TiD (110 kW)	⊙ 215/60 R 15 94 V	2.8	2.6	2.8	2.6
	215/55 R 16 93 V ^Δ	2.6	2.6	2.6	2.6
	225/45 R 17 94 WXL	2.8	2.8	2.8	2.8
	235/45 R 17 94 W	2.8	2.8	2.8	2.8
	225/45 R 18 95 WXL ^{▽▽}	2.8	2.8	2.8	2.8
2.0 Turbo (154 kW)	⊙ 225/45 R 17 94 WXL	2.8	2.8	2.8	2.8
	235/45 R 17 94 W	2.8	2.8	2.8	2.8
	225/45 R 18 95 WXL ^{▽▽}	2.8	2.8	2.8	2.8
2.8 TV6 (184 kW)	⊙ 215/55 R 16 93 V ^Δ	2.6	2.6	2.6	2.6
	235/45 R 17 94 W	2.8	2.8	2.8	2.8
	225/45 R 18 95 WXL ^{▽▽}	2.8	2.8	2.8	2.8

9-5 97-/02-/06-, 9-5 (Sport Combi) 99-/02-/06-

2.0 t (110 kW), 2.3 T (162 kW), 3.0 TV6 (147 kW) -04	⊙ 205/65 R 15 94 V	2.8	2.6	2.8	2.6
	215/55 R 16 93 V ^Δ	2.9	2.7	2.9	2.7
	225/45 R 17 94 WXL	3.0	2.9	3.0	2.9
	235/45 R 17 94 W	2.8	2.8	2.8	2.8
2.3 T (136 kW)	⊙ 215/55 R 16 93 V ^Δ	2.9	2.7	2.9	2.7
	225/45 R 17 94 WXL	3.0	2.9	3.0	2.9
	235/45 R 17 94 W	2.8	2.8	2.8	2.8
2.3 Turbo (184 kW) 01-, 2.3 Turbo (191 kW) 06-, 3.0 TiD V6 (130 kW) 01-	⊙ 235/45 R 17 94 W	2.8	2.8	2.8	2.8
2.3 t Performance (225 kW)	⊙ 225/40 ZR 18 XL	3.0	2.9	3.0	2.9
1.9 TiD (110 kW) 06-, 2.2 TiD (88 kW)	⊙ 205/65 R 15 94 V	2.8	2.6	2.8	2.6
	215/55 R 16 93 V ^Δ	2.9	2.7	2.9	2.7
	225/45 R 17 94 WXL	3.0	2.9	3.0	2.9
	235/45 R 17 94 W	2.8	2.8	2.8	2.8



Seat

Arosa (6H) 97- / 00-

1.0 (37 kW), 1.4 (44 kW)	⊙ 155/70 R 13 75 T	2.2	2.2	2.5	3.0
	175/65 R 13 80 T	2.2	2.2	2.5	3.0
	185/55 R 14 80 H	2.2	2.2	2.5	3.0
	195/45 R 15 78 H ^Δ	2.2	2.2	2.5	3.0
1.7 SDI (44 kW)	⊙ 175/65 R 13 80 T	2.2	2.2	2.5	3.0
	185/55 R 14 80 H	2.2	2.2	2.5	3.0
	195/45 R 15 78 H ^Δ	2.2	2.2	2.5	3.0
1.4 16V (74 kW) 01-	⊙ 185/55 R 14 80 H	2.2	2.2	2.5	3.0
	195/45 R 15 78 H ^Δ	2.2	2.2	2.5	3.0
1.4 TDI (55 kW) 01-	175/65 R 13 80 T	2.2	2.2	2.5	3.0
	⊙ 185/55 R 14 80 H	2.2	2.2	2.5	3.0
	195/45 R 15 78 H ^Δ	2.2	2.2	2.5	3.0

Ibiza (6K) 93- / 99-02

1.0 (37 kW), 1.4 (44 kW)	155 R 13 79 T	2.0	1.9	2.0	2.2
	⊙ 175/70 R 13 82 T	2.0	1.9	2.0	2.2
	185/60 R 14 82 T	2.0	1.9	2.0	2.2
1.6, 1.8, 1.4 16V (55 kW)	⊙ 175/70 R 13 82 T	2.0	1.9	2.0	2.2
	185/60 R 14 82 H	2.0	1.9	2.0	2.2
1.6 GTi (74 kW), 1.8 16V (95 kW), 2.0 GTI, 1.9 TD, 1.9 TDi	⊙ 185/60 R 14 82 H	2.0	1.9	2.0	2.2
	195/50 R 15 82 V	2.0	1.9	2.0	2.2
1.9 D, 1.9 SDi	⊙ 175 R 13 86 T ^{▽▽}	2.0	1.9	2.0	2.2
2.0 16V Cupra, 1.8 20V Cupra (115 kW)	⊙ 195/45 R 16 80 V	2.5	2.2	2.5	2.7

Ibiza (6L) 02- / 06-

1.2 12V (47 kW)	165/70 R 14 81 T	2.0	1.9	2.0	2.2
	⊙ 185/60 R 14 82 H	2.0	1.9	2.0	2.2
1.4 16V (55 kW), 1.4 TDI (55 kW) -06, 1.4 TDI (59 kW) 06-	165/70 R 14 81 T	2.0	1.9	2.0	2.2
1.4 TDI (59 kW) 06-	⊙ 185/60 R 14 82 H	2.0	1.9	2.0	2.2
	195/55 R 15 85 V	2.0	1.9	2.0	2.2
1.4 16V (74 kW), 1.9 TDI (74 kW)	195/50 R 15 82 V	2.0	1.9	2.0	2.2
	⊙ 185/60 R 14 82 H	2.0	1.9	2.0	2.2
	195/50 R 15 82 V	2.0	1.9	2.0	2.2
1.8 Turbo FR (110 kW) 06-	205/45 R 16 83 W	2.0	1.9	2.0	2.2
	⊙ 205/45 R 16 83 W	2.3	2.1	2.5	2.5
1.8 T Cupra (132 kW) 04-	⊙ 205/40 R 17 84 WXL	2.2	2.2	2.5	2.5
1.9 SDI (47 kW) -06, 1.4 TDI (51 kW) 06-	165/70 R 14 81 T	2.0	1.9	2.0	2.2
1.9 TDI FR (96 kW) 06-	⊙ 185/60 R 14 82 T	2.0	1.9	2.0	2.2
	195/55 R 15 85 V	2.0	1.9	2.0	2.2
1.9 TDI Cupra (117 kW)	⊙ 205/45 R 16 83 V	2.3	2.1	2.5	2.5
	205/40 R 17 84 VXL ^Δ	2.3	2.1	2.5	2.5
1.9 TDI Cupra (117 kW)	⊙ 205/40 R 17 84 WXL	2.2	2.2	2.5	2.5

Cordoba (6K/C) 94- / 00-03

1.4 (44 kW), 1.6 (55 kW), 1.8 (66 kW), 1.4 16V (55 kW)	⊙ 175/70 R 13 82 T	2.0	1.9	2.2	2.4
	185/60 R 14 82 T	2.0	1.9	2.2	2.4
1.6 (74 kW)	⊙ 185/60 R 14 82 H	2.2	2.1	2.3	2.6



Seat					
1.8 GTi 16V, 1.8 20V Cupra (115 kW)	⊙ 185/60 R 14 82 H	2.4	2.2	2.5	2.7
2.0 GTI (110 kW)	⊙ 185/55 R 15 82 V	2.2	2.1	2.3	2.6
	195/50 R 15 82 V	2.2	2.1	2.3	2.6
	195/45 R 16 80 V	2.2	2.1	2.3	2.6
1.9 D, 1.9 SDI (50 kW)	175/70 R 13 82 T	2.0	1.9	2.2	2.4
	⊙ 185/60 R 14 82 T	2.0	1.9	2.2	2.4
1.9 TD, 1.9 TDI (66 kW), 1.9 TDI (81 kW)	⊙ 185/60 R 14 82 H	2.0	1.9	2.2	2.4
Cordoba (6L) 03-					
1.2 (47 kW), 1.9 SDI (47 kW)	⊙ 165/70 R 14 81 T	2.0	1.9	2.2	2.4
	185/60 R 14 82 T	2.0	1.9	2.2	2.4
	195/55 R 15 85 H ^Δ	2.0	1.9	2.2	2.4
1.4 16V (55 kW), 1.4 TDI (55 kW)	⊙ 165/70 R 14 81 T	2.0	1.9	2.2	2.4
	185/60 R 14 82 H	2.0	1.9	2.2	2.4
	195/55 R 15 85 V	2.0	1.9	2.2	2.4
	195/50 R 15 82 V	2.0	1.9	2.2	2.4
	205/45 R 16 83 W	2.0	1.9	2.2	2.4
1.4 16V (74 kW), 1.9 TDI (74 kW)	⊙ 185/60 R 14 82 H	2.0	1.9	2.2	2.4
	195/55 R 15 85 V	2.0	1.9	2.2	2.4
	195/50 R 15 82 V	2.0	1.9	2.2	2.4
	205/45 R 16 83 W	2.0	1.9	2.2	2.4
1.9 TDI (96 kW)	⊙ 195/55 R 15 85 V	2.0	1.9	2.2	2.4
	205/45 R 16 83 V	2.0	1.9	2.2	2.4
Cordoba Vario (6K) 97-					
1.4 (44 kW)	⊙ 175/70 R 13 82 T	2.1	1.9	2.2	2.4
	185/60 R 14 82 H	2.1	1.9	2.2	2.4
1.6 (55 kW), 1.6 (74 kW)	175/70 R 13 82 T	2.2	1.9	2.3	2.4
	⊙ 185/60 R 14 82 H	2.2	1.9	2.3	2.4
	185/55 R 15 82 H ^Δ	2.2	1.9	2.3	2.4
1.9 SDI (50 kW)	155/80 R 13 79 T	2.1	1.9	2.2	2.4
	⊙ 175/70 R 13 82 T	2.1	1.9	2.2	2.4
	185/60 R 14 82 T	2.1	1.9	2.2	2.4
1.9 TDI (66 kW), 1.9 TDI (81 kW)	⊙ 185/60 R 14 82 H	2.2	1.9	2.3	2.4
	185/55 R 15 82 H ^Δ	2.2	1.9	2.3	2.4
	195/50 R 15 82 H ^Δ	2.2	1.9	2.3	2.4
	195/45 R 16 80 V	2.2	1.9	2.3	2.4
Leon (1M) 00-05					
1.4 16V (55 kW)	⊙ 175/80 R 14 88 T	2.2	2.2	2.2	2.6
	195/65 R 15 91 T	2.2	2.2	2.2	2.6
1.6 16V (77 kW), 1.9 TDI (81 kW)	⊙ 195/65 R 15 91 H	2.2	2.2	2.2	2.6
1.8 20V (92 kW)	⊙ 195/65 R 15 91 V	2.2	2.2	2.2	2.6
1.8 20V Turbo (132 kW), 1.8 T 4x4 (132 kW), 2.8 V6 Cupra 4x4 (150 kW)	⊙ 205/55 R 16 91 W	2.2	2.2	2.2	2.6



Seat

1.8 Cupra R (154 kW) 02-	⊙ 225/45 R 17 91 Y▽▽	2.2	2.2	2.2	2.6
1.8 Cupra R (165 kW) 03-	225/40 R 18 92 YXL▽▽	2.2	2.2	2.2	2.6
1.9 SDI (50 kW),	175/80 R 14 88 T	2.2	2.2	2.2	2.6
1.9 TDI (66 kW)	⊙ 195/65 R 15 91 T	2.2	2.2	2.2	2.6
1.9 TDI (96 kW),	195/65 R 15 91 V	2.2	2.2	2.2	2.6
1.9 TDI Sport (110 kW)	⊙ 205/55 R 16 91 V	2.2	2.2	2.2	2.6
	225/45 R 17 91 V△	2.2	2.2	2.2	2.6

Leon (1P) 05-

1.6 FSI (75 kW),	⊙ 205/55 R 16 91 V	2.4	2.2	2.6	2.8
1.9 TDI (77 kW)	225/45 R 17 91 W	2.4	2.2	2.6	2.8
2.0 TDI (103 kW),	⊙ 205/55 R 16 91 V	2.4	2.2	2.6	2.8
2.0 FSI (110 kW)	225/45 R 17 91 W	2.4	2.2	2.6	2.8
2.0 FSIT (136 kW)	⊙ 205/55 R 16 91 V	2.4	2.2	2.6	2.8
	225/45 R 17 91 W	2.4	2.2	2.6	2.8
2.0 TFSI FR (147 kW) 06-	⊙ 225/40 R 18 92 WXL	2.4	2.2	2.6	2.8
2.0 TDI FR (125 kW) 06-					
2.0 TFSI Cupra (177 kW) 07-	⊙ 225/40 R 18 92 WXL	2.4	2.2	2.6	2.8

Altea (5P) 04-


1.6 16V (75 kW),	⊙ 205/55 R 16 91 H	2.4	2.2	2.6	2.8
1.9 TDI (77 kW)	225/45 R 17 91 H△	2.4	2.2	2.6	2.8
2.0 FSI (110 kW),	⊙ 205/55 R 16 91 V	2.4	2.2	2.6	2.8
2.0 TDI (103 kW)	225/45 R 17 91 V△	2.4	2.2	2.6	2.8
2.0 TDI FR (125 kW) 06-	⊙ 225/45 R 17 91 V△	2.4	2.2	2.6	2.8

Altea XL 06-

1.6 (75 kW),	⊙ 205/55 R 16 91 H	2.4	2.2	2.6	2.8
1.9 TDI (77 kW)	225/45 R 17 91 V△	2.4	2.2	2.6	2.8
	225/40 R 18 88 V△	2.4	2.2	2.6	2.8
1.8 TFSI (118 kW),	⊙ 205/55 R 16 91 V	2.4	2.2	2.6	2.8
2.0 FSI (110 kW),	225/45 R 17 91 V△	2.4	2.2	2.6	2.8
2.0 TDI (103 kW)	225/40 R 18 88 V△	2.4	2.2	2.6	2.8
2.0 TDI FR (125 kW)	⊙ 205/55 R 16 91 V	2.4	2.2	2.6	2.8
	225/45 R 17 91 V△	2.4	2.2	2.6	2.8
	225/40 R 18 88 V△	2.4	2.2	2.6	2.8

Toledo II (1M) 99-04

1.6 16V (77 kW)	⊙ 175/80 R 14 88 H	1.8	1.8	2.0	2.2
	195/65 R 15 91 H	1.8	1.8	2.0	2.2
1.8 20V (92 kW)	⊙ 195/65 R 15 91 V	1.9	1.9	2.0	2.2
2.3 V5 (110 kW),	⊙ 205/55 R 16 91 V	2.4	2.4	2.5	2.8
2.3 V5 (125 kW) 01-,	225/45 R 17 91 W	2.4	2.4	2.5	2.8
1.8 20V (132 kW)					
1.9 TDI (66 kW),	⊙ 175/80 R 14 88 H	2.0	1.8	2.2	2.4
1.9 TDI (81 kW)	195/65 R 15 91 V	2.0	1.8	2.2	2.4
1.9 TDI (96 kW),	⊙ 195/65 R 15 91 V	2.4	2.4	2.5	2.8
1.9 TDI (110 kW)	205/55 R 16 91 V	2.4	2.4	2.5	2.8



Seat

Toledo III (5P) 05-

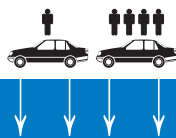
1.6 (75 kW)	⊙ 205/55 R 16 91 V	2.4	2.2	2.6	2.8
	225/45 R 17 91 V ^Δ	2.4	2.2	2.6	2.8
	225/45 ZR 18 ^{∇∇}	2.4	2.2	2.6	2.8
2.0 FSI (110 kW)	⊙ 205/55 R 16 91 V	2.4	2.2	2.6	2.8
	225/45 R 17 91 V ^Δ	2.4	2.2	2.6	2.8
	225/45 ZR 18 ^{∇∇}	2.4	2.2	2.6	2.8
1.9 TDI (77 kW)	⊙ 205/55 R 16 91 V	2.4	2.2	2.6	2.8
	225/45 R 17 91 V ^Δ	2.4	2.2	2.6	2.8
	225/45 ZR 18 ^{∇∇}	2.4	2.2	2.6	2.8
2.0 TDI (103 kW)	⊙ 205/55 R 16 91 V	2.4	2.2	2.6	2.8
	225/45 R 17 91 V ^Δ	2.4	2.2	2.6	2.8
	225/45 ZR 18 ^{∇∇}	2.4	2.2	2.6	2.8

Alhambra (7MS) 96-/00-

2.0 (85 kW),	195/65 R 15 95 TXL	2.6	2.4	2.7	3.0
1.9 TDI (66 kW),	205/60 R 15 95 HXL	2.7	2.5	2.9	3.2
1.9 TDI (85 kW) 01-,	⊙ 215/60 R 15 94 H ^Δ	2.3	2.1	2.5	2.7
1.9 TDI 4WD (85 kW) 03-	205/55 R 16 94 HXL ^{∇∇}	2.7	2.5	2.9	3.2
	215/55 R 16 97 HXL	2.7	2.5	2.9	3.2
	225/45 R 17 94 HXL ^Δ	2.7	2.5	2.9	3.2
1.8 T 20V (110 kW)	205/60 R 15 95 HXL	2.7	2.5	2.9	3.2
	⊙ 215/60 R 15 94 H ^Δ	2.3	2.1	2.5	2.7
	205/55 R 16 94 HXL ^{∇∇}	2.7	2.5	2.9	3.2
	215/55 R 16 97 HXL	2.7	2.5	2.9	3.2
	225/45 R 17 94 HXL ^Δ	2.7	2.5	2.9	3.2
2.8 V6 (150 kW) 01-,	⊙ 215/55 R 16 97 VXL ^{∇∇}	2.7	2.5	2.9	3.2
2.8 V6 4WD (150 kW) 02-	225/45 R 17 94 WXL	2.7	2.5	2.9	3.2
1.9 TDI (96 kW),	⊙ 205/55 R 16 94 HXL ^{∇∇}	2.7	2.5	2.9	3.2
1.9 TDI (110 kW)	215/55 R 16 97 HXL	2.7	2.5	2.9	3.2
	225/45 R 17 94 HXL ^Δ	2.7	2.5	2.9	3.2

Inca (9KS) 96-

1.4 (44 kW), 1.4 (55 kW),	⊙ 175/65 R 14 82 T
1.7 TDI (44 kW),	185/60 R 14 82 T
1.9 SDI (47 kW),	
1.9 TDI (66 kW)	



Skoda

Felicia Fun (797) 97-

1.3 (50 kW), 1.6 (55 kW),	⊙ 165/80 R 13 83 T	2.0	2.0	2.2	2.6
1.9 D (47 kW)	175/65 R 14 82 T	2.0	2.0	2.2	2.6

Fabia (6Y) 00-/03-06

1.2 (40 kW) 03-,	⊙ 165/70 R 14 81 T	2.2	2.0	2.3	2.7
1.2 HTP (47 kW),	185/60 R 14 82 T	2.2	2.0	2.3	2.7
1.4 (44 kW)	185/55 R 15 82 H ^Δ	2.2	2.0	2.3	2.7
1.4 (50 kW),	⊙ 165/70 R 14 81 T	2.2	2.0	2.3	2.7
1.4 16V (55 kW),	185/60 R 14 82 T	2.2	2.0	2.3	2.7
1.4 TDI-PD (55 kW) 03-	185/55 R 15 82 H ^Δ	2.2	2.0	2.3	2.7
	195/50 R 15 82 H ^Δ	2.2	2.0	2.3	2.7
1.4 16V (74 kW),	⊙ 185/60 R 14 82 H	2.1	2.1	2.4	2.8
1.9 TDI-PD (74 kW)	185/55 R 15 82 H ^Δ	2.1	2.1	2.4	2.8
	195/50 R 15 82 H ^Δ	2.1	2.1	2.4	2.8
2.0 (85 kW)	185/55 R 15 82 H ^Δ	2.1	2.1	2.4	2.8
	⊙ 195/50 R 15 82 H ^Δ	2.1	2.1	2.4	2.8
	205/45 R 16 83 W	2.1	2.1	2.4	2.8
1.9 SDI (47 kW)	165/70 R 14 81 T	2.1	2.1	2.4	2.8
	⊙ 185/60 R 14 82 T	2.1	2.1	2.4	2.8
1.9 TDI RS (96 kW) 03-	⊙ 205/45 R 16 83 W	2.1	2.1	2.4	2.8

Fabia (5J) 07-

1.2 (44 kW)	⊙ 155/80 R 13 79 T	2.3	2.3	2.4	3.0
	165/70 R 14 81 T	2.1	2.2	2.2	3.2
	185/60 R 14 82 T	2.1	2.2	2.2	3.1
	195/55 R 15 85 H ^Δ	2.1	2.2	2.2	2.9
	205/45 R 16 83 H ^Δ	2.0	2.1	2.1	3.0
1.2 (51 kW)	⊙ 165/70 R 14 81 T	2.1	2.2	2.2	3.2
	185/60 R 14 82 T	2.1	2.2	2.2	3.1
	195/55 R 15 85 H ^Δ	2.1	2.2	2.2	2.9
	205/45 R 16 83 H ^Δ	2.0	2.1	2.1	3.0
1.4 TDI (51 kW),	⊙ 165/70 R 14 81 T	2.1	2.0	2.5	3.3
1.4 TDI (59 kW)	185/60 R 14 82 T	2.1	2.0	2.4	3.1
	195/55 R 15 85 H ^Δ	2.0	2.1	2.4	3.1
	205/45 R 16 83 H ^Δ	2.0	2.0	2.4	3.0
1.6 (77 kW)	⊙ 185/60 R 14 82 H	2.2	2.1	2.4	3.2
	195/55 R 15 85 H ^Δ	2.1	2.1	2.4	3.1
	205/45 R 16 83 H ^Δ	2.0	2.1	2.4	3.0
1.9 TDI (77 kW)	⊙ 195/55 R 15 85 H ^Δ	2.2	2.4	2.4	3.1
	205/45 R 16 83 H ^Δ	2.1	2.2	2.2	2.9

Fabia Combi (6Y) 00-

1.4 (50 kW),	⊙ 165/70 R 14 81 T	2.2	2.0	2.3	2.7
1.4 16V (55 kW),	185/60 R 14 82 T	2.2	2.0	2.3	2.7
1.2 HTP (47 kW) 03-,	185/55 R 15 82 H ^Δ	2.2	2.0	2.3	2.7
1.4 TDI (55 kW) 03-	195/50 R 15 82 H ^Δ	2.2	2.0	2.3	2.7



Skoda

1.4 16V (74 kW), 1.9 TDI (74 kW)	⊙ 185/60 R 14 82 H	2.1	2.1	2.4	2.8
	185/55 R 15 82 H ^Δ	2.1	2.1	2.4	2.8
	195/50 R 15 82 H ^Δ	2.1	2.1	2.4	2.8
2.0 (85 kW)	185/55 R 15 82 H ^Δ	2.1	2.1	2.4	2.8
	⊙ 195/50 R 15 82 H ^Δ	2.1	2.1	2.4	2.8
	205/45 R 16 83 W	2.1	2.1	2.4	2.8
1.9 SDI (47 kW)	165/70 R 14 81 T	2.1	2.1	2.4	2.8
	⊙ 185/60 R 14 82 T	2.1	2.1	2.4	2.8

Roomster (5J) 06–


1.2 (47 kW)	⊙ 175/70 R 14 84 T	2.0	2.1	2.3	3.0
	185/65 R 14 86 T	1.9	2.1	2.3	3.0
	195/55 R 15 85 H ^Δ	2.0	2.1	2.3	2.9
	205/45 R 16 83 V	2.0	2.1	2.2	2.9
1.4 (63 kW), 1.6 (77 kW)	⊙ 185/65 R 14 86 H	2.0	2.1	2.3	3.2
	195/55 R 15 85 H ^Δ	2.2	2.1	2.3	3.2
	205/45 R 16 83 V	2.2	2.1	2.3	3.2
1.4 TDI (51 kW), 1.4 TDI (59 kW)	⊙ 185/65 R 14 86 H	2.2	2.1	2.3	3.2
	195/55 R 15 85 H ^Δ	2.2	2.1	2.3	3.2
	205/45 R 16 83 V	2.2	2.1	2.3	3.2
1.9 TDI (77 kW)	⊙ 195/55 R 15 85 H ^Δ	2.2	2.2	2.3	3.2
	205/45 R 16 83 V	2.2	2.2	2.3	3.2

Octavia (1U) 97–04

1.6 (55 kW), 1.4 16V (55 kW)	⊙ 175/80 R 14 88 T	2.0	2.0	2.0	2.2
	195/65 R 15 91 T	2.0	2.0	2.0	2.2
	205/60 R 15 91 H	2.0	2.0	2.0	2.2
1.6 (75 kW), 1.9 Sdi (50 kW)	⊙ 175/80 R 14 88 T/H	2.0	2.0	2.0	2.4
	195/65 R 15 91 T/H	2.0	2.0	2.0	2.4
	205/60 R 15 91 T/H ^Δ	2.0	2.0	2.0	2.4
	205/55 R 16 91 T/H ^Δ	2.0	2.0	2.0	2.4
1.8 20V (92 kW), 1.8 20V Turbo (110 kW), 2.0 (85 kW), 1.9 TDI (96 kW)	⊙ 195/65 R 15 91 V	2.0	2.0	2.0	2.4
	205/60 R 15 91 V	2.0	2.0	2.0	2.4
	205/55 R 16 91 V	2.0	2.0	2.0	2.4
1.9 TDI (66 kW), 1.9 TDI (81 kW)	⊙ 195/65 R 15 91 H	2.0	2.0	2.2	2.6
	205/60 R 15 91 H	2.0	2.0	2.2	2.6
1.8 20V Turbo RS (132 kW)	205/55 R 16 91 W	2.2	2.6	2.2	2.6
	⊙ 205/50 R 17 89 W ^Δ	2.2	2.6	2.2	2.6
	225/45 R 17 91 W	2.2	2.6	2.2	2.6

Octavia II (1Z) 04–

1.4 MPI (55 kW)	⊙ 195/65 R 15 91 T	2.2	2.2	2.3	3.3
	205/60 R 15 91 H	2.2	2.2	2.3	3.0
	205/55 R 16 91 V	2.1	2.2	2.4	3.2
	225/45 R 17 91 V ^Δ	2.2	2.2	2.4	3.0



Skoda

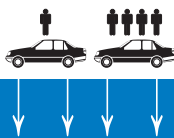
1.6 MPI (75 kW),	⊙ 195/65 R 15 91 H	2.2	2.2	2.3	3.3
1.6 FSI (84 kW),	205/60 R 15 91 H	2.2	2.2	2.3	3.0
1.9 TDI (77 kW)	205/55 R 16 91 V	2.1	2.2	2.4	3.2
	225/45 R 17 91 V ^Δ	2.2	2.2	2.4	3.0
2.0 RSTurbo FSI (147 kW) 05–,	⊙ 225/40 R 18 92 YXL ^{▽▽}	2.4	2.4	2.6	3.0
2.0 TDI RS (125 kW) 06–					
2.0 TDI (103 kW)	⊙ 195/65 R 15 91 V	2.2	2.2	2.3	3.3
	205/60 R 15 91 V	2.2	2.2	2.3	3.0
	205/55 R 16 91 V	2.1	2.2	2.4	3.2
	225/45 R 17 91 V ^Δ	2.2	2.2	2.4	3.0

Octavia Combi (1U) 98– /00–04

1.6 (75 kW)	175/80 R 14 88 H	2.0	2.0	2.2	2.6
	⊙ 195/65 R 15 91 H	2.0	2.0	2.2	2.6
	205/60 R 15 91 H	2.0	2.0	2.2	2.6
	205/55 R 16 91 H	2.0	2.0	2.2	2.6
1.8 20V (92 kW),	⊙ 195/65 R 15 91 V	2.0	2.0	2.2	2.6
1.8 20VTurbo (110 kW),	205/60 R 15 91 V	2.0	2.0	2.2	2.6
2.0 (85 kW),	205/55 R 16 91 V	2.0	2.0	2.2	2.6
1.9 TDI (96 kW)					
1.8 Turbo RS (132 kW)	⊙ 205/55 R 16 91 V/W	2.0	2.0	2.2	2.6
1.9 TDI (66 kW),	⊙ 195/65 R 15 91 H	2.0	2.0	2.2	2.6
1.9 TDI (81 kW),	205/60 R 15 91 H	2.0	2.0	2.2	2.6
1.9 TDI 4x4 (74 kW)	205/55 R 16 91 H	2.0	2.0	2.2	2.6

Octavia Combi 05–

1.6 MPI (75 kW)	⊙ 195/65 R 15 91 V	2.2	2.1	2.3	3.0
	205/60 R 15 91 V	2.1	2.1	2.4	3.2
	205/55 R 16 91 V	2.1	2.0	2.3	3.1
	225/45 R 17 91 V ^Δ	2.1	2.1	2.3	3.0
1.6 FSI (85 kW)	⊙ 195/65 R 15 91 V	2.2	2.1	2.4	3.0
	205/60 R 15 91 V	2.1	2.0	2.4	3.2
	205/55 R 16 91 V	2.1	2.0	2.3	3.1
	225/45 R 17 91 V ^Δ	2.2	2.1	2.3	3.0
2.0 RSTurbo FSI (147 kW), 2.0 TDI RS (125 kW) 06–	⊙ 225/40 R 18 92 YXL ^{▽▽}	2.4	2.4	2.6	3.0
1.9 TDI (77 kW)	⊙ 195/65 R 15 91 V	2.2	2.1	2.3	3.0
	205/60 R 15 91 V	2.1	2.0	2.4	3.2
	205/55 R 16 91 V	2.1	2.1	2.3	3.0
	225/45 R 17 91 V ^Δ	2.2	2.1	2.3	3.0
1.9 TDI 4x4 (77 kW)	⊙ 195/65 R 15 91 V	2.1	2.2	2.4	3.1
	205/60 R 15 91 V	2.1	2.2	2.4	3.1
	205/55 R 16 91 V	2.2	2.3	2.3	3.2
	225/45 R 17 91 V ^Δ	2.2	2.2	2.3	3.1
2.0 TDI 4x4 (110 kW)	⊙ 195/65 R 15 91 V	2.2	2.2	2.4	3.2
	205/60 R 15 91 V	2.2	2.3	2.4	3.2
	205/55 R 16 91 V	2.2	2.3	2.4	3.2
	225/45 R 17 91 V ^Δ	2.2	2.2	2.3	3.1



Skoda

Octavia Scout 07-

2.0 FSI (110 kW),	⊙ 225/50 R 17 94 V ^Δ	2.2	2.2	2.5	3.0
2.0 TDI PD (103 kW)					

Superb (3U) 02-

2.0 (85 kW),	⊙ 205/55 R 16 91 V	2.1	2.0	2.5	3.0
1.9 TDI (74 kW)	225/45 R 17 91 V ^Δ	2.1	2.0	2.5	3.0
1.8 20V Turbo (110 kW),	⊙ 205/55 R 16 91 V	2.4	2.2	2.6	3.2
1.9 TDI (96 kW)	225/45 R 17 91 V ^Δ	2.4	2.2	2.6	3.2
2.8 V6 30V (142 kW),	⊙ 205/55 R 16 91 W	2.6	2.4	2.9	3.4
2.5 TDI V6 (114 kW)	225/45 R 17 91 W	2.6	2.4	2.9	3.4

Smart

Cabrio / Coupé 98-02

0.6 (33 kW), 0.6 (40 kW),	⊙ 145/65 R 15 72 TVA	1.6	1.6		
0.6 Turbo (45 kW)	⊙ 175/55 R 15 77 THA		2.5	2.5	
0.8 CDI (30 kW)	⊙ 135/70 R 15 70 TVA ^{▽▽}	2.0	2.0		
	⊙ 175/55 R 15 77 THA		2.5	2.5	

Fortwo (450) 03-06


0.6 (37 kW)	⊙ 145/65 R 15 72 TVA	2.0	2.0		
	⊙ 175/55 R 15 77 THA		2.0	2.0	
0.6 Turbo (45 kW),	⊙ 145/65 R 15 72 TVA	2.0	2.0		
	⊙ 175/55 R 15 77 THA		2.0	2.0	
	175/55 R 15 77 TVA	2.0	2.0		
0.8 CDI (30 kW)	195/50 R 15 82 THA ^Δ		2.0	2.0	
	⊙ 175/50 R 16 77 TVA ^{▽▽}				
0.7 Brabus (55 kW)	⊙ 205/45 R 16 83 THA ^Δ				

Fortwo (451) 07-

1.0 (45 kW), 1.0 (52 kW),	⊙ 155/60 R 15 74 TVA ^{▽▽}	2.0	2.0		
	⊙ 175/55 R 15 77 THA		2.5	2.5	
	175/55 R 15 77 TVA	1.8	1.8		
	195/50 R 15 82 THA ^Δ		2.2	2.2	
1.0 Turbo (62 kW)	⊙ 155/60 R 15 74 TVA ^{▽▽}	2.0	2.0		
	⊙ 175/55 R 15 77 THA		2.5	2.5	
	175/55 R 15 77 TVA	1.8	1.8		
	195/50 R 15 82 THA ^Δ		2.2	2.2	
Brabus Turbo (70 kW)	⊙ 175/50 R 16 77 TVA ^{▽▽}	1.8	1.8		
	⊙ 215/40 R 16 82 THA ^Δ		2.2	2.2	

Crossblade 02-

0.6 Turbo (52 kW)	⊙ 195/40 ZR 16 VA ^{▽▽}	1.8	1.8		
	⊙ 215/35 ZR 16 HAXL ^{▽▽}		2.5	2.5	



Smart

Roadster / Coupé (452) 03-

0.7 Roadster (45 kW),	⊙ 185/55 R 15 82 T [△]	2.0	2.0	2.0	2.0
0.7 Roadster (60 kW)	205/50 R 15 86 H [△]	2.0	2.0	2.0	2.0
	205/45 R 16 83 H [△]	2.0	2.0	2.0	2.0
	205/40 R 17 80 H [△]	2.0	2.0	2.0	2.0
0.7 Roadster Coupé (60 kW)	⊙ 205/50 R 15 86 H [△]	2.0	2.0	2.0	2.0
	205/45 R 16 83 H [△]	2.0	2.0	2.0	2.0
	205/40 R 17 80 H [△]	2.0	2.0	2.0	2.0
0.7 Roadster / Coupé Brabus (74 kW)	⊙ 205/40 R 17 80 HVA [△]				
	⊙ 225/35 R 17 82 HHA ^{▽▽}				

Forfour (454) 04-

1.1 (55 kW), 1.3 (70 kW), 1.5 (80 kW)	⊙ 175/65 R 14 82 T	2.2	2.2	2.5	2.5
	195/50 R 15 82 H [△]	2.2	2.2	2.5	2.5
	205/45 R 16 83 H [△]	2.2	2.2	2.5	2.5
	205/40 R 17 84 WXL	2.2	2.2	2.5	2.5
1.5 CDI (50 kW), 1.5 CDI (70 kW)	⊙ 175/65 R 14 82 T	2.2	2.2	2.5	2.5
	195/50 R 15 82 H [△]	2.2	2.2	2.5	2.5
	205/45 R 16 83 H [△]	2.2	2.2	2.5	2.5
	205/40 R 17 84 WXL	2.2	2.2	2.5	2.5

Subaru

Justy (MS) 97- / 00-02

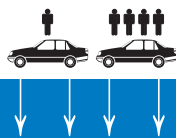
1.3 (50 kW)	155/70 R 13 75 T	2.1	2.1	2.1	2.1
	⊙ 165/70 R 13 79 T	2.1	2.1	2.1	2.1
1.3 4WD (62 kW)	⊙ 165/70 R 13 79 T	2.1	2.1	2.1	2.1
	165/65 R 13 77 T	2.1	2.1	2.1	2.1
	175/60 R 14 79 T ^{▽▽}	2.1	2.1	2.1	2.1

G3X Justy (NH) 03-

1.3 (69 kW), 1.5 (73 kW)	⊙ 165/70 R 14 81 T	2.2	2.2	2.2	2.2
	175/65 R 14 82 T	2.2	2.2	2.2	2.2
	185/60 R 15 84 H	2.2	2.2	2.2	2.2

Impreza (GD/GG) 01-05

2.0 16V (92 kW)	185/65 R 15 88 T	2.2	2.0	2.2	2.0
	⊙ 195/60 R 15 88 T [△]	2.2	2.0	2.2	2.0
	205/55 R 16 91 H	2.2	2.0	2.2	2.0
	195/50 R 16 84 H [△]	2.2	2.0	2.2	2.0
	205/50 R 16 87 H [△]	2.2	2.0	2.2	2.0
	205/50 R 17 89 H [△]	2.2	2.0	2.2	2.0
	215/45 R 17 87 H [△]	2.2	2.0	2.2	2.0
2.0 Turbo WRX (165 kW)	205/55 R 16 91 V	2.3	1.9	2.3	2.2
	⊙ 205/50 R 16 87 V [△]	2.3	1.9	2.3	2.2
	205/50 R 17 89 V [△]	2.3	1.9	2.3	2.2
	215/45 R 17 87 V [△]	2.3	1.9	2.3	2.2
2.0 Turbo WRX STi (195 kW)	205/50 R 17 89 W [△]	2.5	2.1	2.5	2.3
	215/45 R 17 87 W	2.5	2.1	2.5	2.3
	⊙ 225/45 R 17 91 W	2.5	2.1	2.5	2.3



Subaru

Impreza Station Wagon (GD/GG) 01-05

1.6 16V (70 kW), 2.0 16V (92 kW)	⊙ 185/65 R 15 88 T	2.2	2.0	2.2	2.0
	195/60 R 15 88 T ^Δ	2.2	2.0	2.2	2.0
	205/55 R 16 91 H	2.2	2.0	2.2	2.0
	195/50 R 16 84 H ^Δ	2.2	2.0	2.2	2.0
	205/50 R 16 87 H ^Δ	2.2	2.0	2.2	2.0
	205/50 R 17 89 H ^Δ	2.2	2.0	2.2	2.0
	215/45 R 17 87 H ^Δ	2.2	2.0	2.2	2.0
2.0 Turbo WRX (165 kW)	205/55 R 16 91 V	2.3	1.9	2.3	2.2
	⊙ 205/50 R 16 87 V ^Δ	2.3	1.9	2.3	2.2
	205/50 R 17 89 V ^Δ	2.3	1.9	2.3	2.2
	215/45 R 17 87 V ^Δ	2.3	1.9	2.3	2.2

Impreza 05- / Station Wagon 05-

1.5 R (77 kW) 06- 2.0 (118 kW)	⊙ 195/60 R 15 88 H	2.2	2.0	2.3	2.2
	⊙ 205/50 R 16 87 V ^Δ	2.2	2.0	2.3	2.2
	215/45 R 17 87 W	2.2	2.0	2.3	2.2
2.5 WRX (169 kW)	⊙ 215/45 R 17 87 W	2.3	2.2	2.3	2.2
2.5 WRX STI (206 kW)	⊙ 225/45 R 17 91 W	2.3	1.9	2.5	2.2

Legacy (BE/BH) 99-03

2.0 16V (92 kW)	185/70 R 14 88 H	2.2	2.1	2.2	2.5
	185/65 R 15 88 H	2.2	2.1	2.2	2.5
	195/65 R 15 91 H	2.2	2.1	2.2	2.5
	185/60 R 15 84 H	2.2	2.1	2.2	2.5
	⊙ 195/60 R 15 88 H	2.2	2.1	2.2	2.5
2.5 16V (115 kW)	185/65 R 15 88 V ^{▽▽}	2.2	2.1	2.2	2.5
	185/60 R 15 84 V ^{▽▽}	2.2	2.1	2.2	2.5
	⊙ 195/60 R 15 88 V	2.2	2.1	2.2	2.5
	205/60 R 15 91 V	2.2	2.1	2.2	2.5
	205/50 R 16 87 V ^Δ	2.3	2.2	2.3	2.5

Legacy (BL/BP) 03-

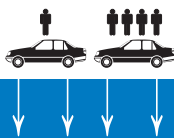
2.0 AWD (101 kW), 2.5 AWD (121 kW)	195/65 R 15 91 V	2.2	2.1	2.2	2.5
	205/60 R 15 91 V	2.2	2.1	2.2	2.5
	205/60 R 16 92 V	2.2	2.1	2.2	2.5
	⊙ 205/55 R 16 91 V	2.2	2.1	2.2	2.5
	205/50 R 17 89 V ^Δ	2.2	2.1	2.2	2.5
	215/45 R 17 87 W	2.2	2.1	2.2	2.5
	225/45 R 17 91 V ^Δ	2.2	2.1	2.2	2.5
2.0 R (121 kW) 06-	215/45 R 17 87 W				
3.0 R (180 kW)	⊙ 215/45 R 17 87 W	2.2	2.1	2.2	2.5
	215/45 R 18 89 W ^{▽▽}				

Legacy Station Wagon (BE/BH) 99-03

2.0 16V (92 kW)	185/70 R 14 88 H	2.2	2.1	2.2	2.5
	⊙ 185/65 R 15 88 H	2.2	2.1	2.2	2.5
	195/65 R 15 91 H	2.2	2.1	2.2	2.5
	185/60 R 15 84 H	2.2	2.1	2.2	2.5
	195/60 R 15 88 H	2.2	2.1	2.2	2.5



Subaru		↓	↓	↓	↓
2.5 16V (115 kW)	⊙ 185/65 R 15 88 V ^{▽▽}	2.2	2.1	2.2	2.5
	185/60 R 15 84 V ^{▽▽}	2.2	2.1	2.2	2.5
	195/60 R 15 88 V	2.2	2.1	2.2	2.5
	205/60 R 15 91 V	2.2	2.1	2.2	2.5
	205/50 R 16 87 V [△]	2.3	2.2	2.3	2.5
2.5 Outback (115 kW),	⊙ 215/60 R 16 95 H/V (4x4) ^{▽▽}	2.0	2.0	2.0	2.5
3.0 H6 Outback (154 kW)	205/55 R 16 94 H/VXL (4x4) ^{▽▽}	2.0	2.0	2.0	2.5
	215/55 R 16 93 H/V [△]	2.0	2.0	2.0	2.5
Legacy SW (Kombi) (BL/BP) 03-					
2.0 AWD (101 kW),	⊙ 195/65 R 15 91 V	2.3	2.2	2.4	2.5
2.5 AWD (121 kW)	205/60 R 15 91 V	2.3	2.2	2.4	2.5
	205/55 R 16 91 V	2.3	2.2	2.4	2.5
	215/45 R 17 87 W	2.3	2.2	2.4	2.5
2.0 R (121 kW) 06-	⊙ 215/45 R 17 91 WXL	2.3	2.2	2.4	2.5
3.0 R (180 kW)	⊙ 215/45 R 17 91 WXL	2.3	2.2	2.4	2.5
	215/45 R 18 93 WXL ^{▽▽}	2.3	2.2	2.4	2.5
Legacy Outback 04-					
2.5 16V (121 kW)	⊙ 205/60 R 16 92 H [△]	2.0	1.9	2.0	2.5
	215/60 R 16 95 H (4x4) ^{▽▽}	2.0	1.9	2.0	2.5
	215/55 R 17 94 H (4x4) ^{▽▽}	2.0	1.9	2.0	2.5
	205/50 R 17 89 H [△]	2.0	1.9	2.0	2.5
	225/45 R 17 91 H [△]	2.0	1.9	2.0	2.5
3.0 16V (180 kW)	⊙ 215/60 R 16 95 V (4x4) ^{▽▽}	2.0	1.9	2.0	2.5
	215/55 R 17 94 V (4x4) ^{▽▽}	2.0	1.9	2.0	2.5
	205/50 R 17 89 V [△]	2.0	1.9	2.0	2.5
	225/45 R 17 91 V [△]	2.0	1.9	2.0	2.5



Suzuki

Alto (EF/FF) 95- /02-

1.0 (40 kW)	⊙ 145/70 R 13 71 T	2.1	2.1	2.1	2.1
1.1 16V (46 kW) 02-	⊙ 155/65 R 13 73 T	2.3	2.3	2.3	2.3

Swift (MA) 95-04

1.0 (39 kW),	⊙ 155/70 R 13 75 T	2.1	2.1	2.1	2.1
1.3 16V (63 kW)					

Swift (MZ) 05- /07-

1.3 (68 kW), 1.5 (75 kW)	⊙ 165/70 R 14 81 T	2.3	2.1	2.3	2.6
	185/60 R 15 84 H	2.3	2.1	2.3	2.6
1.6 SPORT (92 kW) 07-	185/60 R 15 84 H				
	195/50 R 16 84 V				
	195/45 R 17 W ^{▽▽}				

Ignis (FH) 01-03

1.3 16V FourGrip (61 kW)	⊙ 165/70 R 14 81 T	2.1	2.1	2.1	2.1
	175/65 R 14 82 T	2.1	2.1	2.1	2.1

Ignis (MH) 03-

1.3 (69 kW), 1.5 (73 kW),	⊙ 165/70 R 14 81 T	2.3	2.5	2.5	2.8
1.3 DDiS (51 kW)	175/65 R 14 82 T	2.3	2.5	2.5	2.8
	185/60 R 15 84 H	2.3	2.3	2.3	2.3

Baleno (EG) 94- /98-02

1.3 16V (63 kW)	⊙ 175/70 R 13 82 H	2.1	2.1	2.1	2.1
1.6 16V (71 kW)	⊙ 175/70 R 13 82 H	2.1	2.1	2.1	2.1
	185/60 R 14 82 H	2.1	2.1	2.1	2.1
1.8 16V (89 kW)	⊙ 185/60 R 14 82 H	2.1	2.1	2.1	2.1
	195/55 R 15 85 V	2.1	2.1	2.1	2.1
1.9 D (55 kW)	⊙ 185/60 R 14 82 T	2.1	2.1	2.1	2.1
	195/55 R 15 85 H [△]	2.1	2.1	2.1	2.1

Baleno SW (EG) 96- /98-02

1.6 16V (70 kW)	⊙ 175/70 R 13 82 H	2.1	2.1	2.1	2.1
	185/60 R 14 82 H	2.1	2.1	2.1	2.1
1.8 16V (89 kW)	⊙ 185/60 R 14 82 H	2.1	2.1	2.1	2.1
	195/55 R 15 85 V	2.1	2.1	2.1	2.1

Liana (ER) 02-

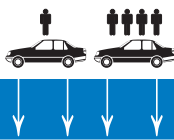
1.3 16V (66 kW),	⊙ 185/65 R 14 86 T	2.4	2.4	2.4	3.0
1.6 16V/ Four Grip (76 kW),	195/55 R 15 85 H [△]	2.4	2.4	2.4	3.0
1.4 DDiS (66 kW) 04-					

Liana Aerio Sedan 02-

1.3 16V (66 kW),	⊙ 185/65 R 14 86 T	2.1	2.1	2.1	2.1
1.6 16V/ Four Grip (76 kW)	195/55 R 15 85 H [△]	2.1	2.1	2.1	2.1

SX4 (EY) 06-

1.5 (73 kW),	⊙ 205/60 R 16 92 H [△]	2.3	2.3	2.4	2.5
1.6 VVT (79 kW)					
1.9 DDiS (88 kW)	⊙ 205/60 R 16 92 H [△]	2.4	2.3	2.5	2.5



Suzuki

Wagon R+ (MM) 00- / 03-

1.0 (51 kW)	⊙ 165/65 R 13 77 T	2.0	2.0	2.0	2.0
	155/65 R 14 75 T	2.0	2.0	2.0	2.0
	165/60 R 14 75 T ^Δ	2.0	2.0	2.0	2.0
1.3 (56 kW)	155/65 R 14 75 T	2.1	2.5	2.1	2.5
	⊙ 165/60 R 14 75 T ^Δ	2.1	2.5	2.1	2.5
1.3 (69 kW) 03-, 1.3 DDiS (51 kW) 03-	⊙ 165/60 R 14 75 T ^Δ	2.1	2.5	2.1	2.5

Toyota

Yaris (P1) 99- / 03-06

1.0 16V (50 kW)	155/80 R 13 79 T	2.3	2.1	2.3	2.2
	⊙ 175/65 R 14 82 T	2.3	2.1	2.3	2.2
1.3 16V (63 kW), 1.4 DI-D (55 kW)	⊙ 175/65 R 14 82 T	2.3	2.1	2.3	2.2
1.5 16VTS (78 kW)	⊙ 185/55 R 15 82 H ^Δ	2.3	2.1	2.3	2.2
	195/45 R 16 80 H ^Δ	2.3	2.1	2.3	2.2

Yaris (XP9) 06-

1.0 (51 kW), 1.3 (64 kW), 1.4 D-4D (66 kW)	165/70 R 14 81 T	2.2	2.2	2.3	2.3
	⊙ 185/60 R 15 84 T ^Δ	2.2	2.2	2.3	2.3
1.8 TS (98 kW)	⊙ 235/45 R 17 94 W	2.4	2.2	2.5	2.3

Yaris Verso (P2) 00-

1.3 16V (63 kW), 1.4 DI-D (55 kW)	⊙ 175/65 R 14 82 T	2.3	2.1	2.3	2.2
1.5 16V (78 kW)	⊙ 175/65 R 14 82 H	2.3	2.1	2.3	2.2

Aygo 05-

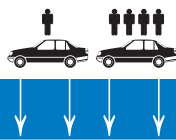
1.0 (50 kW)	⊙ 155/65 R 14 75 T	2.2	2.2	2.3	2.3
1.4 D (50 kW)	⊙ 155/65 R 14 75 T	2.4	2.2	2.4	2.2

Corolla (E11) 98-02

1.4 (71 kW), 1.6 (81 kW)	⊙ 175/65 R 14 82 H	2.4	2.2	2.6	2.6
	185/65 R 14 86 H	2.4	2.2	2.6	2.6

Corolla (E12) 02-07

1.4 C (71 kW)	⊙ 175/70 R 14 84 H ^{▽▽}	2.4	2.2	2.6	2.6
	195/60 R 15 88 H	2.4	2.2	2.5	2.5
	195/55 R 16 87 H ^{▽▽}	2.4	2.2	2.5	2.5
1.6 (81 kW)	⊙ 195/60 R 15 88 H	2.4	2.2	2.5	2.5
	195/55 R 16 87 H ^{▽▽}	2.4	2.2	2.5	2.5
1.8 TS (141 kW)	⊙ 195/60 R 15 88 V	2.4	2.2	2.5	2.5
	195/55 R 16 87 V ^{▽▽}	2.4	2.2	2.5	2.5
2.0 D-4D (66 kW), 2.0 D-4D (81 kW), 2.0 D-4D (85 kW)	⊙ 195/60 R 15 88 H	2.4	2.2	2.5	2.5
	195/55 R 16 87 H ^{▽▽}	2.4	2.2	2.5	2.5



Toyota

Auris (E15J) 07-

1.4 VVT-i (71 kW)	⊙ 195/65 R 15 91 H	2.4	2.2	2.7	2.5
	205/55 R 16 91 V	2.4	2.2	2.7	2.5
1.6 Dual VVT-i (91 kW), 2.0 D-4D (93 kW)	⊙ 205/55 R 16 91 V	2.4	2.2	2.7	2.5

Corolla Combi (E11) 98-02

1.4 (71 kW), 1.6 (81 kW), 1.8 (81 kW)	⊙ 175/65 R 14 82 H	2.4	2.2	2.6	2.8
	185/65 R 14 86 H	2.4	2.2	2.6	2.8

Corolla Combi (E12) 02-

1.4 C (71 kW)	⊙ 175/70 R 14 84 H▽▽	2.4	2.2	2.6	2.6
	195/60 R 15 88 H	2.4	2.2	2.5	2.5
	195/55 R 16 87 H▽▽	2.4	2.2	2.5	2.5
1.6 (81 kW)	⊙ 195/60 R 15 88 H	2.4	2.2	2.5	2.5
	195/55 R 16 87 H▽▽	2.4	2.2	2.5	2.5
2.0 D-4D (66 kW)	⊙ 195/60 R 15 88 H	2.4	2.2	2.5	2.5
	195/55 R 16 87 H▽▽	2.4	2.2	2.5	2.5

Corolla Verso 02- / 04-

1.6 16V (81 kW)	⊙ 185/70 R 14 88 H	2.4	2.2	2.6	2.6
	195/60 R 15 88 H	2.4	2.2	2.6	2.6
1.8 16V (99 kW)	⊙ 185/70 R 14 88 H	2.4	2.2	2.6	2.6
	195/60 R 15 88 H	2.4	2.2	2.6	2.6
1.8 VVT-i (95 kW) 04-	⊙ 205/55 R 16 91 V	2.4	2.2	2.6	2.8
	215/50 R 17 91 V△	2.4	2.4	2.6	2.8
	225/45 R 17 91 V△	2.4	2.4	2.6	2.8
	225/40 R 18 92 VXL△	2.4	2.4	2.6	2.8
2.0 D-4D (66 kW)	⊙ 185/70 R 14 88 T	2.4	2.2	2.6	2.6
	195/60 R 15 88 H	2.4	2.2	2.6	2.6
2.0 D-4D (85 kW) 04-	⊙ 205/55 R 16 91 V	2.6	2.4	2.6	2.8
	225/45 R 17 91 V△	2.6	2.4	2.6	2.8
	225/40 R 18 92 VXL△	2.6	2.4	2.6	2.8

Prius 01- / 03- / 06-


1.5 16V Hybrid (53 kW)	⊙ 175/65 R 14 82 T	2.2	2.2	2.2	2.2
1.5 Hybrid (57 kW) 06-	⊙ 195/55 R 16 87 V▽▽	2.4	2.3	2.6	2.5

Avensis (T22) 98- / 00-03

1.6 (81 kW), 1.8 (81 kW), 2.0 D-4D (81 kW)	⊙ 185/65 R 14 86 H	2.2	2.2	2.6	2.7
	195/60 R 15 88 H	2.2	2.2	2.4	2.6
1.8 VVT-i (95 kW), 2.0 (94 kW), 2.0 VVT-i (110 kW)	⊙ 195/60 R 15 88 H/V	2.2	2.2	2.4	2.6

Avensis II (T25) 03-

1.6 VTT-i (81 kW), 1.8 VTT-i (95 kW)	195/65 R 15 91 V	2.3	2.4	2.4	2.6
	⊙ 205/55 R 16 91 V	2.3	2.4	2.4	2.6
	215/50 R 17 91 V△	2.3	2.4	2.4	2.6
	215/45 R 17 87 V△	2.3	2.4	2.4	2.6
	225/40 R 18 88 V△	2.3	2.4	2.4	2.6



Toyota

2.0 VTT-i (108 kW),	⊙ 205/55 R 16 91 V	2.3	2.4	2.4	2.6
2.4 VVT-i (120 kW)	215/50 R 17 91 V ^Δ	2.3	2.4	2.4	2.6
	215/45 R 17 87 V ^Δ	2.3	2.4	2.4	2.6
	225/40 R 18 88 V ^Δ	2.3	2.4	2.4	2.6
2.0 D-4D (85 kW),	⊙ 205/55 R 16 91 V	2.3	2.4	2.4	2.6
2.2 D-CAT (130 kW)	215/50 R 17 91 V ^Δ	2.3	2.4	2.4	2.6
	215/45 R 17 87 W	2.3	2.4	2.4	2.6
	225/40 R 18 88 W ^Δ	2.3	2.4	2.4	2.6

Avensis Combi (T22) 98- / 00-03

1.6 (81 kW), 1.8 (81 kW),	⊙ 185/65 R 14 86 H	2.2	2.2	2.6	2.7
2.0 D-4D (81 kW)	195/60 R 15 88 H	2.2	2.2	2.4	2.6
1.8 VVT-i (95 kW),	⊙ 195/60 R 15 88 H/V	2.2	2.2	2.4	2.6
2.0 (94 kW),					
2.0 VVT-i (110 kW)					

Avensis II Combi (T25) 03-

1.8 VVT-i (95 kW)	195/65 R 15 91 V	2.3	2.4	2.4	2.6
	⊙ 205/55 R 16 91 V	2.3	2.4	2.4	2.6
	215/45 R 17 87 V ^Δ	2.3	2.4	2.4	2.6
2.0 VVT-i (108 kW),	⊙ 205/55 R 16 91 V	2.3	2.4	2.4	2.6
2.4 VVT-i (120 kW)	215/45 R 17 87 V ^Δ	2.3	2.4	2.4	2.6
2.0 D-4D (85 kW),	⊙ 205/55 R 16 91 V	2.3	2.4	2.4	2.6
2.2 D-CAT (130 kW)	215/45 R 17 87 V ^Δ	2.3	2.4	2.4	2.6

Avensis Verso (M2) 01-

2.0 VVT-i (110 kW)	⊙ 205/65 R 15 94 H	2.3	2.3	2.3	2.3
	215/60 R 15 94 H ^Δ	2.3	2.3	2.3	2.3
	225/60 R 15 96 H ^Δ	2.3	2.3	2.3	2.3
2.0 D-4D (85 kW)	⊙ 205/65 R 15 94 H	2.3	2.3	2.3	2.3
	215/60 R 15 94 H ^Δ	2.3	2.3	2.3	2.3
	225/60 R 15 96 H ^Δ	2.3	2.3	2.3	2.3

Camry (V3) 01-

2.4 16V (112 kW)	⊙ 215/60 R 16 95 V ^{▽▽}	2.2	2.0	2.5	2.5
3.0 V6 24V (137 kW)	⊙ 215/60 R 16 95 V ^{▽▽}	2.2	2.0	2.8	2.8

Celica (T23) 00-

1.8 16V (105 kW),	⊙ 195/60 R 15 88 V	2.2	2.2	2.7	2.7
1.8 16VTS (141 kW)	205/55 R 15 88 V	2.2	2.2	2.7	2.7
	205/50 R 16 87 V ^Δ	2.2	2.2	2.7	2.7

MR 2 (W3) 00-

1.8 VVT-i (103 kW)	⊙ 185/55 R 15 82 VVA	2.0	2.3		
	⊙ 205/50 R 15 86 VHA	2.2	2.5		

Picnic (XM1) 97-

2.0 (90 kW),	⊙ 195/65 R 14 89 T/H ^Δ	2.3	2.3	2.7	2.7
2.2 TD (66 kW)					



Toyota

Previa (R3) 00-

2.4 16V (115 kW)	⊙ 215/60 R 16 95 H▽▽	2.3	2.3	2.3	2.6
2.0 D-4D (85 kW)	⊙ 205/65 R 15 94 H	2.3	2.3	2.3	2.6
	215/60 R 16 95 H▽▽	2.3	2.3	2.3	2.6

Volvo

C 30 (M) 07-

1.6 (74 kW), 1.8 (92 kW),	⊙ 195/65 R 15 91 V	2.5	2.1	2.8	2.6
2.0 (107 kW),	205/55 R 16 91 V	2.5	2.1	2.8	2.6
1.6 D (80 kW)	205/50 R 17 93 WXL	2.6	2.2	2.8	2.6
	215/45 R 18 93 WXL▽▽	2.6	2.2	2.8	2.6
2.4i (125 kW),	⊙ 205/55 R 16 91 V	2.5	2.1	2.8	2.6
2.0 D (100 kW)	205/50 R 17 93 WXL	2.6	2.2	2.8	2.6
	215/45 R 18 93 WXL▽▽	2.6	2.2	2.8	2.6
2.5 T5 (162 kW),	⊙ 205/55 R 16 91 W	2.6	2.1	2.8	2.6
2.4 D5 (132 kW)	205/50 R 17 93 WXL	2.7	2.2	2.9	2.7
	215/45 R 18 93 WXL▽▽	2.7	2.2	2.9	2.7

S 40 (VS) 00-04

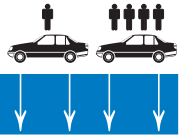
1.6 (80 kW), 1.8 (90 kW),	⊙ 195/60 R 15 88 V	2.2	2.0	2.3	2.3
1.8i (92 kW),	205/55 R 15 88 V	2.2	2.0	2.3	2.3
1.9 TD (75 kW),	205/50 R 16 87 W	2.2	2.0	2.3	2.3
1.9 TD (85 kW)	215/45 R 17 91 WXL	2.2	2.0	2.3	2.3
2.0 (100 kW),	⊙ 195/60 R 15 88 V	2.2	2.0	2.3	2.3
2.0 T (121 kW),	205/55 R 15 88 V	2.2	2.0	2.3	2.3
1.9 T4 (147 kW)	205/50 R 16 87 W	2.2	2.0	2.3	2.3
	215/45 R 17 91 WXL	2.2	2.0	2.3	2.3

S 40 (P11) 04-

1.6 (74 kW), 1.8 (92 kW),	⊙ 195/65 R 15 91 V	2.5	2.1	2.8	2.5
1.6 D4 (80 kW)	205/55 R 16 91 W	2.5	2.1	2.8	2.5
	205/50 R 17 93 WXL	2.6	2.2	2.8	2.5
2.4 (103 kW), 2.0	⊙ 205/55 R 16 91 W	2.5	2.1	2.8	2.5
(107 kW), 2.4i (125 kW),	205/50 R 17 93 WXL	2.6	2.2	2.8	2.5
2.0 CRD (100 kW),					
2.4 D5 (132 kW)					
2.5 T5 (162 kW)	⊙ 205/55 R 16 91 W	2.6	2.1	2.8	2.5
	205/50 R 17 93 WXL	2.7	2.2	2.9	2.5

V 40 (VW 00-04)

1.6 (80 kW), 1.8 (90 kW),	⊙ 195/60 R 15 88 V	2.2	2.0	2.3	2.3
1.8i (92 kW),	205/55 R 15 88 V	2.2	2.0	2.3	2.3
1.9 TD (75 kW),	205/50 R 16 87 W	2.2	2.0	2.3	2.3
1.9 TD (85 kW)	215/45 R 17 91 WXL	2.2	2.0	2.3	2.3
2.0 (100 kW),	⊙ 195/60 R 15 88 V	2.2	2.0	2.3	2.3
2.0 T (121 kW),	205/55 R 15 88 V	2.2	2.0	2.3	2.3
1.9 T4 (147 kW)	205/50 R 16 87 W	2.2	2.0	2.3	2.3
	215/45 R 17 91 WXL	2.2	2.0	2.3	2.3



Volvo

V 50 (P12) 04-

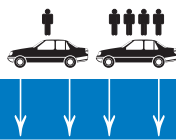
1.6 (74 kW), 1.8 (88 kW), 1.6 D4 (80 kW)	⊙ 195/65 R 15 91 V	2.5	2.1	2.8	2.5
	205/55 R 16 91 W	2.5	2.1	2.8	2.5
	205/50 R 17 93 WXL	2.6	2.2	2.8	2.5
2.4 (103 kW), 2.0 (107 kW), 2.4 (125 kW), 2.0 CRD (100 kW)	⊙ 205/55 R 16 91 W	2.5	2.1	2.8	2.5
	205/50 R 17 93 WXL	2.6	2.2	2.8	2.5
2.5 T5 (162 kW), 2.4 D5 (132 kW)	⊙ 205/55 R 16 91 W	2.6	2.1	2.8	2.5
	205/50 R 17 93 WXL	2.7	2.2	2.9	2.5

S 60 (R/H) 00-

2.4 (103 kW), 2.4 (125 kW), 2.0 T (132 kW), 2.4 T (147 kW) -03	⊙ 195/65 R 15 91 V	2.2	2.0	2.3	2.3
	205/55 R 16 91 W	2.2	2.0	2.3	2.3
	215/55 R 16 93 W	2.2	2.0	2.3	2.3
	225/45 R 17 91 W	2.2	2.0	2.3	2.3
2.5 T (154 kW) 03-	⊙ 205/55 R 16 91 W	2.2	2.0	2.3	2.3
	215/55 R 16 93 W	2.2	2.0	2.3	2.3
	225/45 R 17 91 W	2.2	2.0	2.3	2.3
2.3 T5 (184 kW), 2.0 T5 (191 kW) 04-	⊙ 215/55 R 16 93 W	2.2	2.0	2.3	2.3
	225/45 R 17 91 W	2.2	2.0	2.3	2.3
2.5 20VR (220 kW) 03-	⊙ 235/45 R 17 94 W	2.4	2.4	2.7	2.7
	235/40 ZR 18 W	2.4	2.4	2.7	2.7
2.4 D (93 kW), 2.4 D (120 kW), 2.4 D5 (136 kW)	⊙ 195/65 R 15 91 V	2.2	2.0	2.3	2.3
	205/55 R 16 91 W	2.2	2.0	2.3	2.3
	215/55 R 16 93 W	2.2	2.0	2.3	2.3
	225/45 R 17 91 W	2.2	2.0	2.3	2.3

V 70 (S/J) 00-

2.4 (103 kW), 2.4 (125 kW), 2.0 T (132 kW), 2.4 T (147 kW) -03	⊙ 195/65 R 15 91 V	2.5	2.5	2.8	2.8
	205/55 R 16 91 W	2.5	2.5	2.8	2.8
	215/55 R 16 93 W	2.5	2.5	2.8	2.8
	225/45 R 17 91 W	2.5	2.5	2.8	2.8
	235/40 R 18 91 W	2.5	2.5	2.8	2.8
2.5 T (154 kW) 03-, 2.4 D5 (136 kW)	⊙ 205/55 R 16 91 W	2.5	2.5	2.8	2.8
	215/55 R 16 93 W	2.5	2.5	2.8	2.8
	225/45 R 17 91 W	2.5	2.5	2.8	2.8
	235/40 R 18 91 W	2.5	2.5	2.8	2.8
2.3 T5 (184 kW), 2.0 T5 (191 kW) 04-	⊙ 215/55 R 16 93 W	2.6	2.6	2.8	2.8
	225/45 R 17 91 W	2.6	2.6	2.8	2.8
	235/40 R 18 91 W	2.6	2.6	2.8	2.8
2.5 20VR (220 kW) 03-	⊙ 235/45 R 17 94 W	2.4	2.4	2.7	2.7
	235/40 ZR 18 WXL ▽	2.4	2.4	2.7	2.7
2.4 D (93 kW), 2.4 D (120 kW)	⊙ 195/65 R 15 91 V	2.5	2.5	2.8	2.8
	205/55 R 16 91 W	2.5	2.5	2.8	2.8
	215/55 R 16 93 W	2.5	2.5	2.8	2.8
	225/45 R 17 91 W	2.5	2.5	2.8	2.8
	235/40 R 18 91 W	2.5	2.5	2.8	2.8



Volvo

C 70 Coupé (N) 97-05 / Cabrio (N) 99-05

2.0 16V Turbo (120 kW),	⊙ 205/55 R 16 91 W	2.8	2.6	2.9	2.8
2.4 Turbo 20V (142 kW)	225/50 R 16 92 W	2.8	2.6	2.9	2.8
	225/45 R 17 91 W	2.8	2.6	2.9	2.9
	225/40 R 18 88 W ^Δ	2.9	2.7	2.9	2.9
2.3 T5 (176 kW)	⊙ 225/45 R 17 91 W	2.8	2.6	2.9	2.9
	225/40 R 18 88 W ^Δ	2.9	2.7	2.9	2.9

C 70 (P15) 06-


2.4 I5 (103 kW),	⊙ 215/55 R 16 93 W	2.5	2.1	2.8	2.6
2.4 I5 (125 kW)	215/50 R 17 91 W	2.6	2.2	2.8	2.6
	235/45 R 17 94 W	2.6	2.2	2.8	2.6
	235/40 R 18 91 Y [▽]	2.6	2.2	2.8	2.6
2.5 T5 (162 kW),	⊙ 215/55 R 16 93 W	2.6	2.1	2.8	2.6
2.5 D5 (132 kW)	215/50 R 17 91 W	2.7	2.2	2.9	2.7
	235/45 R 17 94 W	2.7	2.2	2.9	2.7
	235/40 R 18 91 Y [▽]	2.7	2.2	2.9	2.7

S 80 (T) 98-06

2.4 (103 kW),	⊙ 205/65 R 15 94 V	2.5	2.5	2.7	2.7
2.4 (125 kW),	215/55 R 16 93 W	2.5	2.5	2.7	2.7
2.0 T (132 kW)	225/55 R 16 95 W	2.5	2.5	2.7	2.7
	225/50 R 17 94 W	2.5	2.5	2.7	2.7
	235/40 R 18 91 W	2.4	2.4	2.7	2.7
2.4 T (147 kW),	⊙ 215/55 R 16 93 W	2.5	2.5	2.7	2.7
2.5 T (154 kW),	225/55 R 16 95 W	2.5	2.5	2.7	2.7
2.9 (144 kW)	225/50 R 17 94 W	2.5	2.5	2.7	2.7
	235/40 R 18 91 W	2.4	2.4	2.7	2.7
2.8 T6 (200 kW)	⊙ 225/55 R 16 95 W	2.5	2.5	2.7	2.7
	225/50 R 17 94 W	2.5	2.5	2.7	2.7
	235/40 R 18 91 W	2.4	2.4	2.7	2.7
2.5 TDI (103 kW),	⊙ 205/65 R 15 94 V	2.5	2.5	2.7	2.7
2.4 D (96 kW) 02-,	215/55 R 16 93 W	2.5	2.5	2.7	2.7
2.4 D5 (120 kW) 02-	225/55 R 16 95 W	2.5	2.5	2.7	2.7
	225/50 R 17 94 W	2.5	2.5	2.7	2.7
	235/40 R 18 91 W	2.4	2.4	2.7	2.7

S 80 (Y286) 06-

2.5 T (147 kW),	⊙ 225/55 R 16 95 W	2.6	2.6	2.7	2.7
2.4 TD D5 (136 kW),	225/50 R 17 94 W	2.6	2.6	2.7	2.7
2.4 D (120 kW)	245/45 R 17 95 W	2.6	2.6	2.7	2.7
	245/40 R 18 93 W	2.6	2.6	2.7	2.7
3.2 (175 kW)	⊙ 225/55 R 16 95 W	2.7	2.7	2.9	2.9
	225/50 R 17 94 W	2.7	2.7	2.9	2.9
	245/45 R 17 95 W	2.7	2.7	2.9	2.9
	245/40 R 18 93 W	2.7	2.7	2.9	2.9
4.4 V8 (232 kW)	⊙ 245/45 R 17 95 W	2.8	2.8	3.0	3.0
	245/40 R 18 93 W	2.7	2.7	2.9	2.9



VW

Lupo (6X) 99-05

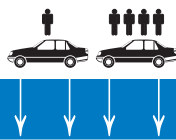
1.0 (37 kW)	⊙ 155/70 R 13 75 T	2.1	1.9	2.4	2.8
	⊙ 175/65 R 13 80 T	1.9	1.9	2.1	2.6
	185/55 R 14 80 H	1.9	1.9	2.1	2.6
	195/45 R 15 78 V	1.9	1.9	2.1	2.6
1.4 (44 kW)	155/70 R 13 75 T	2.3	2.1	2.5	2.8
	⊙ 175/65 R 13 80 T	2.0	1.9	2.2	2.6
	185/55 R 14 80 H	2.0	1.9	2.2	2.6
1.4 (55 kW)	195/45 R 15 78 V	2.0	1.9	2.2	2.6
	⊙ 175/65 R 13 80 T	2.1	1.9	2.4	2.6
	185/55 R 14 80 H	2.1	1.9	2.4	2.6
1.4 16V (74 kW), 1.4 FSI (77 kW)	195/45 R 15 78 V	2.1	1.9	2.4	2.6
	⊙ 185/55 R 14 80 H	2.1	1.9	2.4	2.6
1.6 16V GTI (92 kW)	195/45 R 15 78 V	2.1	1.9	2.4	2.6
1.2 TDI (45 kW)	⊙ 205/45 R 15 81 V ▽ ▽	2.2	2.0	2.6	3.0
1.4 TDI (55 kW)	⊙ 155/65 R 14 75 T	2.3	2.1	2.5	2.8
1.7 SDI (44 kW)	⊙ 175/65 R 13 80 T	2.2	2.0	2.4	2.6
	185/55 R 14 80 H	2.2	2.0	2.4	2.6
	195/45 R 15 78 V	2.2	2.0	2.4	2.6

Fox (5Z) 05-

1.2 (40 kW), 1.4 (55 kW)	⊙ 165/70 R 14 81 T	2.0	2.0	2.4	2.6
	185/60 R 14 82 T	2.0	2.0	2.4	2.6
	195/55 R 15 85 H ^Δ	2.0	2.0	2.4	2.6
	195/50 R 15 82 V	2.0	2.0	2.4	2.6
	205/40 R 17 84 WXL	2.0	2.0	2.4	2.6
1.4 TDI PD (51 kW)	⊙ 165/70 R 14 81 T	2.2	2.0	2.4	2.6
	185/60 R 14 82 T	2.2	2.0	2.4	2.6
	195/55 R 15 85 H ^Δ	2.2	2.0	2.4	2.6
	195/50 R 15 82 V	2.2	2.0	2.4	2.6
	205/40 R 17 84 WXL	2.2	2.0	2.4	2.6

Polo 02- /05-

1.2 (40 kW), 1.2 12V (47 kW)	⊙ 165/70 R 14 81 T	2.0	1.9	2.2	2.6
	185/60 R 14 82 T	2.0	1.9	2.2	2.6
	195/55 R 15 85 V	1.9	1.9	2.1	2.5
	195/50 R 15 82 V	2.0	1.9	2.2	2.6
	205/45 R 16 83 V	2.0	1.9	2.2	2.6
	205/40 R 17 84 WXL	2.0	1.9	2.2	2.6
	215/35 R 17 83 WXL ▽ ▽	2.0	1.9	2.2	2.6
1.4 16V (55 kW), 1.4 FSI (63 kW)	165/70 R 14 81 T	2.2	2.0	2.4	2.8
	⊙ 185/60 R 14 82 T	2.2	2.0	2.4	2.8
	195/55 R 15 85 V	1.9	1.9	2.1	2.5
	195/50 R 15 82 V	2.2	2.0	2.4	2.8
	205/45 R 16 83 V	2.2	2.0	2.4	2.8
	205/40 R 17 84 WXL	2.2	2.0	2.4	2.8
215/35 R 17 83 WXL ▽ ▽	2.2	2.0	2.4	2.8	



VW


1.4 16V (74 kW)	⊙ 185/60 R 14 82 H	2.2	2.0	2.4	2.8
	195/55 R 15 85 V	1.9	1.9	2.1	2.5
	195/50 R 15 82 V	2.2	2.0	2.4	2.8
	205/45 R 16 83 V	2.2	2.0	2.4	2.8
	205/40 R 17 84 WXL	2.2	2.0	2.4	2.8
	215/35 R 17 83 WXL▽▽	2.2	2.0	2.4	2.8
1.8 Turbo GTI (110 kW) 06-	⊙ 205/45 R 16 83 V	2.2	2.0	2.4	2.8
	205/40 R 17 84 WXL	2.2	2.0	2.4	2.8
	215/35 R 17 83 WXL▽▽	2.2	2.0	2.4	2.8
1.9 SDI (47 kW)	⊙ 165/70 R 14 81 T	2.2	2.0	2.5	2.9
	185/60 R 14 82 T	2.2	2.0	2.5	2.9
	195/55 R 15 85 V	2.0	1.9	2.2	2.6
	195/50 R 15 82 V	2.2	2.0	2.5	2.9
	205/45 R 16 83 V	2.2	2.0	2.5	2.9
	205/40 R 17 84 WXL	2.2	2.0	2.5	2.9
	215/35 R 17 83 WXL▽▽	2.2	2.0	2.5	2.9
1.4 TDI (55 kW) -05, 1.4 TDI (51 kW) 05- 1.4 TDI (59 kW) 06-	⊙ 165/70 R 14 81 T	2.3	2.1	2.6	3.0
	185/60 R 14 82 T	2.3	2.1	2.6	3.0
	195/55 R 15 85 V	2.0	1.9	2.2	2.6
	195/50 R 15 82 V	2.3	2.1	2.6	3.0
	205/45 R 16 83 V	2.3	2.1	2.6	3.0
	205/40 R 17 84 WXL	2.3	2.1	2.6	3.0
	215/35 R 17 83 WXL▽▽	2.3	2.1	2.6	3.0
1.9 TDI (74 kW)	⊙ 185/60 R 14 82 H	2.4	2.2	2.7	3.1
	195/55 R 15 85 V	2.2	2.0	2.4	2.8
	195/50 R 15 82 V	2.4	2.2	2.7	3.1
	205/45 R 16 83 V	2.4	2.2	2.7	3.1
	205/40 R 17 84 WXL	2.4	2.2	2.7	3.1
	215/35 R 17 83 WXL▽▽	2.4	2.2	2.7	3.1
1.9 TDI (96 kW)	⊙ 195/55 R 15 85 V	2.4	2.2	2.6	3.0
	195/50 R 15 82 V	2.6	2.4	2.8	3.2
	205/45 R 16 83 W	2.6	2.4	2.8	3.2
	205/40 R 17 84 WXL	2.6	2.4	2.8	3.2
	215/35 R 17 83 WXL▽▽	2.6	2.4	2.8	3.2

CrossPolo 06-

1.2 12V (47 kW), 1.4 16V (55 kW), 1.4 TDI (51 kW)	⊙ 215/40 ZR 17 △	2.2	2.0	2.4	2.8
1.4 16V (74 kW)	⊙ 215/40 ZR 17 △	2.2	2.0	2.4	2.8
1.9 TDI (74 kW)	⊙ 215/40 ZR 17 △	2.4	2.2	2.6	3.0

Caddy Life (2K) 06-

1.4 (55 kW), 1.6 (75 kW)	⊙ 195/65 R 15 91 T
1.9 TDI (55 kW), 1.9 TDI (77 kW)	⊙ 195/65 R 15 91 T



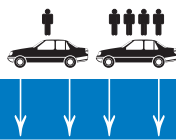
VW

Golf IV (1J) 98-04

1.4 16V (55 kW),	⊙ 175/80 R 14 88 T	1.9	1.9	2.2	3.0
1.9 SDI (50 kW)	195/65 R 15 91 T	1.9	1.9	2.1	2.6
	205/60 R 15 91 V	1.9	1.9	2.1	2.6
	205/55 R 16 91 W	1.9	1.9	2.1	2.6
1.6 (77 kW),	⊙ 175/80 R 14 88 H	1.9	1.9	2.2	3.0
1.6 Autom. (75 kW)	195/65 R 15 91 V	1.9	1.9	2.1	2.6
	205/60 R 15 91 V	1.9	1.9	2.1	2.6
	205/55 R 16 91 W	1.9	1.9	2.1	2.6
	225/45 R 17 91 W	1.9	1.9	2.1	2.6
1.6 FSI (81 kW) 02-,	⊙ 195/65 R 15 91 V	1.9	1.9	2.1	2.6
1.8 (92 kW) -02,	205/60 R 15 91 V	1.9	1.9	2.1	2.6
2.0 (85 kW),	205/55 R 16 91 W	1.9	1.9	2.1	2.6
1.9 TDI (66 kW) -02	225/45 R 17 91 W	1.9	1.9	2.1	2.6
2.0 4motion (85 kW),	⊙ 195/65 R 15 91 T/V	1.9	1.9	2.3	2.6
1.9 TDI 4motion (74 kW)	205/55 R 16 91 W	1.9	1.9	2.3	2.6
	225/45 R 17 91 W	1.9	1.9	2.3	2.6
1.8 T (110 kW),	⊙ 195/65 R 15 91 V	2.1	1.9	2.3	2.6
1.8 GTI (132 kW),	205/60 R 15 91 V	2.1	1.9	2.3	2.6
2.3 VR5 (110 kW) -02	205/55 R 16 91 W	2.1	1.9	2.3	2.6
	225/45 R 17 91 W	2.1	1.9	2.3	2.6
2.3 V5 (125 kW)	⊙ 205/55 R 16 91 W	2.3	2.1	2.5	2.7
	225/45 R 17 91 W	2.3	2.1	2.5	2.7
2.3 V5 4motion (125 kW),	⊙ 205/55 R 16 91 W	2.3	2.2	2.5	2.8
2.8 V6 4motion (150 kW)	225/45 R 17 91 W	2.3	2.2	2.5	2.8
3.2 V6 R 32	225/45 R 17 91 W	2.3	2.2	2.5	2.8
4motion (177 kW) 02-	⊙ 225/40 R 18 88 Y ^{▽▽}	2.3	2.2	2.5	2.8
1.9 TDI (74 kW),	⊙ 195/65 R 15 91 H	2.0	1.9	2.2	2.6
1.9 TDI (81 kW) -02,	205/60 R 15 91 V	2.0	1.9	2.2	2.6
1.9 TDI (85 kW) -02	205/55 R 16 91 W	2.0	1.9	2.2	2.6
	225/45 R 17 91 W	2.0	1.9	2.2	2.6
1.9 TDI (96 kW),	⊙ 195/65 R 15 91 V	2.1	1.9	2.3	2.6
1.9 TDI (110 kW)	205/60 R 15 91 V	2.1	1.9	2.3	2.6
	205/55 R 16 91 W	2.1	1.9	2.3	2.6
	225/45 R 17 91 W	2.1	1.9	2.3	2.6
1.9 TDI 4motion (96 kW)	⊙ 195/65 R 15 91 V	2.1	2.1	2.3	2.6
	205/55 R 16 91 W	2.1	2.1	2.3	2.6
	225/45 R 17 91 W	2.1	2.1	2.3	2.6
1.9 TDI 4motion (110 kW)	⊙ 195/65 R 15 91 V	2.2	2.2	2.4	2.8
	205/55 R 16 91 W	2.2	2.2	2.4	2.8
	225/45 R 17 91 W	2.2	2.2	2.4	2.8

Golf IV Variant (1J) 99-

1.4 16V (55 kW),	175/80 R 14 88 T	1.9	1.9	2.3	3.0
1.9 SDI (50 kW)	⊙ 195/65 R 15 91 T	1.9	1.9	2.3	3.0
	205/55 R 16 91 W	1.9	1.9	2.3	3.0
	225/45 R 17 91 W	1.9	1.9	2.3	3.0




VW

1.6 (77 kW),	⊙ 195/65 R 15 91 V	1.9	1.9	2.3	3.0
1.6 Autom. (75 kW),	205/55 R 16 91 W	1.9	1.9	2.3	3.0
1.6 FSI (81 kW),	225/45 R 17 91 W	1.9	1.9	2.3	3.0
2.0 Bi Fuel (75 kW),					
2.0 (85 kW),					
1.8 (92 kW) -02					
2.3 VR5 (110 kW)	⊙ 195/65 R 15 91 V	2.0	2.0	2.5	3.2
	205/55 R 16 91 W	2.0	2.0	2.5	3.2
	225/45 R 17 91 W	2.0	2.0	2.5	3.2
2.3 V5 (125 kW)	⊙ 205/55 R 16 91 W	2.3	2.1	2.5	3.2
	225/45 R 17 91 W	2.3	2.1	2.5	3.2
1.9 TDI (66 kW) -02,	⊙ 195/65 R 15 91 V	1.9	1.9	2.3	3.0
1.9 TDI (74 kW),	205/55 R 16 91 W	1.9	1.9	2.3	3.0
1.9 TDI (81 kW) -02,	225/45 R 17 91 W	1.9	1.9	2.3	3.0
1.9 TDI (96 kW)					
2.0 4motion (85 kW),	⊙ 195/65 R 15 91 V	1.9	1.9	2.3	3.2
1.9 TDI 4motion (74 kW),	205/55 R 16 91 W	1.9	1.9	2.3	3.2
1.9 TDI 4motion (96 kW)	225/45 R 17 91 W	1.9	1.9	2.3	3.2

Golf V (1K) 03-

1.4 16V (55 kW),	⊙ 195/65 R 15 91 T	2.0	2.0	2.3	2.8
1.4 FSI (66 kW),	205/55 R 16 91 W	2.0	2.0	2.3	2.8
2.0 SDI (55 kW)	215/45 R 17 91 WXL	2.4	2.4	2.6	3.0
	225/45 R 17 91 W	2.0	2.0	2.3	2.8
	225/40 R 18 92 YXL ^{▽▽}	2.4	2.4	2.6	3.0
1.6 (75 kW),	⊙ 195/65 R 15 91 V	2.0	2.0	2.3	2.8
1.6 FSI (85 kW),	205/55 R 16 91 W	2.0	2.0	2.3	2.8
1.9 TDI (66 kW)	215/45 R 17 91 WXL	2.4	2.4	2.6	3.0
	225/45 R 17 91 W	2.0	2.0	2.3	2.8
	225/40 R 18 92 YXL ^{▽▽}	2.4	2.4	2.6	3.0
2.0 FSI (110 kW)	⊙ 195/65 R 15 91 V	2.1	2.1	2.3	2.8
	205/55 R 16 91 W	2.1	2.1	2.3	2.8
	215/45 R 17 91 WXL	2.4	2.4	2.6	3.0
	225/45 R 17 91 Y ^{▽▽}	2.1	2.1	2.3	2.8
	225/40 R 18 92 YXL ^{▽▽}	2.4	2.4	2.6	3.0
2.0 GTI Turbo (147 kW)	⊙ 225/45 R 17 91 W	2.4	2.4	2.6	3.0
	225/40 R 18 92 YXL ^{▽▽}	2.4	2.4	2.6	3.0
2.0 GTI FSI Turbo (169 kW)	⊙ 225/40 R 18 92 WXL	2.4	2.4	2.6	3.0
3.2 R32 (184 kW)	225/45 R 17 94 WXL	2.8	2.8	3.0	3.2
	⊙ 225/40 R 18 92 YXL ^{▽▽}	2.8	2.8	3.0	3.2
1.9 TDI (77 kW)	⊙ 195/65 R 15 91 V	2.1	2.1	2.3	2.8
	205/55 R 16 91 W	2.1	2.1	2.3	2.8
	215/45 R 17 91 WXL	2.4	2.4	2.6	3.0
	225/45 R 17 91 W	2.1	2.1	2.3	2.8
	225/40 R 18 92 YXL ^{▽▽}	2.4	2.4	2.6	3.0


VW

2.0 TDI 16V (103 kW)	⊙ 195/65 R 15 91 V	2.3	2.3	2.5	3.0
	205/55 R 16 91 W	2.3	2.3	2.5	3.0
	215/45 R 17 91 WXL	2.4	2.4	2.6	3.0
	225/45 R 17 91 Y▽▽	2.3	2.3	2.5	3.0
	225/40 R 18 92 YXL▽▽	2.4	2.4	2.6	3.0

Golf Plus (1KP) 05-


1.4 16V (55 kW), 1.6 (66 kW)	⊙ 195/65 R 15 91 T	2.2	2.2	2.4	2.9
	205/55 R 16 91 V	2.2	2.2	2.4	2.9
	215/45 R 17 91 WXL	2.6	2.6	2.8	3.0
	225/45 R 17 91 W	2.2	2.2	2.4	2.9
	225/40 R 18 92 YXL▽▽	2.6	2.6	2.8	3.0
1.6 FSI (85 kW)	⊙ 195/65 R 15 91 H	2.2	2.2	2.4	2.9
	205/55 R 16 91 V	2.2	2.2	2.4	2.9
	215/45 R 17 91 WXL	2.6	2.6	2.8	3.0
	225/45 R 17 91 W	2.2	2.2	2.4	2.9
	225/40 R 18 92 YXL▽▽	2.6	2.6	2.8	3.0
1.9 TDI (77 kW)	⊙ 195/65 R 15 91 H	2.2	2.2	2.4	2.9
	205/55 R 16 91 V	2.2	2.2	2.4	2.9
	215/45 R 17 91 WXL	2.6	2.6	2.8	3.0
	225/45 R 17 91 W	2.2	2.2	2.4	2.9
	225/40 R 18 92 YXL▽▽	2.6	2.6	2.8	3.0
2.0 TDI 16V (103 kW)	195/65 R 15 91 V	2.3	2.3	2.5	3.0
	⊙ 205/55 R 16 91 V	2.3	2.3	2.5	3.0
	215/45 R 17 91 WXL	2.6	2.6	2.8	3.0
	225/45 R 17 91 W	2.3	2.3	2.5	3.0
	225/40 R 18 92 YXL▽▽	2.6	2.6	2.8	3.0

CrossGolf 07-

1.6 (75 kW), 1.9 TDI (77 kW)	⊙ 225/45 R 17 91 H ^Δ	2.1	2.1	2.3	2.8
1.4 TSI (103 kW), 2.0 TDI (103 kW)	⊙ 225/45 R 17 91 W	2.3	2.3	2.5	3.0
1.4 TSI (125 kW)	⊙ 225/45 R 17 91 W	2.4	2.4	2.6	3.0

Bora (1J) 98-05

1.4 16V (55 kW), 1.6 (77 kW), 1.6 Autom. (75 kW)	⊙ 195/65 R 15 91 T	1.9	1.9	2.1	2.8
	205/60 R 15 91 V	1.9	1.9	2.1	2.8
	205/55 R 16 91 W	1.9	1.9	2.1	2.8
	225/45 R 17 91 W	1.9	1.9	2.1	2.8
1.6 FSI (81 kW), 2.0 (85 kW), 1.8 (92 kW) -02, 1.9 TDI (66 kW) -02	⊙ 195/65 R 15 91 V	1.9	1.9	2.1	2.8
	205/60 R 15 91 V	1.9	1.9	2.1	2.8
	205/55 R 16 91 W	1.9	1.9	2.1	2.8
	225/45 R 17 91 W	1.9	1.9	2.1	2.8
1.8 T (110 kW), 2.3 V5 (110 kW) -02	⊙ 195/65 R 15 91 V	2.1	1.9	2.3	2.9
	205/55 R 16 91 W	2.1	1.9	2.3	2.9
	225/45 R 17 91 W	2.1	1.9	2.3	2.9
1.8 T (132 kW) 02-, 2.3 V5 (125 kW) -02	⊙ 205/55 R 16 91 W	2.3	2.1	2.5	3.0


VW


1.9 TDI (74 kW), 1.9 TDI (81 kW) -02	⊙ 195/65 R 15 91 V	2.0	1.9	2.2	2.8
	205/60 R 15 91 V	2.0	1.9	2.2	2.8
	205/55 R 16 91 W	2.0	1.9	2.2	2.8
	225/45 R 17 91 W	2.0	1.9	2.2	2.8
1.9 TDI (96 kW) 01-	⊙ 195/65 R 15 91 V	2.1	1.9	2.3	2.9
	205/55 R 16 91 W	2.1	1.9	2.3	2.9
2.0 4motion (85 kW), 1.9 TDI 4motion (74 kW)	⊙ 195/65 R 15 91 T/V	1.9	1.9	2.4	3.0
	205/55 R 16 91 W	1.9	1.9	2.4	3.0
2.8 V6 4motion (150 kW)	⊙ 205/55 R 16 91 W	2.3	2.2	2.5	3.1
	225/45 R 17 91 W	2.3	2.2	2.5	3.1
1.9 TDI 4motion (96 kW), 1.9 TDI 4motion (110 kW)	⊙ 195/65 R 15 91 V	1.9	1.9	2.4	3.0
	205/55 R 16 91 W	1.9	1.9	2.4	3.0
	225/45 R 17 91 W	1.9	1.9	2.4	3.0

Jetta III (1KM) 05-

1.6 (75 kW), 1.6 FSI (85 kW)	⊙ 205/55 R 16 91 H	1.9	1.9	2.1	2.8
	225/45 R 17 91 V ^Δ	1.9	1.9	2.1	2.8
	225/40 R 18 92 WXL	1.9	1.9	2.1	2.8
2.0 FSI (110 kW)	⊙ 205/55 R 16 91 V	2.1	1.9	2.3	2.9
	225/45 R 17 91 V ^Δ	2.1	1.9	2.3	2.9
	225/40 R 18 92 WXL	2.1	1.9	2.3	2.9
2.0 FSI Turbo (147 kW)	⊙ 205/55 R 16 91 W	2.3	2.2	2.5	3.1
	225/45 R 17 91 W	2.3	2.2	2.5	3.1
	225/40 R 18 92 WXL	2.3	2.2	2.5	3.1
1.9 TDI PD (77 kW)	⊙ 205/55 R 16 91 H	2.0	1.9	2.2	2.8
	225/45 R 17 91 V ^Δ	2.0	1.9	2.2	2.8
	225/40 R 18 92 WXL	2.0	1.9	2.2	2.8
2.0 TDI (103 kW)	⊙ 205/55 R 16 91 V	2.1	1.9	2.3	2.9
	225/45 R 17 91 V ^Δ	2.1	1.9	2.3	2.9
	225/40 R 18 92 WXL	2.1	1.9	2.3	2.9

Bora Variant (1J) 99-

1.6 (77 kW),	⊙ 195/65 R 15 91 V	1.9	1.9	2.3	3.0
1.6 Autom. (75 kW),	205/55 R 16 91 W	1.9	1.9	2.3	3.0
1.6 FSI (81 kW),	225/45 R 17 91 W	1.9	1.9	2.3	3.0
2.0 (85 kW)					
2.3 V5 (110 kW) -01	⊙ 205/55 R 16 91 W	2.1	1.9	2.5	3.2
1.8 T (110 kW) 01-, 1.8 T (132 kW) 02-,	⊙ 205/55 R 16 91 W	2.2	2.0	2.5	3.2
	225/45 R 17 91 W	2.2	2.0	2.5	3.2
2.3 V5 (125 kW)					
1.9 TDI (74 kW), 1.9 TDI (81 kW) -02	⊙ 195/65 R 15 91 V	1.9	1.9	2.3	3.0
	205/55 R 16 91 W	1.9	1.9	2.3	3.0
	225/45 R 17 91 W	1.9	1.9	2.3	3.0
1.9 TDI (96 kW) 01-	⊙ 195/65 R 15 91 V	1.9	1.9	2.3	3.0
	205/55 R 16 91 W	1.9	1.9	2.3	3.0
	225/45 R 17 91 W	1.9	1.9	2.3	3.0
2.0 4motion (85 kW), 1.9 TDI 4motion (74 kW)	⊙ 195/65 R 15 91 V	2.0	2.0	2.5	3.2
	205/55 R 16 91 W	2.0	2.0	2.5	3.2
	225/45 R 17 91 W	2.0	2.0	2.5	3.2


VW

2.8 V6 4motion (150 kW)	⊙ 205/55 R 16 91 W	2.3	2.2	2.7	3.3
	225/45 R 17 91 W	2.3	2.2	2.7	3.3
1.9 TDI 4motion (96 kW),	⊙ 195/65 R 15 91 V	2.2	2.2	2.5	3.2
1.9 TDI 4motion (110 kW)	205/55 R 16 91 W	2.2	2.2	2.5	3.2

New Beetle (9C) 98- / 05-

1.4 16V (55 kW),	⊙ 195/65 R 15 91 H	2.0	1.8	2.2	2.4
1.6 (75 kW), 2.0 (85 kW),	205/60 R 15 91 H	2.0	1.8	2.2	2.4
1.9 TDI (66 kW),	205/55 R 16 91 H	2.0	1.8	2.2	2.4
1.9 TDI (74 kW)	225/45 R 17 91 H ^Δ	2.0	1.8	2.2	2.4
1.8 5VTurbo (110 kW),	⊙ 195/65 R 15 91 V	2.0	1.8	2.2	2.4
2.3 V5 (125 kW)	205/60 R 15 91 V	2.0	1.8	2.2	2.4
	205/55 R 16 91 V	2.0	1.8	2.2	2.4
	225/45 R 17 91 V ^Δ	2.0	1.8	2.2	2.4
1.9 TDI PD (77 kW) 05-	⊙ 205/55 R 16 91 H	2.0	1.8	2.2	2.4
	225/45 R 17 91 H ^Δ	2.0	1.8	2.2	2.4

New Beetle Cabrio 03- / 05-

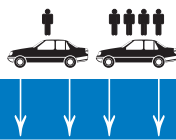
1.4 16V (55 kW),	⊙ 195/65 R 15 91 H	2.0	1.8	2.2	2.4
1.6 (75 kW), 2.0 (85 kW),	205/60 R 15 91 H	2.0	1.8	2.2	2.4
1.9 TDI (74 kW) -05,	205/55 R 16 91 H	2.0	1.8	2.2	2.4
1.9 TDI PD (77 kW) 05-	225/45 R 17 91 H ^Δ	2.0	1.8	2.2	2.4
1.8 5VTurbo (110 kW)	⊙ 195/65 R 15 91 V	2.0	1.8	2.2	2.4
	205/60 R 15 91 V	2.0	1.8	2.2	2.4
	205/55 R 16 91 V	2.0	1.8	2.2	2.4
	225/45 R 17 91 H ^Δ	2.0	1.8	2.2	2.4

Eos (1F) 06-


1.6 (85 kW),	⊙ 215/55 R 16 93 V ^Δ	2.2	2.2	2.4	2.9
	235/45 R 17 94 W	2.2	2.2	2.4	2.9
2.0 FSI (110 kW)	235/40 R 18 91 W	2.2	2.2	2.4	2.9
	⊙ 215/55 R 16 93 W	2.2	2.2	2.4	2.9
	235/45 R 17 94 W	2.2	2.2	2.4	2.9
2.0 Turbo FSI (147 kW)	235/40 R 18 91 W	2.2	2.2	2.4	2.9
	⊙ 235/45 R 17 94 W	2.6	2.6	2.8	3.0
	235/40 R 18 95 WXL ^{▽▽}	2.6	2.6	2.8	3.0
3.2 V6 (184 kW)	⊙ 215/55 R 16 93 V ^Δ	2.2	2.2	2.4	2.9
	235/45 R 17 94 W	2.2	2.2	2.4	2.9

Passat IV (3B) 96- / 00-05

1.6 (75 kW)	⊙ 195/65 R 15 91 H	1.9	1.9	2.1	2.7
	205/60 R 15 91 H	1.9	1.9	2.1	2.7
	205/55 R 16 91 H	1.9	1.9	2.1	2.7
	225/45 R 17 91 H ^Δ	1.9	1.9	2.1	2.7
2.0 (85 kW),	⊙ 195/65 R 15 91 V	2.0	1.9	2.2	2.8
	205/60 R 15 91 V	2.0	1.9	2.2	2.8
2.0 20V (96 kW) 02-	205/55 R 16 91 V	2.0	1.9	2.2	2.8
	225/45 R 17 91 V ^Δ	2.0	1.9	2.2	2.8



VW		1	2	3	4
1.8 T (110 kW)	⊙ 195/65 R 15 91 V	2.4	2.2	2.6	3.2
	205/60 R 15 91 V	2.4	2.2	2.6	3.2
	205/55 R 16 91 V	2.4	2.2	2.6	3.2
	225/45 R 17 91 V ^Δ	2.4	2.2	2.6	3.2
2.3 V5 (125 kW), 2.3 V5 4motion (125 kW) -02	⊙ 195/65 R 15 91 W ^{▽▽}	2.5	2.5	2.7	3.1
	205/60 R 15 91 W ^{▽▽}	2.5	2.5	2.7	3.1
	205/55 R 16 91 W	2.6	2.4	2.8	3.4
	225/45 R 17 91 W	2.6	2.4	2.8	3.4
2.8 V6 4motion (142 kW)	⊙ 205/55 R 16 91 W	2.6	2.4	2.9	3.4
	225/45 R 17 91 W	2.6	2.4	2.9	3.4
4.0 W8 4motion (202 kW)	⊙ 225/45 R 17 91 Y ^{▽▽}	2.8	2.6	3.0	3.4
1.9 TDI (74 kW)	⊙ 195/65 R 15 91 V	2.1	1.9	2.3	2.9
	205/60 R 15 91 V	2.1	1.9	2.3	2.9
	205/55 R 16 91 V	2.1	1.9	2.3	2.9
	225/45 R 17 91 V ^Δ	2.1	1.9	2.3	2.9
1.9 TDI (96 kW), 1.9 TDI 4motion (96 kW), 2.0 TDI (100 kW)	⊙ 195/65 R 15 91 V	2.3	2.1	2.5	3.1
	205/60 R 15 91 V	2.3	2.1	2.5	3.1
	205/55 R 16 91 V	2.3	2.1	2.5	3.1
	225/45 R 17 91 V ^Δ	2.3	2.1	2.5	3.1
2.5 TDI V6 (110 kW), 2.5 TDI V6 4motion (110 kW), 2.5 TDI V6 (120 kW), 2.5 TDI V6 4motion (132 kW)	⊙ 205/55 R 16 91 W	2.5	2.3	2.7	3.3
	225/45 R 17 91 W	2.5	2.3	2.7	3.3
Passat V (3C) 05-					
1.6 FSI (75 kW)	⊙ 205/55 R 16 91 H	2.0	2.0	2.3	2.8
	215/55 R 16 97 VXL ^{▽▽}	2.0	2.0	2.3	2.8
	235/45 R 17 97 WXL ^{▽▽}	2.0	2.0	2.3	2.8
	235/40 R 18 95 YXL ^{▽▽}	2.0	2.0	2.3	2.8
1.6 FSI (85 kW)	⊙ 205/55 R 16 91 H	2.1	2.1	2.3	2.8
	215/55 R 16 97 VXL ^{▽▽}	2.1	2.1	2.3	2.8
	235/45 R 17 97 WXL ^{▽▽}	2.1	2.1	2.3	2.8
	235/40 R 18 95 YXL ^{▽▽}	2.1	2.1	2.3	2.8
2.0 FSI (110 kW)	⊙ 205/55 R 16 91 V	2.3	2.3	2.5	3.0
	215/55 R 16 97 VXL ^{▽▽}	2.3	2.3	2.5	3.0
	235/45 R 17 97 WXL ^{▽▽}	2.3	2.3	2.5	3.0
	235/40 R 18 95 YXL ^{▽▽}	2.3	2.3	2.5	3.0
2.0 TFSI (147 kW)	⊙ 215/55 R 16 97 WXL ^{▽▽}	2.4	2.4	2.6	3.0
	235/45 R 17 97 WXL ^{▽▽}	2.4	2.4	2.6	3.0
	235/40 R 18 95 YXL ^{▽▽}	2.4	2.4	2.6	3.0
1.9 TDI (77 kW)	⊙ 205/55 R 16 91 V	2.2	2.2	2.4	2.9
	215/55 R 16 97 VXL ^{▽▽}	2.2	2.2	2.4	2.9
	235/45 R 17 97 WXL ^{▽▽}	2.2	2.2	2.4	2.9
	235/40 R 18 95 YXL ^{▽▽}	2.2	2.2	2.4	2.9
2.0 TDI (103 kW)	⊙ 205/55 R 16 91 V	2.6	2.6	2.8	3.0
	215/55 R 16 97 VXL ^{▽▽}	2.6	2.6	2.8	3.0
	235/45 R 17 97 WXL ^{▽▽}	2.6	2.6	2.8	3.0
	235/40 R 18 95 YXL ^{▽▽}	2.6	2.6	2.8	3.0



VW

2.0 TDI (118 kW)	⊙ 205/55 R 16 94 VXL ^{▽▽}	2.7	2.7	2.9	3.0
	215/55 R 16 97 VXL ^{▽▽}	2.7	2.7	2.9	3.0
	235/45 R 17 97 WXL ^{▽▽}	2.7	2.7	2.9	3.0
	235/40 R 18 95 YXL ^{▽▽}	2.7	2.7	2.9	3.0

Passat Variant IV (3B) 97–/00–05

1.6 (75 kW)	⊙ 195/65 R 15 91 H	1.9	1.9	2.1	2.7
	205/60 R 15 91 H	1.9	1.9	2.1	2.7
	205/55 R 16 91 H	1.9	1.9	2.1	2.7
	225/45 R 17 91 H [△]	1.9	1.9	2.1	2.7

2.0 (85 kW), 2.0 4motion (85 kW), 2.0 20V (96 kW) 02–	⊙ 195/65 R 15 91 V	2.0	1.9	2.2	2.8
	205/60 R 15 91 V	2.0	1.9	2.2	2.8
	205/55 R 16 91 V	2.0	1.9	2.2	2.8
	225/45 R 17 91 V [△]	2.0	1.9	2.2	2.8

1.8 T (110 kW)	⊙ 195/65 R 15 91 V	2.4	2.2	2.6	3.2
	205/60 R 15 91 V	2.4	2.2	2.6	3.2
	205/55 R 16 91 V	2.4	2.2	2.6	3.2
	225/45 R 17 91 V [△]	2.4	2.2	2.6	3.2

2.3 V5 (125 kW), 2.3 V5 4motion (125 kW)	⊙ 195/65 R 15 91 W ^{▽▽}	2.5	2.5	2.7	3.3
	205/60 R 15 91 W ^{▽▽}	2.5	2.5	2.7	3.3
	205/55 R 16 91 W	2.6	2.4	2.8	3.4
	225/45 R 17 91 W	2.6	2.4	2.8	3.4

2.8 V6 4motion (142 kW)	⊙ 205/55 R 16 91 W	2.6	2.4	2.9	3.4
	225/45 R 17 91 W	2.6	2.4	2.9	3.4

4.0 W8 4motion (202 kW)	⊙ 225/45 R 17 91 W	2.8	2.6	3.0	3.4
-------------------------	--------------------	-----	-----	-----	-----

1.9 TDI (74 kW)	⊙ 195/65 R 15 91 V	2.1	1.9	2.3	2.9
	205/60 R 15 91 V	2.1	1.9	2.3	2.9
	205/55 R 16 91 V	2.1	1.9	2.3	2.9
	225/45 R 17 91 V [△]	2.1	1.9	2.3	2.9

1.9 TDI (96 kW), 1.9 TDI 4motion (96 kW), 2.0 TDI (100 kW)	⊙ 195/65 R 15 91 V	2.3	2.1	2.5	3.1
	205/60 R 15 91 V	2.3	2.1	2.5	3.1
	205/55 R 16 91 V	2.3	2.1	2.5	3.1
	225/45 R 17 91 V [△]	2.3	2.1	2.5	3.1

2.5 TDIV6 (110 kW), 2.5 TDIV6 4motion (110 kW), 2.5 TDIV6 (120 kW), 2.5 TDIV6 4motion (132 kW)	⊙ 205/55 R 16 91 W	2.5	2.3	2.7	3.3
	225/45 R 17 91 W	2.5	2.3	2.7	3.3


--	--	--	--	--	--

--	--	--	--	--	--


Passat Variant V (3C) 05–

1.6 FSI (75 kW)	⊙ 205/55 R 16 91 H	2.0	2.0	2.5	3.0
	215/55 R 16 97 VXL ^{▽▽}	2.0	2.0	2.5	3.0
	235/45 R 17 97 WXL ^{▽▽}	2.0	2.0	2.5	3.0
	235/40 R 18 95 YXL ^{▽▽}	2.0	2.0	2.5	3.0

1.6 FSI (85 kW)	⊙ 205/55 R 16 91 H	2.1	2.1	2.6	3.0
	215/55 R 16 97 VXL ^{▽▽}	2.1	2.1	2.6	3.0
	235/45 R 17 97 WXL ^{▽▽}	2.1	2.1	2.6	3.0
	235/40 R 18 95 YXL ^{▽▽}	2.1	2.1	2.6	3.0



VW					
2.0 FSI (110 kW)	⊙ 205/55 R 16 91 V	2.3	2.3	2.7	3.0
	215/55 R 16 97 VXL ▽▽	2.3	2.3	2.7	3.0
	235/45 R 17 97 WXL ▽▽	2.3	2.3	2.7	3.0
	235/40 R 18 95 YXL ▽▽	2.3	2.3	2.7	3.0
2.0 TFSI (147 kW)	⊙ 215/55 R 16 97 WXL ▽▽	2.3	2.3	2.7	3.0
	235/45 R 17 97 WXL ▽▽	2.3	2.3	2.7	3.0
	235/40 R 18 95 YXL ▽▽	2.3	2.3	2.7	3.0
1.9 TDI (77 kW)	⊙ 205/55 R 16 91 V	2.2	2.2	2.5	3.0
	215/55 R 16 97 VXL ▽▽	2.2	2.2	2.5	3.0
	235/45 R 17 97 WXL ▽▽	2.2	2.2	2.5	3.0
	235/40 R 18 95 YXL ▽▽	2.2	2.2	2.5	3.0
2.0 TDI (103 kW)	⊙ 205/55 R 16 94 VXL ▽▽	2.5	2.5	2.8	3.0
	215/55 R 16 97 VXL ▽▽	2.5	2.5	2.8	3.0
	235/45 R 17 97 WXL ▽▽	2.5	2.5	2.8	3.0
	235/40 R 18 95 YXL ▽▽	2.5	2.5	2.8	3.0
2.0 TDI (118 kW)	⊙ 205/55 R 16 94 VXL ▽▽	2.6	2.6	2.9	3.0
	215/55 R 16 97 VXL ▽▽	2.6	2.6	2.9	3.0
	235/45 R 17 97 WXL ▽▽	2.6	2.6	2.9	3.0
	235/40 R 18 95 YXL ▽▽	2.6	2.6	2.9	3.0
Phaeton (3D) 02-					
3.2 V6 24V (177 kW)	⊙ 235/60 R 16 100 Y ▽▽	2.2	2.0	2.4	2.8
	235/55 R 17 99 Y ▽▽	2.3	2.1	2.5	2.9
	235/50 R 18 101 YXL ▽▽	2.5	2.3	2.7	3.1
	255/45 R 18 103 YXL ▽▽	2.3	2.1	2.5	2.9
	255/40 R 19 100 YXL ▽▽	2.5	2.3	2.7	3.1
4.2 V8 (266 kW)	⊙ 235/55 R 17 99 Y ▽▽	2.5	2.3	2.7	3.1
	235/50 R 18 101 YXL ▽▽	2.7	2.3	2.9	3.1
	255/45 R 18 103 YXL ▽▽	2.5	2.3	2.7	3.1
	255/40 R 19 100 YXL ▽▽	2.7	2.3	2.9	3.1
6.0 W 12 (309 kW)	⊙ 235/50 R 18 101 YXL ▽▽	2.8	2.6	3.0	3.4
	255/45 R 18 103 YXL ▽▽	2.6	2.4	2.8	3.2
	255/40 R 19 100 YXL ▽▽	2.8	2.6	3.0	3.4
5.0 V 10 TDI (230 kW) 03-	⊙ 235/50 R 18 101 YXL ▽▽	3.1	2.9	3.3	3.5
	255/45 R 18 103 YXL ▽▽	2.9	2.7	3.1	3.5
	255/40 R 19 100 YXL ▽▽	3.1	2.9	3.3	3.5
Touran (A 5 - 1T) 03-06/07-					
1.6 (75 kW), 1.6 FSI (85 kW) -06	⊙ 195/65 R 15 91 H	2.3	2.3	2.6	3.0
	205/55 R 16 91 V	2.3	2.3	2.6	3.0
	215/45 R 17 91 WXL	2.3	2.3	2.6	3.0
	225/45 R 17 91 W	2.3	2.3	2.6	3.0
2.0 EcoFuel (80 kW) 07-	⊙ 195/65 R 15 91 H	2.3	2.3	2.6	3.0
1.4 TSI (103 kW) 07-, 2.0 (110 kW) -06	⊙ 195/65 R 15 91 V	2.4	2.4	2.8	3.0
	205/55 R 16 91 V	2.4	2.4	2.8	3.0
	215/45 R 17 91 WXL	2.4	2.4	2.8	3.0
	225/45 R 17 91 W	2.4	2.4	2.8	3.0
1.9 TDI (66 kW) 07-, 1.9 TDI (74 kW) -06, 1.9 TDI (77 kW) 07-	⊙ 195/65 R 15 91 H	2.4	2.4	2.7	3.0
	205/55 R 16 91 V	2.4	2.4	2.7	3.0
	215/45 R 17 91 WXL	2.4	2.4	2.7	3.0
	225/45 R 17 91 W	2.4	2.4	2.7	3.0


VW

2.0 TDI (100 kW) -06,	⊙ 195/65 R 15 91 V	2.5	2.5	2.8	3.0
2.0 TDI (103 kW) 07-	205/55 R 16 91 V	2.5	2.5	2.8	3.0
	215/45 R 17 91 WXL	2.5	2.5	2.8	3.0
	225/45 R 17 91 W	2.5	2.5	2.8	3.0
2.0 TDI (125 kW)	⊙ 205/55 R 16 91 V	2.5	2.5	2.8	3.0
	215/45 R 17 91 WXL	2.5	2.5	2.8	3.0
	225/45 R 17 91 W	2.5	2.5	2.8	3.0

CrossTouran 07-

1.6 (75 kW),	⊙ 215/50 R 17 91 HVA ^Δ	2.4	2.7		
1.9 TDI (77 kW)	⊙ 235/45 R 17 94 H HA ^Δ		2.4		3.0
1.4 TSI (103 kW),	⊙ 215/50 R 17 91 HVA ^Δ	2.4	2.7		
2.0 TDI (103 kW)	⊙ 235/45 R 17 94 H HA ^Δ		2.4		3.0
1.4 TSI (125 kW),	⊙ 215/50 R 17 91 VVA ^Δ	2.4	2.7		
2.0 TDI (125 kW)	⊙ 235/45 R 17 94 VHA ^Δ		2.4		3.0

Sharan (7M) 95-


2.0 (85 kW),	195/65 R 15 95 T/H rf.	2.6	2.4	2.7	3.0
1.9 TDI (66 kW),	205/60 R 15 95 H rf.	2.7	2.5	2.9	3.2
1.9 TDI (85 kW) 00-,	⊙ 215/60 R 15 94 H ^Δ	2.3	2.1	2.5	2.7
1.9 TDI 4motion (85 kW) 00-	215/55 R 16 97 H rf.	2.7	2.5	2.9	3.2
1.8 T (110 kW)	205/60 R 15 95 H rf.	2.7	2.5	2.9	3.2
	⊙ 215/60 R 15 94 H ^Δ	2.3	2.1	2.5	2.7
	215/55 R 16 97 H rf.	2.7	2.5	2.9	3.2
2.8 VR6 (128 kW) -00,	205/60 R 15 95 H rf.	2.7	2.5	2.9	3.2
2.8 VR6 syncro (128 kW)	⊙ 215/60 R 15 94 H ^Δ	2.3	2.1	2.5	2.7
	215/55 R 16 97 H rf.	2.7	2.5	2.9	3.2
2.8 V6 (150 kW) 01-,	215/55 R 16 97 H rf.	2.7	2.5	2.9	3.2
2.8 V6 4motion (150 kW) 01-					
1.9 TDI (96 kW)	⊙ 195/60 R 16 99 H				
	205/55 R 16 98 H ^{▽▽}				
	215/55 R 16 97 H rf.				

Multivan (T4-7D*) 96-03

2.5 (85 kW)	⊙ 205/65 R 15 99 T rf.	2.6	2.4	3.0	3.4
	215/65 R 15 100 T rf. ^{▽▽}	2.6	2.4	3.0	3.4
2.8 V6 (150 kW),	⊙ 205/65 R 15 99 H rf. ^{▽▽}	2.6	2.4	3.0	3.4
2.5 TDI (150 kW)	215/65 R 15 100 H rf. ^{▽▽}	2.6	2.4	3.0	3.4
2.5 TDI (65 kW),	⊙ 205/65 R 15 99 T rf.	2.6	2.4	3.0	3.4
2.5 TDI (75 kW)	215/65 R 15 100 T rf. ^{▽▽}	2.6	2.4	3.0	3.4

Multivan (T5-7H*) 03-

2.0 (85 kW),	215/65 R 16 C 102 H ^{▽▽}	3.3	3.3	3.5	3.6
1.9 TDI (77 kW),	⊙ 215/65 R 16 102 HXL ^{▽▽}	2.9	2.9	3.0	3.1
2.5 TDI (96 kW)	235/60 R 16 104 HXL ^{▽▽}	2.8	2.8	2.9	3.0
	235/55 R 17 103 YXL ^{▽▽}	2.9	2.9	3.0	3.1
	235/50 R 18 101 YXL ^{▽▽}	2.9	2.9	3.0	3.1



VW

3.2 V6 (173 kW)	215/60 R 17 C 104 H ^{▽▽}	3.5	3.5	3.7	3.8
	⊙ 235/55 R 17 103 YXL ^{▽▽}	2.8	2.9	3.0	3.1
	235/50 R 18 101 YXL ^{▽▽}	2.8	2.9	3.0	3.1
2.5 TDI (128 kW)	215/65 R 16 C 102 H ^{▽▽}	3.3	3.3	3.5	3.6
	⊙ 215/65 R 16 102 HXL ^{▽▽}	2.9	2.9	3.0	3.1
	235/60 R 16 104 HXL ^{▽▽}	2.8	2.8	2.9	3.0
	235/55 R 17 103 YXL ^{▽▽}	2.9	2.9	3.0	3.1
	235/50 R 18 101 YXL ^{▽▽}	2.9	2.9	3.0	3.1

Notizen



www.semperit.com

0420 0200

SEMPERIT 